Cross Country BC

Club Development Workshop
and
Annual General Meeting

Meeting held by Zoom
May 9, 2026 @ 11:00am

Cross Country BC

Minutes of the Annual General Meeting – via Zoom, May 9, 2026

The meeting was brought to order at 11:08 AM. The following were present:

Adele Pratt	Black Jack
Alisha Rella	Fernie Nordic
Anna Malvin	Kimberley Nordic
Bjoern Ossenbrink	Sun Peaks & incoming CCBC Board
Carolyn Harmatiuk	Strathcona Nordic
Catherine Newsome	Arrow Lakes
Chris Keam	100 Mile Nordic
Daniel Childress	CCBC Executive Director
Dirk Rohde	Hollyburn
Doug Kissick	Telemark
Eliza Stanford	Whiskey Jack Nordic
Georgina Chipman	Williams Lake
Grier Ostermann	Black Jack
Ivor McMahen	Sun Peaks Nordic
Jana Muller	Larch Hills Nordic
Jasper Blake	Strathcona Nordic
John Bowden	Nelson Nordic
John Bowes	Caledonia Nordic
Kevin Charlston	Caledonia Nordic
Laura Rance	Revelstoke Nordic
Leo DeGroot	Nelson Nordic
Lisa Malin	Hollyburn & incoming CCBC Board
Mark Richards	Black Jack
Marshall Moleschi	Kelowna Nordic
Mike Edwards	Telemark
Noah Wilson	Hollyburn & incoming CCBC Board
Reid Carter	Hollyburn & CCBC Chair

Richard Kabzems	Bear Mountain Nordic
Shannon Harris	Hollyburn
Tim McKee	Kimberley Nordic
Vesta Giles	Overlander & CCBC Board
Wannes Luppens	CCBC outgoing Executive Director

1. CALL TO ORDER AND CHAIRPERSON'S OPENING REMARKS

Reid Carter welcomed everyone to the Annual General Meeting.

2. INTRODUCTION OF CLUB DELEGATES

Introductions were held during the Club Development Workshop earlier in the morning.

3. ADOPTION OF AGENDA

Georgina Chipman / Bjoern Ossenbrink Carried

4. ACCEPTANCE OF MINUTES FROM THE 2025 AGM

Motion: *"That the minutes of the 2025 AGM be accepted as presented."*

Bjoern Ossenbrink / Mark Richards Carried

5. BUSINESS ARISING FROM THE MINUTES

None

6. CROSS COUNTRY BC CHAIRPERSON REPORT

Reid Carter thanked the outgoing executive director for his contributions the past 11 years and highlighted some particular initiatives, including membership growth, the annual club fundraiser, and club zoom sessions. He suggested that Cross Country BC has become more relevant to our clubs.

Reid recapped the recent hiring process and that he was very pleased with the number of very strong candidates, a positive sign for the health of our sport in

BC. He asked everyone to join him in welcoming Daniel Childress, the new executive director.

He gave a brief update on Nordiq Canada, including the hiring of Beckie Scott last year and her significant progress and ambitions with fundraising.

He emphasized that recreational members are critical to our sport, and also that many of the club facilities that we have today are the legacy of hosting race events over the years.

7. FINANCIAL REPORT

The 2025/26 Projected Financial Statement was presented and discussed.

The 2026/27 Budget was presented and discussed.

Motion: *"That Baker Tilly WM remain as CCBC Auditor".*

Mark Richards / Lisa Malin Carried

8. ELECTION OF DIRECTORS

The following directors were elected by acclamation, for 2-year terms:

Director-at-Large – Vesta Giles
Director-at-Large – Noah Wilson
Director-at-Large – Lisa Malin
Director-at-Large – Bjoern Ossenbrink

9. OTHER BUSINESS

The tentative date and location of the 2027 Club Development Workshop and AGM will be Kamloops, May 15.

10. ADJOURNMENT

Adjourned 11:34 AM.

CCBC CLUB DEVELOPMENT WORKSHOP / AGM

Table of Contents

CLUB DEVELOPMENT 4
Membership Report 2025-26 Season 6
ATHLETE DEVELOPMENT .....
Skill Development Program Overview 9
Participant Numbers by Zone 10
Teck Regional Camp Program 12
Provincial Camp Schedule 13
Provincial Trip Schedule 13
CANADIAN NATIONAL CHAMPIONSHIP AGGREGATE AWARDS 13
TOTAL INDIVIDUAL MEDALS AT CANADIAN NATIONAL CHAMPIONSHIPS 14
TOTAL INDIVIDUAL PARA-NORDIC MEDALS AT CANADIAN NATIONAL CHAMPIONSHIPS 15
SKI S'KOOL PROGRAM 16
RACING ROCKS! 18
BC TEAM NOMINATIONS 2026-2027 19
BC SKI TEAM 19
BC DEVELOPMENT SQUAD 19
BC TEAM NOMINATIONS 2025-2026 20
BC Para-Nordic Team 20
BC Para-Nordic Squad 20
COACHING DEVELOPMENT 21
Coaching Certification Statistics 22
OFFICIALS DEVELOPMENT 31
The Year at a Glance 2025-2026 32
The Year at a Glance 2025-2026 33
Officials Courses Details 33
Officials Certification Statistics 34
NC Officials Certification Program 35
COMPETITIONS 36
2025/26 TECK BC CUP SERIES AGGREGATE AWARDS 37
2025/26 TECK BC CHAMPIONSHIP CLUB TROPHY 40
2025/26 TECK BC TRACK ATTACK CHAMPIONSHIPS 41
Best Technique Awards 41
Race LICENSES 42
PARTICIPANTS IN 2025/26 COMPETITIONS 43
FINANCIALS 46

2025-26

YEAR END REPORT

CROSS COUNTRY BC

CLUB DEVELOPMENT

8.3.1 Example Full Service Club Infrastructure

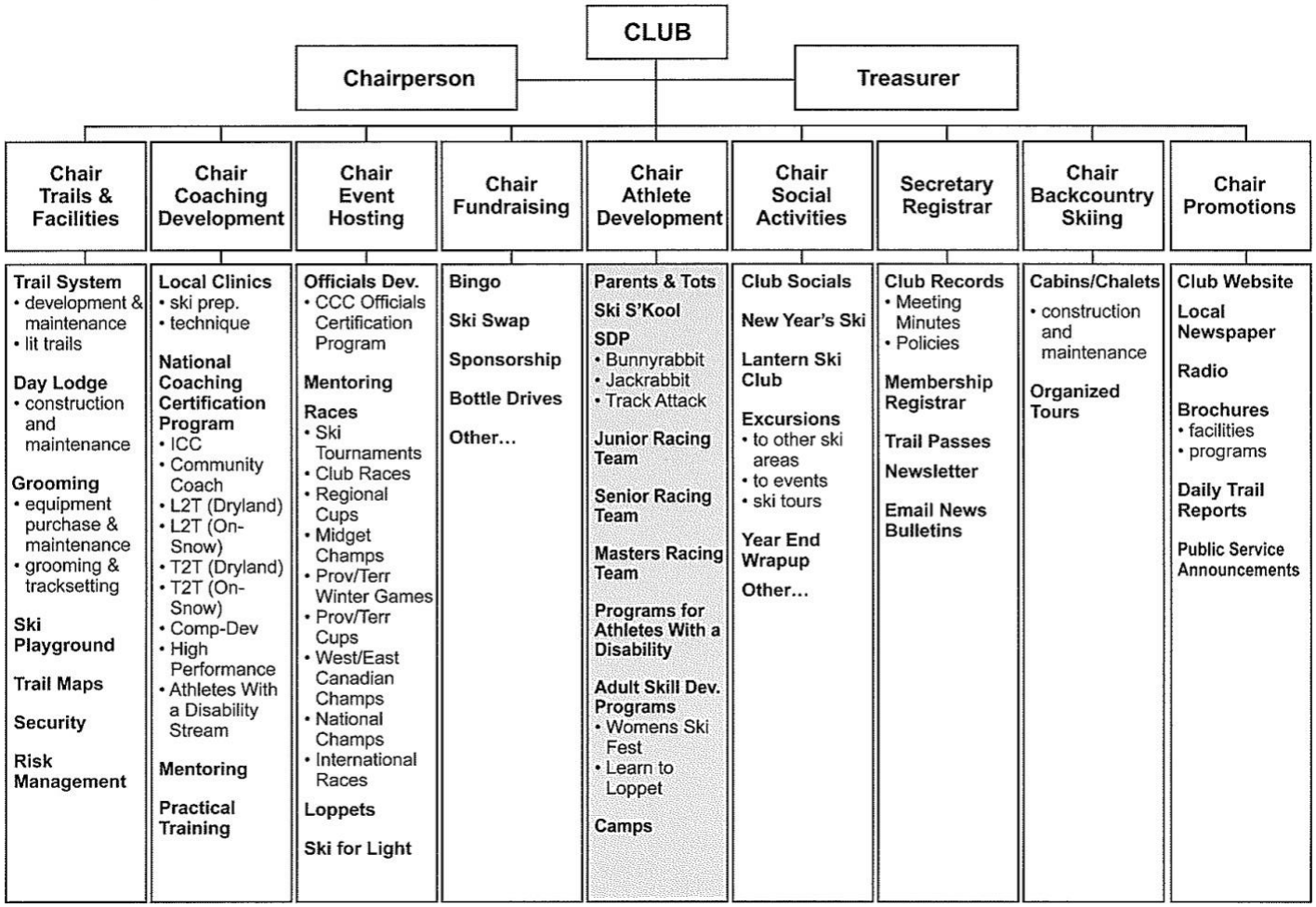

Membership Report 2025-26 Season

CLUB	15-16	16-17	17-18	18-19	19-20	20-21	21-22	22-23	23-24	24-25	25-26
100 Mile Nordic Ski Society	159	177	183	209	202	319	307	290	214	195	173
Arrow Lakes CC Ski Club	25	40	41	45	64	76	95	87	55	43	52
Barrier Outdoor Club*	12	18	12	15	11	12	14	11	14	17	0
Bear Mountain CC Ski Club	147	83	100	93	108	178	147	145	98	125	87
Black Jack CC Ski Club	722	716	772	753	751	1049	973	1058	976	1003	1046
Black Tusk Nordic Events Society	0	0	0	0	0	11	10	10	10	11	0
Bulkley Valley CC Ski Club	599	539	556	611	710	1100	1254	1145	1187	1241	1283
Caledonia Nordic Ski Club	1437	1519	1516	1667	1754	2746	2786	2540	2174	2051	1905
Callaghan Valley CC Ski Club	11	11	11	11	10	11	10	12	12	10	10
Cariboo Ski Touring Club	370	346	308	309	303	402	378	366	276	280	284
Castlegar Nordic Ski Club	0	0	0	0	0	0	0	0	768	749	759
Chetwynd Outdoors Society	0	0	13	12	14	71	47	25	12	0	0
China Ridge CC Ski Assoc.	0	0	0	0	0	0	0	0	0	0	0
Clinton Snow Jockey Club	18	10	10	11	10	10	12	11	10	10	10
Elkford Nordic Ski Club	31	42	54	41	50	96	73	75	55	61	45
Fernie Nordic Society	751	722	840	981	946	1610	1338	1189	954	913	747
Fort Nelson CC Ski Club	70	30	27	46	68	69	100	82	78	62	57
Golden Nordic Ski Club	592	620	622	643	661	983	922	924	1003	969	982
Highland Valley Outdoor Ass'n	10	25	23	16	10	0	0	0	0	0	0
Hollyburn CC Ski Club	483	522	541	573	569	541	683	672	670	613	619
Kaslo Nordic Club	103	102	86	63	104	126	115	108	84	108	94
Kelowna Nordic Ski & Snowshoe	0	0	0	0	0	0	0	0	674	708	650
Kimberley Nordic Ski Club	1054	1069	1194	1385	1291	1889	1780	1912	1944	1916	1835
Larch Hills Ski Club	1041	1032	1061	1074	1101	1392	1348	1163	1130	1006	931
Mackenzie Nordiques	97	116	128	101	108	123	99	69	92	75	85
Manning Nordic	26	25	21	22	20	16	18	16	17	21	15
McKinney Nordic Ski Club	47	41	29	42	42	83	51	42	22	0	0
Morice Mountain Nordic Ski Club	208	213	216	231	199	178	405	240	200	220	191
Nechako Nordics	53	53	46	64	61	101	111	89	108	103	113
Nelson Nordic Ski Club	720	784	887	880	832	1340	1310	1303	1142	1068	1095
Nickel Plate Cross Country Ski Club	559	547	942	660	584	746	765	693	803	618	730
Nordic Racers	177	264	269	268	312	292	279	268	281	216	240
Nordic Wrecks	0	0	0	0	0	0	0	0	0	0	0
Omineca Ski Club	239	224	224	223	185	255	268	238	230	226	240
Overlander Ski Club	550	735	831	903	844	1583	1721	1422	1286	1148	1109
Phoenix Cross Country Ski Society*	0	0	0	0	14	118	85	139	83	166	92
Revelstoke CC Ski Club	685	722	701	881	936	1252	1214	1245	1140	1161	1150
Sea to Sky Nordics Ski Club	187	354	114	122	132	133	170	167	219	148	174

Skmana Ski Club	11	10	10	57	64	204	159	117	22	49	19

CLUB	15-16	16-17	17-18	18-19	19-20	20-21	21-22	22-23	23-24	24-25	25-26
Snow Valley Nordic Ski Club	331	354	386	425	540	709	874	699	553	428	290
Sovereign Lake Nordic Club	1612	1652	1801	2017	1996	3213	2963	2610	1889	2207	2146
Spud Valley Nordic Association	117	92	73	58	59	68	79	75	72	48	30
Strathcona Nordic Ski Club	322	446	398	452	421	446	582	513	508	434	375
Stuart Lake Nordic*	0	0	0	0	25	34	48	26	20	50	22
Sun Peaks Nordic Club	63	107	79	81	91	114	136	156	178	189	271
Sunset Ridge Ski Society	72	99	158	116	121	192	177	147	136	132	89
Telemark Nordic Club	1038	1177	1125	1230	1114	1773	2016	1744	1701	1391	1457
Tetrahedron Outdoor Club	122	120	129	153	123	74	114	146	137	122	111
Toby Creek CC Ski Club	257	293	278	287	344	685	561	512	465	386	365
UBC Nordic Ski Club	0	10	0	0	0	0	0	0	0	0	0
Valhalla Hills Nordic Ski Club	46	67	71	72	87	123	141	129	113	102	130
Vancouver Skiers Touring Club	240	216	243	227	227	122	165	193	159	176	0
Wells Gray Outdoor Club	110	119	100	105	133	141	119	148	93	111	118
Whiskey Jack Nordic Ski Club	116	131	119	155	157	205	225	241	237	236	201
Whistler Nordic Ski Club	130	229	241	205	183	257	196	253	230	239	195
Williams Lake CC Ski Club	214	204	156	187	171	252	354	332	207	298	231
Yellowhead Ski Club	64	32	35	27	32	51	45	63	34	49	56
Totals – includes duplicates	**16,048**	**17,030**	**17,771**	**18,809**	**18,894**	**27,574**	**27,842**	**25,986**	**24,877**	**23,908**	**22,909**
Totals – unique membership	**15,927**	**16,857**	**17,619**	**18,648**	**18,698**	**27,221**	**27,497**	**25,475**	**24,299**	**23,392**	**22,412**

NOTES: 2015-16 reporting onwards was able to separate duplicate memberships.
*Barrier Outdoor Club – previously known as: North Thompson Recreation Society

Total number of clubs:	
2025 - 26	49
2024 - 25	51
2023 - 24	53
2022 - 23	51
2021 - 22	51
2020 - 21	51
2019 - 20	51
2018 - 19	49
2017 - 18	49
2016 - 17	49
2015 - 16	48
2014 - 15	48
2013 - 14	50
2012 - 13	51
2011 - 12	50

2025 - 2026
YEAR END REPORT

CROSS COUNTRY BC
ATHLETE DEVELOPMENT

Skill Development Program Overview

SKILL DEVELOPMENT PARTICIPANT ENROLLMENT										
Year	**16-17**	**17-18**	**18-19**	**19-20**	**20-21**	**21-22**	**22-23**	**23-24**	**24-25**	**25-26**
Northern Zone	623	582	678	571	506	664	659	636	603	502
Coast Zone	683	685	709	701	685	801	784	784	663	603
Okanagan Zone	801	777	712	718	771	915	853	715	720	802
Kootenay Zone	448	480	481	474	501	582	647	594	603	586
Total Participation	2555	2524	2580	2464	2463	2962	2943	2729	2589	2493

SKILL DEVELOPMENT PROGRAM CLUB ENROLLMENT										
Year	**16-17**	**17-18**	**18-19**	**19-20**	**20-21**	**21-22**	**22-23**	**23-24**	**24-25**	**25-26**
Northern Zone	12	12	12	12	11	12	12	12	12	**12**
Coast Zone	6	6	6	6	6	6	6	6	6	**6**
Okanagan Zone	8	8	9	9	8	9	9	8	8	**7**
Kootenay Zone	9	9	8	8	8	9	9	10	10	**9**
Total Participation	35	35	35	35	33	36	36	36	36	34

Participant Numbers by Zone

Northern Zone	15-16	16-17	17-18	18-19	19-20	20-21	21-22	22-23	23-24	24-25	25-26
100 Mile Nordic Ski Society	11	13	20	24	24	29	38	32	22	15	17
Bear Mountain Nordic	35	20	15	25	20	30	39	38	41	39	27
Bulkley Valley CC Ski Club	111	110	102	115	113	78	120	121	135	138	135
Caledonia Nordic Ski Club	231	204	172	148	116	121	125	146	119	120	103
Cariboo Ski Touring Club	60	38	44	59	36	40	38	32	27	32	19
Mackenzie Nordiques	15	7	7	9	14	9	11	11	17	17	13
Morice Mtn Nordic Ski Club	35	31	24	41	26	24	35	37	39	35	22
Nechako Nordics	31	32	33	44	40	67	69	55	60	60	70
Omineca Ski Club	44	44	47	53	34	31	43	43	49	45	30
Snow Valley Nordic Club	62	67	60	80	82	0	67	60	55	28	14
Whiskey Jack Ski Club	0	17	27	41	38	37	34	30	32	39	23
Williams Lake CC Ski Club	39	40	31	39	28	40	45	54	40	35	29
Total Participants	674	623	582	678	571	506	664	659	636	603	502
Total Clubs	11	12	12	12	12	11	12	12	12	12	12

Coast Zone	15-16	16-17	17-18	18-19	19-20	20-21	21-22	22-23	23-24	24-25	25-26
Hollyburn CC Ski Club	188	221	222	230	243	213	253	262	271	235	230
Sea to Sky Nordic Ski Club	105	117	103	100	109	96	107	96	92	96	105
Spud Valley Nordics	82	63	55	47	48	52	62	61	51	32	12
Strathcona Nordic Ski Club	71	124	115	127	130	138	182	155	179	142	94
Tetrahedron Outdoor Club	36	77	85	110	93	54	92	104	107	93	100
Whistler Nordic Ski Club	69	81	105	95	78	132	105	106	84	65	62
Total Participants	551	683	685	709	701	685	801	784	784	663	603
Total Clubs	6	6	6	6	6	6	6	6	6	6	6

Okanagan Zone	15-16	16-17	17-18	18-19	19-20	20-21	21-22	22-23	23-24	24-25	25-26
Larch Hills Nordic Society	147	217	209	181	180	171	181	147	143	125	138
Nickel Plate CC Ski Club	70	73	78	63	61	41	60	53	33	45	56
Overlander Ski Club	44	58	66	66	78	92	144	113	78	93	90
Revelstoke Nordic Ski Club	90	94	83	79	74	99	88	77	74	81	103
Skmana Ski Club	0	0	0	6	15	0	14	6	0	0	0
Sovereign Lake Nordic Club	111	122	120	135	116	125	159	178	160	163	166
Sun Peaks Nordic Club	26	24	24	26	27	33	40	41	42	45	49
Telemark Nordic Club	136	175	170	134	144	180	207	206	162	146	164
Wells Gray Outdoors Club	22	38	27	22	23	30	22	32	23	22	36
Total Participants	646	801	777	712	718	771	915	853	715	720	802
Total Clubs	8	8	8	9	9	8	9	9	8	8	8

Kootenay Zone	15-16	16-17	17-18	18-19	19-20	20-21	21-22	22-23	23-24	24-25	25-26
Black Jack CC Club	89	91	101	83	88	74	87	108	87	92	97
Castlegar Nordic Ski Club									23	27	24
Fernie Nordic Society	68	63	80	92	74	0	62	77	63	74	81
Golden Nordic Ski Club	40	39	52	82	65	69	77	71	64	61	56
Kaslo Nordic Ski Club	0	37	21	22	26	56	37	57	47	38	32
Kimberley Nordic Ski Club	63	60	69	62	82	113	122	148	173	191	174
Nelson Nordic Ski Club	57	57	67	56	57	71	59	57	47	48	54
Phoenix CC Ski Club	0	0	0	0	0	6	8	14	11	16	7
Sunset Ridge Ski Society	0	10	7	0	0	0	0	0	0	0	
Toby Creek Nordic Ski Club	65	58	57	53	56	76	93	84	45	33	32
Valhalla Hills Nordic Club	29	33	26	31	26	36	37	31	34	23	29
Total Participants	411	448	480	481	474	501	582	647	594	603	586
Total Clubs	7	9	9	8	8	8	9	9	10	10	9

Teck Regional Camp Program

DATE	COMMUNITY	HOST CLUB	CCBC COACH	F	M	TOTAL
May 9 - 11, 2025	Mt. Washington	Strathcona	Bertrand Hamoumraoui	22	23	**45**
September 26 - 28, 2025	Mt. Washington	Strathcona	Bertrand Hamoumraoui	16	15	**31**
September 12 - 14, 2025	Revelstoke	Revelstoke	Adam Elliot	46	39	**85**
September 27 - 29, 2024	Kimberley	Kimberley	Adam Elliot	43	30	**73**
September 26 - 28, 2025	Prince George	Caledonia	Tuppy Hoehn, Ali Cadell, Andrea Stapff	31	31	**62**
September 26 - 28, 2025	Whistler	Hollyburn	Jake Weaver & Fred Serratore	44	33	**77**
Nov 21 - 23, 2025	Sovereign Lake	Sovereign Lake	Adam Elliot	CANCELLED - NO SNOW		
December 5 - 7, 2025	Rossland	Black Jack	George Grey & Adam Elliot	27	36	**63**
December 5 - 7, 2025	Whistler	Whistler	Mia Serratore & Maria Lundgren	35	25	**60**
December 12 - 14, 2025	Smithers	Bulkley Valley	Andrea Stapff & Zach Hill	42	48	**90**
December 27 - 29, 2025	Mt. Washington	Strathcona	Bertrand Hamoumraoui	24	33	**57**
TOTAL TECK REGIONAL CAMP PARTICIPATION				**330**	**313**	**643**

Provincial Camp Schedule

CAMP	DATE	COMMUNITY	F	M	TOTAL
CCBC May Testing Camp (BCST/BCDS)	May 14 - 19, 2025	Whistler	20	22	**42**
BC Talent Squad Summer Camp (BCTS)	May 29 - June 1, 2025	Whistler	36	41	**77**
CCBC Haig Glacier Camp #1 (BCDS)	July 2 - 8, 2025	Canmore	9	12	**21**
CCBC Haig Glacier Camp #1 (BCST)	July 8 - 15, 2025	Canmore	8	10	**18**
BC Talent Squad Fall Camp (BCTS)	August 28 - 31, 2025	Whistler	35	38	**73**
CCBC Fall Dryland Cap (BCST)	Sept 17 - 21, 2025	Whistler	26	30	**56**
CCBC Snow Camp (BCST/BCDS)	Nov 11 - 16, 2025	Canmore/Lake Louise	15	20	**35**
BC Talent Squad Snow Camp (BCTS)	Nov 13 - 16, 2025	Vernon	38	47	**85**
TOTAL PROVINCIAL CAMP PARTICIPATION			**187**	**220**	**407**

EVENT	DATE	COMMUNITY	F	M	TOTAL
CCBC B-Tour	March 14 - March 29, 2026	Sweden	5	6	**11**
TOTAL PROVINCIAL CAMP PARTICIPATION			**5**	**6**	**11**

CANADIAN NATIONAL CHAMPIONSHIP AGGREGATE AWARDS

2026 Haywood Nationals Individual Aggregates:

Place	YOB	Name	Club
1st	2006	Eamon Wilson	Hollyburn Cross Country Ski Club
1st	2006	Louison Dubief	Fernie Nordic Ski Club
1st	2008	Aleah Smith	Nelson Nordic
1st	2009	Lex Hostyn	Black Jack Cross Country Ski Club
1st	2010	Hamish Woodman	Revelstoke Nordic Ski Club
1st	2010	Amelia Moore	Bulkley Valley Cross Country Ski Club
1st	2011	Kavita Dhillon	Nechako Nordics
1st	2012	Annika Heale	Telemark Nordic Club
2nd	2006	Annika Wallin	Williams Lake Nordic
2nd	2009	Ember Smither	Revelstoke Nordic Ski Club
2nd	2011	Regan Miller	Revelstoke Nordic Ski Club
3rd	2007	Tanner McConkey	Caledonia Nordic Ski Club
3rd	2009	Alex Heale	Black Jack Cross Country Ski Club

TOTAL INDIVIDUAL MEDALS AT CANADIAN NATIONAL CHAMPIONSHIPS

YEAR	1ST	2ND	3RD	TOTAL MEDALS
1996	1	6	2	9
1997	5	3	3	11
1998	2	4	1	7
1999	4	3	3	10
2000*	0	6	3	9
2001	1	4	3	8
2002	0	0	4	4
2003	2	1	3	6
2004	0	3	3	6
2005	1	1	1	3
2006	0	0	0	0
2007	0	3	2	5
2008	2	2	7	11
2009	2	9	1	12
2010	6	5	1	12
2011	6	5	1	12
2012	9	4	4	17
2013	8	4	4	16
2014	4	1	5	10
2015	9	6	7	22
2016	7	10	8	25
2017	9	3	9	21
2018	8	5	14	27
2019	5	6	7	18
2020	**CANCELLED – COVID-19**			
2021	**CANCELLED – COVID-19**			
2022	14	10	6	30
2023	7	10	9	26
2024	8	14	6	28
2025	16	11	8	35
2026	9	12	10	31

Note: Prior to 2023 there were four days of individual competition with a total of 96 medals presented. Beginning in 2023 there has been just three days of individual competition and 72 medals presented.

TOTAL INDIVIDUAL PARA-NORDIC MEDALS AT CANADIAN NATIONAL CHAMPIONSHIPS

Eastern Canadian Championships (designated by CCC as a Canadian National Para Championships)

YEAR	1ST	2ND	3RD	TOTAL MEDALS	# OF IND. MEDAL WINNERS
2006	4	1	0	5	3
2007	4	4	2	10	5
2008	3	7	4	14	5
2009	0	0	0	0	0
2010	0	0	0	0	0
2011	1	1	1	3	3
2012	0	0	0	0	0
2013	3	4	5	12	5
2014	0	0	0	0	0
2015	8	2	3	13	13
2016	8	1	0	9	9
2017	4	1	1	6	2
2018	1	1	3	5	2
2019	-	-	-	-	-
2020	**CANCELLED – COVID-19**				
2021	**CANCELLED – COVID-19**				
2022	6	5	3	14	5
2023	3	0	0	3	1
2024		1	1	2	1
2025	5	1	3	9	3
2026	No athletes at Nationals – some were at the Para-Olympic Winter Games				

SKI S'KOOL PROGRAM

Number of students in the Ski S'Kool Program that fit the below criteria:

- ✓ A "Learn to Ski" program for elementary school age children (grades 1-7).
- ✓ The program is managed by a CCBC club and is delivered by "club" coaches.
- ✓ The program is held at the club facility or at the commercial (or other) facility used by the club to deliver its other programs.
- ✓ A minimum of 2 sessions per school per season

Name of CCBC Club	Community	School District	# of Student Visits
100 Mile Nordic Ski Society	100 Mile House	SD #27	54
Black Jack Ski Club	Rossland / Trail / Fruitvale	#20, #71	262
Bulkley Valley Ski Club	Smithers	SD #71, #54	955
Caledonia Nordic Ski Club	Prince George	SD #57	1340
Cariboo Ski Touring Society	Quesnel	SD #28	403
Castlegar Nordic Ski Club	Castlegar / Winlaw / Slocan	SD #8, #20, #51	126
Golden Nordic Ski Club	Golden	SD #6	696
Kelowna Nordic Club	Kelowna / Rutland	SD #23	228
Kimberley Nordic Club	Kimberley / Cranbrook	SD #5, #6	376
Larch Hills Nordic Society	Salmon Arm / Enderby / Grindrod / Tappen / Armstrong	SD #83	1720
Nechako Nordics	Vanderhoof	SD # 91	411
Nelson Nordic Ski Club	Nelson	Sd #8, #20, #93	949
Nickel Plate Cross Country Ski Club	Penticton	SD #53, #67	1180
Overlander Ski Club	Kamloops / Merritt / Aschcroft / Logan Lake	SD #58, #73, #74	520
Phoenix Cross Country Ski Club	Grand Forks	Sd #51	0
Revelstoke Nordic Ski Club	Revelstoke	SD #19	820
Sovereign Lake Nordic Centre	Vernon	SD #22, #23	1100
Strathcona Nordic Ski Club	Campbell River / Courtenay	SD #71, 72	159
Telemark Nordic Club	Kelowna/West Kelowna	SD #23, #67	1070
Toby Creek Nordic Ski Club	Edgewater/ Windermere/ Invermere	SD #6	109
Whiskey Jack Cross Country Ski Club	Fort St John	SD #60	75
Williams Lake Cross Country Ski Club	Williams Lake / Big Lake / Likely	SD #27	255
		TOTAL	**12,808 ***

* 2025/26 Snow conditions were very poor for many clubs due to the unseasonably warm winter. Many Clubs experienced full facility closures and event cancellations due to poor trail conditions. As a result, Clubs were not able to service as many classes due to limited delivery days. This did not impact all clubs, and cancellations were most notable in lower elevation interior and island locations that typically operate very large programs, such as Telemark, Overlander, and Strathcona, who each had extended facility closures due to lack of snow.

Schools that participated in each School District (SD):

School District	Name of School(s)
SD #5	Kootenay Christian, Mount Baker, Purcell Collegiate, TM Roberts Elem, Steeples Elem
SD #6	Edgewater, Windermere, Eileen Madsen, Kimberley, McKim Middle, Selkirk Secondary, Lady Grey, Golden Secondary, Alexander Park, Nicholson Elem, Ecole la Confluence, Kootenay Christian Academy
SD #8	Winlaw Wholeschool, Kinnaird Elem, Mt Sentinel, Roots to Sky Forest School, Trafalgar Middle, Wildflower, Salmo Elem, Brent Kenndy Elem, Hume Elem, Blewett Elem, Rosemont Elem, LVR High, Earth Connections Forest School, Nelson Christian, Nelson Homelinks, St Joseph's Elem, South Nelson, Heartwood Nature School, Nelson Waldorf School, Ecole des Sentiers-alpins
SD #19	Revelstoke Secondary, Ecole de Glaciers Revelstoke, Arrow Heights Elem, Begbie View Elem, Columbia Park Elem, Stoke Youth Network
SD #20, SD #71	RSS, ESS, KCLC, JL Crowe, Kinnaird Elem
SD #22	Alexis Park, Bairsto Elem, BX, Harwood, Hillview, JW Inglis, Kidston, Okangan Landing, St James Catholic, Vernon Christian, VLearn, SD Vocations, OKIB, Coldstream, Lavington, Charles Bloom, Cherryville, Silver Star, Mission Hill, Splatsin
SD #23	Aberdeen Hall, Anne McClymont, Balsam School, Canyon Falls, Casorso, Claro Senior, Chute Lake, Neil Bruce Middle, Davidson Road, George Elliot, Glenmore, Hudson Road, KLO, Mark Jok, Mt Boucherie, Okanagan Christian, Ecole Okanagan Mission, Shannon Lake, Spring Valley Middle, Webber Road Elem, Watson Road, Belgo, Peter Greer, Spring Valley Middle, Lenwood Middle
SD #27	108 Mile, Horse Lake Elem, Cataline, 150 mile, GROW home school, Forest Grove Elem, Homeschool, Marantha Elem, Mountainview Elem
SD #28	Red Bluff Lhtako, North Cariboo Christian School, Carson Elementary, St. Ann's School, Special Olympics, Quesnel Homeschoolers
SD #51	Christina Lake Elem, Hutton elem
SD #54	Muheim Memorial Elem, St Joseph's, Telkwa Elem, Walnut Park Elem
SD #57	College Heights, Polaris Montessori, Nusdeh Yoh, Cedars Christian, Heather Park, Harwin, Van Bien, Franco Nord, Quinson, Sacred Heart, Peden Hill, Hart Highlands, Lac de Bois, Buckhorn, DP Todd, Hixon, Shas Ti Kelly Road, Edgewood Elem, John McInnis
SD #60	Buick Creek Elem, Duncan Cran Elem, Anne Roberts Young Elem
SD #67	Columbia elem, Kaleden Elem, Naramata Elem, Penticton Secondary, Princess Margaret, Queens Park, Trout Creek, Uplands Elem, Wiltse Elem, Penticton Christian, Skaha Lake, Summerland Elem
SD #71, 72	Heartwood Learning, Cedar Elem, Puntledge Elem
SD #73	Dallas, Juniper, David Thompson, Kamloops International School, Logan Lake Elem, RLC, Westwold Elem
SD #83	Bastion, Carlin, Grinrod, Hillcrest, North Canoe, Ranchero, Shuswap Middle, South Broadview, South Canoe, MV Beattie, Armstrong, Kings Christian School
SD # 91	Mapes Elem, Sinkut View Elem, WL McLeod Elem, Evelyn Dickson Elem, Northside Christian
SD #93	Ecole La Grande Ourse, Ecole Entre Lacs
Other	Girl Guides, Arrowleaf Learning Community, Scouts Canada, Unisus, Valley of Friends, St Joseph's Catholic, Edge, BV Christian

RACING ROCKS!

Since the introduction of skating, higher technology equipment and new race formats such as sprinting, pursuits and mass start, cross country skiing has picked up speed and grown in excitement. In 2021-2022, Cross Country BC will offer two special programs to introduce elementary school-age kids to the fun and satisfaction of competitive skiing.

SKI TOURNAMENT
A Ski Tournament is a day of special activities which includes a Terrain Park Relay, a Mad Dash (an individual sprint race - the event in which Chandra Crawford won her 2006 Olympic gold medal! and a variety of games. The objective of the event is to encourage participation, teamwork and good technique.

TEAM SPRINTS
A team sprint is a two-person sprint relay. The first skiers on each team start together and race the sprint course, then hand off to their team-mates, who also ski the course. The second skiers then hand-off to the first skiers who ski the course again, and so on. This is the event in which Devon Kershaw and Alex Harvey won gold at the 2011 World Championships.

Name of CCBC Club	# of Participants
No Clubs put on Racing Rocks events	0
TOTAL	**0**

BC TEAM NOMINATIONS 2026 – 27

BC SKI TEAM

Adam Heale (Telemark Nordic Club)
Adelaide Walton (Hollyburn Cross Country Ski Club)
Aleah Smith (Nelson Nordic Ski Club)
Alex Heale (Telemark Nordic Club)
Amelia Moore (Bulkley Valley Cross Country Ski Club)
Amelia Wells (Strathcona Nordic Ski Club)
Andreas Inkster (Hollyburn Cross Country Ski Club)
Anika Wallin (Williams Lake Cross Country Ski Club)
Anton Malin (Hollyburn Cross Country Ski Club)
Avafei Clark (Bulkley Valley Cross Country Ski Club)
Carly Ram (Strathcona Nordic Ski Club)
Dawson Abraham (Nelson Nordic Ski Club)
Eamon Wilson (Hollyburn Cross Country Ski Club)
Ella Fuller (Fernie Nordic Society)
Elliot Cullen (Bulkley Valley Cross Country Ski Club)
Ember Smith (Revelstoke Nordic Ski Club)
Emilie Kvick (Hollyburn Cross Country Ski Club)
Eula Palmer Bird (Sovereign Lake Nordic Club)
Finn Redman (Telemark Nordic Club)
Fiona Woodman (Revelstoke Nordic Ski Club)
Gideon Breugem (Larch Hills Nordic Society)
Hamish Woodman (Revelstoke Nordic Ski Club)
Kiara Pighin (Telemark Nordic Club)
Lex Hostyn (Black Jack Cross Country Ski Club)
Louison Dubief (Fernie Nordic Society)
Luc Austin (Black Jack Cross Country Ski Club)
Madeleine Wilkie (Larch Hills Nordic Society)
Mark Shapovalov (Hollyburn Cross Country Ski Club)
Marlie Molinaro (Revelstoke Nordic Ski Club)
Nadia Wallin (Williams Lake Cross Country Ski Club)
Remi Drolet (Black Jack Cross Country Ski Club)
Riley Hobbs (Hollyburn Cross Country Ski Club)
Ruby Serrouya (Revelstoke Nordic Ski Club)
Soleil Bitting (Black Jack Cross Country Ski Club)
Sonny Maclean (Bulkley Valley Cross Country Ski Club)
Tanner McConkey (Caledonia Nordic Ski Club)
Xavier Wallace (Overlander Ski Club)

BC DEVELOPMENT SQUAD

Adrian Wickham (Bulkley Valley Cross Country Ski Club)
Alexandre Comeau (Hollyburn Cross Country Ski Club)
Allison Bridge (Telemark Nordic Club)
Annika Merg (Black Jack Cross Country Ski Club)
Annika Vipler (Hollyburn Cross Country Ski Club)
Cameron Meldrum (Strathcona Nordic Ski Club)
Camille Yapps (Sovereign Lake Nordic Club)
Chase Pighin (Telemark Nordic Club)
Elia Comeau (Hollyburn Cross Country Ski Club)
Emily Olineck (Black Jack Cross Country Ski Club)
Etoile Brown (Larch Hills Nordic Society)
Gavin Grey (Black Jack Cross Country Ski Club)
Jake Ulansky (Telemark Nordic Club)
Kavita Dhillon (Nechako Nordic Ski Club)
Kai Redman (Telemark Nordic Club)
Lauren Wilson (Hollyburn Cross Country Ski Club)
Linnaea Heidt (Sovereign Lake Nordic Club)
Marcus Segelken (Hollyburn Cross Country Ski Club)
Magnus Sandell (Hollyburn Cross Country Ski Club)
Oliver Senichenko (Hollyburn Cross Country Ski Club)
Reed McInnis (Strathcona Nordic Ski Club)
Regan Miller (Revelstoke Nordic Ski Club)
Rio Sentesy (Telemark Nordic Club)
Sacha Strajt-Bornik (Hollyburn Cross Country Ski Club)
Samuel Poulin (Revelstoke Nordic Ski Club)
Skye Cadell (Caledonia Nordic Ski Club)
Veya Stevens (Bulkley Valley Cross Country Ski Club)

BC Talent Squad

Alexa Rioux (Black Jack Ski Club)

Annika Heale (Black Jack Ski Club)

Callie Washbrook (Telemark Nordic Club)

Camille Corothers (Telemark Nordic Club)

Dalia Fortier (Spud Valley Nordic Ski Club)

Ella Moore (Bulkley Valley Cross Country Ski Club)

Elliot Warder (Strathcona Nordic Ski Club)

Erika Hahn (Hollyburn Cross Country Ski Club)

Eryka Rahalevich (Sovereign Lake Nordic Club)

Ethan Chapman (Bulkley Valley Cross Country Ski Club)

Finn Rosenberger (Bulkley Valley Cross Country Ski Club)

Gabriel Wimbush (Bulkley Valley Cross Country Ski Club)

Grace Szabadi (Telemark Nordic Club)

Harry Isaacs (Caledonia Nordic Ski Club)

Henry Kyle (Telemark Nordic Club)

Holly Szabadi (Telemark Nordic Club)

Janek Vipler (Hollyburn Cross Country Ski Club)

Kai Legut-Petersen (Caledonia Nordic Ski Club)

Kaya Senichenko (Hollyburn Cross Country Ski Club)

Liam Aaserud (Telemark Nordic Club)

Mae Elson (Fernie Nordic Society)

Maisie Hoehn (Caledonia Nordic Ski Club)

Mateo Colvin (Revelstoke Nordic Ski Club)

Matt Lane (Sovereign Lake Nordic Club)

Mathis Amyot (Revelstoke Nordic Ski Club)

Matthis Le Bihan (Hollyburn Cross Country Ski Club)

Mika Saban (Black Jack Ski Club)

Noah Gill (Sovereign Lake Nordic Club)

Philemon Hetu (Nelson Nordic Ski Club)

Rachel Daugherty (Black Jack Ski Club)

Ryker Ulansky (Telemark Nordic Club)

Severin Williamson (Sovereign Lake Nordic Club)

Soren Merg (Black Jack Ski Club)

Teja Stevens (Bulkley Valley Cross Country Ski Club)

Thea Mazur (Hollyburn Cross Country Ski Club)

Zetta Vines (Hollyburn Cross Country Ski Club)

BC Para-Nordic Team

Leo Sammarelli (Nordic Racers)

Logan Cox (Caledonia Nordic Ski Club)

Kaden Baum (Larch Hills Nordic Society)

Natalie Wilkie (Larch Hills Nordic Society)

BC Para-Nordic Squad

No nominees

2025-2026

YEAR END REPORT

CROSS COUNTRY BC

Coaching Development Programs

The Year at a Glance 2025-2026

Coaching Certification Statistics

NCCP Introduction to Community Coaching Workshops

		# of Participants	Male	Female
Online ICC Module		142**	59	80
	TOTALS:	**142**	**59**	**80**

	2020-2021	2021-2022	2022-2023	2023-2024	2024-2025	2025-2026
Total Workshops	online	online	online	online	online	online
Total Participants	260	212	227	177	176*	142**

**** 3 participants identified as Other**

NCCP Community Coaching Workshops

	Date	Location	Learning Facilitator	# of Participants	Male	Female
1	Nov15-16	Whistler	Morna Fraser	12	7	5
2	Nov 21-23	Smithers	Andrea Stapff	14	6	8
3	Nov 22-23	Whistler	Naheed Henderson and Nina Cairns	8	0	8
4	Nov 28-30	Kimberley	Abbi May	11	4	7
5	No 29-30	Whistler	Kevin Durkee	7	4	3
6	Dec 5-7	Sun Peaks	Amelie Cloutier	5	1	4
7	Dec 12-14	Kelowna Telemark)	Abbi May	8	3	5
8	Dec 12-14	Nelson	Dan Clark	9	3	6
9	Dec 12-14	Salmon Arm	Deirdra Frank	10	4	6
10	Dec 12-14	Prince George	Cory Williamson	7	4	3
11	Dec 20-21	Courtenay	Jamie Stirling	5	4	1
12	Jan 9-11	Revelstoke	Donna Flatman	13	1	12
13	Feb 6-8	Dawson Creek	Jamie Stirling	4	4	0
			TOTALS:	**113**	**45**	**68**

	2020-2021	2021-2022	2022-2023	2023-2024	2024-2025	2025-2026
Total Workshops	20	19	20	16	19	13
Total Participants	189	167	176	127	162	113

NCCP Community Coaching -AWAD Module

				# of Participants	Male	Female
1	CC AWAD	Fernie	Jamie Stirling	5	3	2
			TOTALS:	**5**	**3**	**2**

	2020-2021	2021-2022	2022-2023	2023-2024	2024-2025	2025-2026
Total Workshops	0	2	1	0	1	1
Total Participants	0	11	5	0	4	5

The Year at a Glance 2025 - 2026

Coaching Certification Statistics (con't.)

NCCP Competition Coaching Introduction - Learning to Train - Dryland

	Date	*Location*	*Learning Facilitator*	*# of Participants*	*Male*	*Female*
1	Sept 12-14	Courtenay	Jessica Heyes	5	2	3
2	Oct 3-5	Vancouver	Jessica Heyes	9	4	5
3	Oct 3-5	Kamloops	Brian May	9	4	5
4	Oct 24-26	Revelstoke	Paul Shipley	6	3	3
5	Oct 24-26	Rossland	Nicole Perrin	6	3	3
6	Oct 31-Nov 2	Kimberley	Colin Ferrie	7	2	5
			TOTALS:	**42**	**18**	**24**

Year	*2020-2021*	*2021-2022*	*2022-2023*	*2023-2024*	*2024-2025*	*2025-2026*
Total Workshops	6	12	5	10	4	6
Total Participants	43	72	22	56	36	42

NCCP Competition Coaching Introduction - Learning to Train - On-Snow

	Date	*Location*	*Learning Facilitator*	*# of Participants*	*Male*	*Female*
1	Nov 28-30	Rossland	Nicle Perrin	6	3	3
2	Nov 29-30	Whistler	Jamie Stirling	12	4	8
3	Dec 5-7	Sun Peaks	Brian May	12	6	6
4	Jan 3-5	Salmon Arm	Brian May	14	10	4
5	Dec 12-14	Kimberley	Colin Ferrie	6	2	4
6	Jan 16-18	Revelstoke	Paul Shipley	6	2	4
			TOTALS:	**56**	**27**	**29**

	2020-2021	*2021-2022*	*2022-2023*	*2023-2024*	*2024-2025*	*2025-2026*
Total Workshops	5	10	4	8	4	6
Total Participants	43	62	27	48	42	56

The Year at a Glance 2025 - 2026

Coaching Certification Statistics (con't.)

NCCP Competition Coaching Introduction Advanced - Training to Train - Dryland

	Date	*Location*	*Learning Facilitator*	*# of Participants*	*Male*	*Female*
1	April 25-27	Whistler	Maria Lundgren	***10***	***6***	***4***
			TOTALS:	**10**	**6**	**4**

	2020-2021	*2021-2022*	*2022-2023*	*2023-2024*	*2024-2025*	*2025-2026*
Total Workshops	1	2	3	1	3	1
Total Participants	11	12	24	6	26	10

NCCP Competition Coaching Introduction Advanced - Training to Train - On-Snow

	Date	*Location*	*Learning Facilitator*	*# of Participants*	*Male*	*Female*
1	Dec 12-14	Whistler	Maria Lundgren	8	4	4
			TOTALS:	**8**	**4**	**4**

	2020-2021	*2021-2022*	*2022-2023*	*2023-2024*	*2024-2025*	*2025-2026*
Total Workshops	0	3	3	1	3	1
Total Participants	0	21	19	7	26	8

The Year at a Glance 2025 - 2026

Coaching Certification Statistics (con't.)

Special Clinics and Seminars

	Date	Location	Workshop	LF's	# of Participants from BC	Male	Female
1	June 12-15	Whistler	L2C(Dryland)	Chris Manhard	2	2	o
2	Feb 06	Salmon Arm	LF Technique Update	Chris Manhard	3	3	0
3	Feb 16	Whistler	LF Technique Update	Chris Manhard	12	9	3
				TOTALS:	**17**	**14**	**3**

	2020-2021	2021-2022	2022-2023	2023-2024	2024-2025	2025-2026
Total Workshops	1	3	3	3	2	3
Total Participants	5	24	28	43	22**	17

** 3 from BC

NCCP Learning Facilitator Clinics

	Date	Location	Workshop	LF	# of BC Participants	Male	Female
1	Oct 17-18	Vernon	CC LF Training	Maria Lundgren	9	4	5
2	Oct 18-19	Vernon	L2T LF Training	Maria Lundgren	4	2	2
				TOTALS:	**13**	**6**	**7**

	2020-2021	2021-2022	2022-2023	2023-2024	2024-2025	2025-2026
Total Clinics	2	2	2	0	0	2
Total Participants	11	7	23	0	0	13

Other: Out of Province NCCP training for BC Coaches

	Date	Location	Workshop	LF	# of Participants from BC	Male	Female
1	March 7-8	Quebec	L2C(On-Snow)	Stephen Novosad	1	1	0
				TOTALS:	**1**	**1**	**0**

	2020-2021	2021-2022	2022-2023	2023-2024	2024-2025	2025-2026
Total Workshops	0	0	0	0	0	1
Total Participants	0	0	0	0	0	1

The Year at a Glance 2025-2026

A total of 407 coaches participated in National Coaching Certification Program (NCCP) workshops in BC

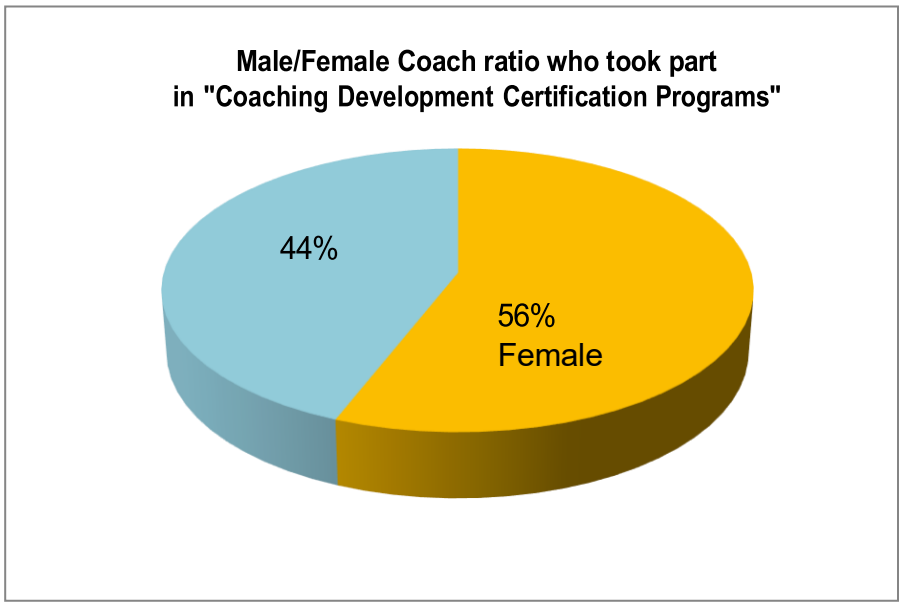

The Year at a Glance 2025 - 2026

Provincial & Regional Camp Program

(including Provincial Coaching Experience - PCE assignments)

Date	Camps	Location	Coaches	
May 9-11	**Teck Regional Spring Camp**	**Courtenay, BC**	Bertrand Hamoumraoui	Jaymie McGowan
	Coast Region - Island		Armel Castellan	Lindsay Warder
			Fil Bohac	Scott McGregor
			Ramona Gregory	Rick Smith
			Jim Bratrud	
May 14-19	**CCBC Provincial Testing Camp**	**Whistler, BC**	Chris Manhard	Adam Elliot
			Maria Lundgren	Zach Hill
			Matt Smider	Kris Heale (PCE)
			Andrea Stapff (PCE)	Amelie Cloutier (PCE)
May 29-June 1	**Provincial BCTS Summer Camp**	**Whistler, BC**	Maria Lundgren	Adam Elliot
			Zach Hill	Bertrand Hamoumraoui
			Mark Elson (PCE)	Jaymie McGowan (PCE)
			Zoe Dhillon (PCE)	Gilberto Serravalli (PCE)
			Jodi Preto (PCE)	Tim Blair (PCE)
			Adrianne Rosenberger(PC	Erin Davison (PCE)
			David Humphrey (PCE)	
Jul 2-8	**Haig Glacier Camp #1**	**Canmore, AB**	Adam Elliot	Andrea Stapff (PCE)
July 8-15	**Haig Glacier Camp #2**	**Canmore, AB**	Chris Manhard	Zach Hill
			John Shaw (PCE)	
Aug 28-31	**Provincial BCTS Fall Camp**	**Whistler, BC**	Maria Lundgren	Adam Elliot
			Bertrand Hamoumraoui	Zach Hill
			Stephen Wickham (PCE)	Lisa Malin (PCE)
			Ryan Chapman (PCE)	Samantha Loewen (PCE)
			Brent Ehlers (PCE)	Fil Bohac (PCE)
			Gwendal Castellan (PCE)	Fred Serratore (PCE)
			John Shaw (PCE)	Tim Blair (PCE)
			Mark Elson (PCE)	
Sept 17-21	**Provincial Fall Test Camp**	**Whistler, BC**	Chris Manhard	Maria Lundgren
			Adam Elliot	Zach Hill
			Jessica Heyes	Matt Smider
			Amelie Cloutier (PCE)	Jaymie McGowan (PCE)
			Zoe Dhillon (PCE)	George Grey (PCE)

Sept 12-14	**Teck Regional Dryland Camp**	**Revelstoke, BC**	Adam Elliot	Glenn Bond
	Okanagan Region		Marta Green	Ashley Pendree
			Kris Heale	Darren Derochie
			Frank Descouens	Tim Dewailly
			Jan Thingsted	Tim Bollans
			Heather Hendricks	Kris Markson
			Magnus Aaserud	Kevin O'Connor
Sept 26-28	**Teck Regional Fall Dryland Camp**	**Courtenay, BC**	Bertrand Hamoumraoui	Nick Holyome
	Coast Region - Island		Rick Smith	Jaymie McGowan
			Lindsay Warder	Fil Bohac
Sept 26-28	**Teck Regional Dryland Camp**	**Prince George, BC**	Tuppy Hoehn	Ali Cadell
	Northern Region		Andrea Stapff	Ryan Chapman
			Zoe Dhillon	Beth Hillhouse
			Ian Hogg	Samantha Loewen
			Sean Moore	Shannon Pearce
			Jodi Preto	Adrianne Rosenberger
Sept 26-28	**Teck Regional Dryland Camp**	**Kimberley, BC**	Adam Elliot	Geoffrey Richards
	Kootenay Region		Michael Albert	Mark Elson
			Nicole Perrin	Luc Tremblay
			Colleen O'Shea	Andi Fancy
			Matt Trepanier	Johanna Ferrie
			Natalie Nowicki	
Sept 26-28	**Teck Regional Fall Dryland Camp**	**Whistler, BC**	Jake Weaver	Fred Serratore
	Coast Region		Maria Lundgren	Megan Sheffer
			Chris Manhard	Tim Blair
			Neil Hahn	Gwendal Castellan
			Mia Serratore	Jay Audenart
			Aude Beauchamp	David Collings
			David Humphrey	Rowan Becher
			Natalie Hull	Patrice Le Bihan
			Nina Cairns	
Nov 11-16	**Provincial BCST/BCDS Snow Camp**	**Canmore, AB**	Chris Manhard	Adam Elliot
			Zach Hill	Andrea Stapff (PCE)
			David Gill (PCE)	Bev Rooke (PCE)
			Fred Serratore (PCE)	
Nov 13-16	**Provincial BCTS Snow Camp**	**Vernon, BC**	Maria Lundgren	Bertrand Hamoumraoui
			George Grey (PCE)	Jaymie McGowan (PCE)
			Mark Elson (PCE)	Nicole Callaway (PCE)

			Jodi Preto (PCE)	Ryan Chapman (PCE)
			Paul Shipley (PCE)	Zoe Dhillon (PCE)
			Gwendal Castellan (PCE)	Graeme Moore (PCE)
			Jamie Sprules (PCE	Rick Smith (PCE)
			Mia Serratore (PCE)	Tindra Wiksten (PCE)
			Andy Rosenberger (PCE	David Gill (PCE)
Dec 5-7	**Teck Regional Snow Camp**	**Rossland, BC**	George Grey	Doris Hausleitner
	Kootenay Region		Ashley Pendree	Fred Bushell
			Andi Fancy	Mathieu Trepanier
			Colin Ferrie	Natalie Nowicki
			Matt Tonner	

Dec 5-7	**Teck Regional Snow Camp**	**Whistler, BC**	Maria Lundgren	Natalie Hull
	Coast Region		Patrice Le Bihan	Ian Collings
			David Humphrey	Alcolm Lane
			Heidi Nesbitt	Tim Blair
			Jay Audenart.	Gillian Aubie Vines
			David Collings	Jay Burbee
Dec 507	**Teck Regional Snow Camp**	**Smithers, BC**	Andrea Stapff	Zach Hill
	Northern Region		Sandy Maclean	Helene Fleury
			Ryan Chapman	Graeme Moore
			Michaela Jellen	Zoe Dhillon
			Matthew Beedle	Andy Rosenberger
			Sean Moore	Ian Hogg
			Richard Alton	Sonya Zurevinski
			Brandin Lilgert	Richard Fergie
			Adrianne Rosenberger	Brent Ehlers
			Josh Wimbush	Jodi Preto
			Stephen Wickham	Stefan Bucher
Dec. 27-29	**Teck Regional Snow Camp**	**Courtenay, BC**	Bertrand Hamoumraoui	Jim Bratrud
	Coast Region - Island		Ramona Gregory	Rick Smith
			Lindsay Warder	Jaymie McGowan
			Sarah Malan	Fil Bohac
March 13-27	**B-Tour**	**Sweden**	Chris Manhard	Maria Lundgren

Total Coaches for 2025-2026 Provincial & Regional Camps **198**

2025-2026

YEAR END REPORT

Cross Country BC

Officials Development Program

The Year at a Glance 2025-2026

Officials Technical Delegates / Advisors Statistics

2025-2026 Technical Delegates/Advisors for Sanctioned Events in BC			
EVENT	**DATE**	**LOCATION**	**TD/TA**
Teck BC Cup #1	January 10-11	Prince George	Mike Thomas
Reino Keski-Salmi Loppet	January 17	Salmon Arm	Chelsea Little
Teck BC Track Attack Championship	January 24-25	Kelowna	Dirk Rohde
Teck BC Cup #2	February 7-8	Salmon Arm	Jeannie MacDonald
Teck BC Championship	February 20-22	Whistler	Marcus Boyle
BC Winter Games	February 25-March 1	Trail/Rossland	Jeannie MacDonald
Coast Outdoor P'ayakentsut	February 28	Whistler	Len Apedaile
Sovereign2Silverstar Ski Marathon	April 2, 4 & 5	Vernon	Jake Weaver

The Year at a Glance 2025-2026

Officials Courses Details

2025-2026 Officials Courses						
LEVEL	**DATE**		**LOCATION**	**CONDUCTOR**	**M / F**	**TOTAL**
Online OL1	Aug 11-Jan 20		Online		8/10	18
Officials Level 1	Nov 9		Castlegar	Jeannie MacDonald	4/3	7
Officials Level 2	Nov 22-23		Rossland	Dirk Rohde	5/3	8
Officials Level 2	Nov 29-30		Kamloops	Dirk Rohde	2/1	3
				TOTAL	**19/17**	**36**

2025-2026 Officials Courses 'Male / Female' Ratio

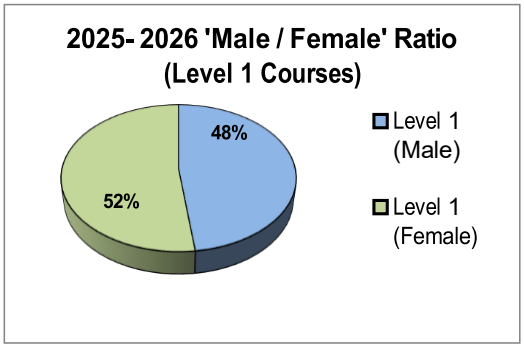

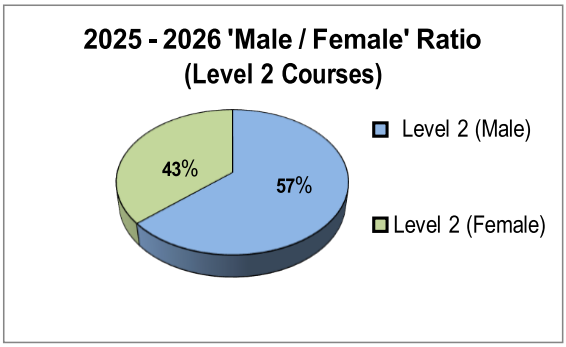

Officials Certification Statistics (with six year comparison)

Officials Level 1 Courses

	2020-2021	2021-2022	2022-2023	2023-2024	2024-2025	2025-2026
Total Courses	2	6	6	6	2	1
Total Participants	28*	59*	43*	57	47*	25*

*Includes NC online OL1 participants

Officials Level 2 Courses

	2020-2021	2021-2022	2022-2023	2023-2024	2024-2025	2025-2026
Total Courses	1	2	1	3	1	2
Total Participants	5	15	4	19	7	11

Officials Level 3 Courses

	2020-2021	2021-2022	2022-2023	2023-2024	2024-2025	2025-2026
Total Courses	0	1	0	1	1	0
Total Participants	0	2	0	1	2	0

Officials TD Course and Special Seminars

EVENT	DATE		LOCATION	INSTRUCTOR	M / F	TOTAL
Officials Level 1 Course Conductor	Nov 2		Virtual	Dirk Rohde	1/1	2
				TOTAL	**1/1**	**2**

	2020-2021	2021-2022	2022-2023	2023-2024	2024-2025	2025-2026
Total Courses	0	0	0	2	0	1
Total Participants	0	0	0	21	0	2

NORDIQ CANADA OFFICIALS CERTIFICATION

This program consists of five steps from entry level through to international level. It includes technical delegate, event management and course conductor training as well as standard training for officials.

Level 1

An eight hour course that provides an overview of what a cross country ski competition is all about. The focus is on the duties of minor officials for both 'Olympic' style (interval start, mass start, pursuit start, individual sprint, team sprint and relay) and 'Loppet' style (mass participation) competitions.

Course fee for CCBC members: $100.00

Course fee for non-members: $200.00

Level 2

A 16 hour course that prepares officials for leadership roles on a competition committee at club, provincial and most national level races, including the BC Cup Series, BC Winter Games and loppets. The course covers all official race formats, rules and regulations, rule interpretation, electronic timing, all aspects of the results system and volunteer management.

Course fee for CCBC members: $120.00

Course fee for non-members: $240.00

Level 3

This is a 3.5 day course. It is designed to prepare an official to (1) effectively structure, staff and manage a competition committee at provincial through national level competitions, (2) perform any 'major' official role at the National Championship level, (3) perform the role of a provincial Technical Delegate at a provincial and national level races and (4) have a good understanding of NC/FIS rules.

Please note the requirements for participation in Officials Certification Courses - levels 1 & 2. Course pre-requisites will be strictly enforced. For more information about course pre-requisites visit the CCBC website at: **http://www.crosscountrybc.ca/officials-development**

ZONE4 CLINICS

ZONE4 is Cross Country BC's official race management software. All nationally and provincially sanctioned competitions held in BC - BC Cup Series, BC Sprint Championships, Nor Ams / Continental Cups and National Championships - produce standardized results through the use of this program.

2025 - 26

YEAR END REPORT

CROSS COUNTRY BC

COMPETITIONS

2025/26 TECK BC CUP SERIES
AGGREGATE AWARDS

U10 GIRLS - 1	**2017**		**U10 BOYS - 1**	**2017**	
1st Place	Sayda Williamson	Sovereign Lake	1st Place	Liam Descouens	Sovereign Lake
2nd Place	n/a	n/a	2nd Place	Michael Greenway	Hollyburn
3rd Place	n/a	n/a	3rd Place	Arlo Cunningham	Black Jack
U10 GIRLS – 2	**2016**		**U10 BOYS - 2**	**2016**	
1st Place	Avery Olineck	Black Jack	1st Place	Aaron Bennett	Black Jack
2nd Place	Kailey Deugau	Sovereign Lake	2nd Place	Soren Jakobsen	Strathcona
3rd Place	Isa Hersee	Bulkley Valley	3rd Place	Gavin Starzner	Black Jack
U12 GIRLS - 1	**2015**		**U12 BOYS - 1**	**2015**	
1st Place	Juliet Descouens	Sovereign Lake	1st Place	Sasha Hamm	Whistler
2nd Place	Mariana Smith	Strathcona	2nd Place	Henry Bollans	Larch Hills
3rd Place	Alice Martin	Black Jack	3rd Place	Emerson Cunningham	Black Jack
U12 GIRLS - 2	**2014**		**U12 BOYS - 2**	**2014**	
1st Place	Norah Vines	Hollyburn	1st Place	Myles Rosenberger	Bulkley Valley
2nd Place	Annika Bell	Caledonia	2nd Place	Logan Marjoribanks Aguirre	Larch Hills
3rd Place	Maria Shapovalov	Hollyburn	3rd Place	Niko Par	Telemark
U14 GIRLS - 1	**2013**		**U14 BOYS - 1**	**2013**	
1st Place (tie)	Holly Szabadi	Telemark	1st Place	Ryker Ulansky	Telemark
2nd Place	Callie Washbrook	Telemark	2nd Place	Noah Gill	Sovereign Lake
3rd Place	Severin Williamson	Sovereign Lake	3rd Place	Liam Aaserud	Telemark
U14 GIRLS - 2	**2012**		**U14 BOYS - 2**	**2012**	
1st Place	Annika Heale	Telemark	1st Place	Janek Vipler	Hollyburn
2nd Place	Grace Szabadi	Telemark	2nd Place	Harry Isaacs	Caledonia
3rd Place	Mae Elson	Fernie	3rd Place	Mateo M Colvin	Revelstoke

U16 GIRLS - 1	**2011**		**U16 BOYS - 1**	**2011**	
1st Place	Kavita Dhillon	Nechako	1st Place	Jake Ulansky	Telemark
2nd Place	Regan Miller	Revelstoke	2nd Place	Samuel Poulin	Revelstoke
3rd Place	Annika Merg	Black Jack	3rd Place	Sacha Strajt-Bornik	Hollyburn
U16 GIRLS - 2	**2010**		**U16 BOYS - 2**	**2010**	
1st Place	Amelia Moore	Bulkley Valley	1st Place	Hamish Woodman	Revelstoke
2nd Place	Soleil Bitting	Black Jack	2nd Place	Elliot Cullen	Bulkley Valley
3rd Place	Linnaea Heidt	Sovereign Lake	3rd Place	Gideon Breugem	Larch Hills
U18 GIRLS – 1	**2009**		**U18 BOYS – 1**	**2009**	
1st Place	Ella Fuller	Fernie	1st Place	Lex Hostyn	Black Jack
2nd Place	Ember Smith	Revelstoke	2nd Place	Anton Mallin	Hollyburn
3rd Place	Avafei Clark	Bulkley Valley	3rd Place	Alex Heale	Telemark
U18 GIRLS - 2	**2008**		**U18 BOYS - 2**	**2008**	
1st Place	Aleah Smith	Nelson	1st Place	Mark Shapovalov	Hollyburn
2nd Place	Nadia Wallin	Williams Lake	2nd Place	Andreas Inkster	Hollyburn
3rd Place	Rowan Brecher	Hollyburn	3rd Place	Sonny Maclean	Bulkley Valley
U20 WOMEN	**2006-2007**		**U20 MEN**	**2006-2007**	
1st Place	Madeleine Wilkie	Larch Hills	1st Place	Axel Hostyn	Black Jack
2nd Place	Kiara Pighin	Telemark	2nd Place	Tanner McConkey	Caledonia
3rd Place	Finley Pearce-Gagnon	Bulkley Valley	3rd Place	Gavin Chatterton	Strathcona
SENIOR WOMEN	**1996-2005**		**SENIOR MEN**	**1996-2005**	
1st Place	Paige Saravanamuttoo	UBC	1st Place	Bertrand Hamoumraoui	Strathcona
2nd Place	Chloe Walc	Hollyburn	2nd Place	Joshua Goh	Hollyburn
3rd Place	Erika Peterson	Hollyburn	3rd Place	Kayden Smith	Hollyburn

MASTER WOMEN	**30-39 yrs.**		**MASTER MEN**	**30-39 yrs.**	
1st Place	n/a	n/a	1st Place	n/a	n/a
2nd Place	n/a	n/a	2nd Place	n/a	n/a
3rd Place	n/a	n/a	3rd Place	n/a	n/a
MASTER WOMEN	**40-49 yrs.**		**MASTER MEN**	**40-49 yrs.**	
1st Place	Sophie Lacroix	Sovereign Lake	1st Place	Ryan Chapman	Bulkley Valley
2nd Place	Robyn Thomas	Revelstoke	2nd Place	Elliot Holtham	Hollyburn
3rd Place	Natalie Hull	Hollyburn	3rd Place	Matthew Beedle	Bulkley Valley
MASTER WOMEN	**50-59 yrs.**		**MASTER MEN**	**50-59 yrs.**	
1st Place	Sheila Corbett	Larch Hills	1st Place	Glenn Bond	Larch Hills
2nd Place	Doris Hausleitner	Nelson	2nd Place	Chad Ulansky	Telemark
3rd Place	Helene Fleury	Bulkley Valley	3rd Place	Deren Sentesy	Telemark
MASTER WOMEN	**60+ yrs.**		**MASTER MEN**	**60+ yrs.**	
1st Place	n/a	n/a	1st Place	Greg Inkster	Hollyburn
2nd Place	n/a	n/a	2nd Place	Alan Corbett	Larch Hills
3rd Place	n/a	n/a	3rd Place	n/a	n/a
COLLEGE/ UNIVERSITY WOMEN			**COLLEGE/ UNIVERSITY MEN**		
1st Place	Paige Saravanamuttoo	UBC	1st Place	Tanner McConkey	UNBC
2nd Place	Chloe Walc	UBC	2nd Place	Gavin Chatterton	UNBC
3rd Place	Erika Peterson	UBC	3rd Place	Mika Aaserud	Okanagan College

2025/26 TECK BC CHAMPIONSHIP CLUB TROPHY

The Teck BC Championship Club Trophy recognizes the achievements of club teams.
Point totals are as follows:

Team	Points	Rank
Hollyburn Cross Country Ski Club	183	1
Telemark Nordic Club	99	2
Black Jack Cross Country Ski Club	70	3
Sovereign Lake Nordic Club	65	4
Bulkley Valley Cross Country Ski Club	59	5
Revelstoke Nordic Ski Club	47	6
Strathcona Nordic Ski Club	38	7
Larch Hills Nordic Society	21	8
Caledonia Nordic Ski Club	19	9
Nelson Nordic Ski Club	17	10
Sea to Sky Nordic Ski Club	8	11
Nordic Racers	6	12
Williams Lake Cross Country Ski Club	5	13
Overlander Ski Club	5	13
Spud Valley Nordic Ski Club	5	13
Nechako Nordic Ski Club	4	14
Kimberley Nordic Club	3	15
Fernie Nordic Ski Club	3	15
Whistler Nordic Ski Club	2	16
100 Mile Nordics	1	17

Number of clubs that accumulated points at the Teck BC Championships:

2025-26	**20**
2024-25	17
2023-24	19
2022-23	16
2021-22	17
2019-20	17
2018-19	16
2017-18	16
2016-17	15
2015-16	18
2014-15	15
2013-14	14

2025/26 TECK BC TRACK ATTACK CHAMPIONSHIPS

The Teck BC Track Attack Championships Club Trophy recognizes the achievements of club teams. Point totals for 2025-26 are as follows:

Team	Points	Rank
Hollyburn Cross Country Ski Club	205	1
Telemark Nordic Club	151	2
Black Jack Cross Country Ski Club	128	3
Sovereign Lake Nordic Club	124	4
Larch Hills Nordic Society	77	5
Methow Valley Nordic Ski Club (USA)	75	6
Strathcona Nordic Ski Club	60	7
Caledonia Nordic Ski Club	46	8
Toby Creek Nordic Ski Club	30	9
Whistler Nordic Ski Club	22	10
Revelstoke Nordic Ski Club	12	11
Sea to Sky Nordic Ski Club	11	12
100 Mile Nordics	9	13
Nelson Nordic Ski Club	9	13
Overlander Ski Club	9	13
Spud Valley Nordics	3	14

Skate Technique Awards

Category	Name	Club
2013 Female	Chloe Kolman	Methow Valley
2013 Male	Noah Gill	Sovereign Lake
	Liam Aaserud	Telemark
2014 Female	Norah Vines	Hollyburn
2014 Male	Logan Majoribanks Aguirre	Larch Hills
	Finley Warder	Strathcona
2015 Female	Isla Courtliff	Toby Creek
2015 Male	Sasha Hamm	Whistler Nordics
2016 Female	Avery Olineck	Black Jack
2016 Male	Wesley Pistak	Black Jack

Spirit Awards

Emil Sandstrom, Black Jack

Nordic Canada Race LICENSES

License Holders by Club											
Club	**14-15**	**15-16**	**16-17**	**17-18**	**18-19**	**19-20**	**21-22**	**22-23**	**23-24**	**24-25**	**25-26**
100 Mile Nordic Ski Society	1	1	0	0	0	1	0	0	1	4	1
Black Jack CC Ski Club	10	12	23	29	28	24	19	15	20	27	27
Bulkley Valley CC Ski Club	8	14	10	15	15	16	17	20	22	26	30
Caledonia Nordic Ski Club	7	14	12	15	12	15	21	19	23	34	35
Cariboo Ski Touring Club	0	0	0	0	0	0	2	0	3	2	2
Fernie Nordic Society	0	0	0	0	3	4	9	10	9	10	5
Golden Nordic Ski Club	0	3	6	0	0	1	1	1	1	1	2
Hollyburn CC Ski Club	30	21	22	24	31	37	57	48	65	65	74
Kimberley Nordic Ski Club	5	6	6	7	8	8	10	10	11	11	14
Larch Hill Nordic Society	16	36	44	40	49	59	46	32	20	22	21
Morice Mountain CC Ski Club	0	0	0	0	0	0	0	0	1	1	0
Nechako Nordics Ski Club	2	0	0	0	0	0	4	4	5	4	3
Nelson Nordic Ski Club	0	0	7	7	0	3	6	6	8	7	4
Nickel Plate CC Ski Club	0	3	4	1	3	6	3	2	2	2	0
Nordic Racers Ski Club	5	3	3	3	7	3	4	3	4	3	3
Omineca Ski Club	0	1	0	0	0	0	0	0	0	0	0
Overlander Ski Club	9	5	3	7	7	11	3	3	4	2	2
Revelstoke Nordic Ski Club	9	16	20	23	24	30	28	19	14	14	12
Sea to Sky Nordic Ski Club	0	1	0	1	1	1	14	0	6	2	5
Sovereign Lake Nordic Club	17	20	18	17	21	36	21	31	33	32	29
Spud Valley Nordic Ass'n	3	1	2	1	0	0	1	1	5	3	1
Strathcona Nordic Ski Club	11	21	20	20	22	15	18	19	22	34	37
Sun Peaks Nordic Club	0	1	0	0	0	0	0	0	0	0	0
Telemark Nordic Club	12	23	21	35	35	37	32	49	33	41	54
Toby Creek Nordic Ski Club	0	0	0	0	0	1	9	4	2	2	0
Valhalla Hills Nordic Ski Club	0	0	0	0	0	1	2	1	1	1	1
UBC Nordic Ski Club	6	0	1	1	0	0	0	0	0	0	0
Whistler Nordic Ski Club	7	4	6	6	6	3	3	2	0	5	3
Whiskey Jack Nordic Ski Club	0	0	0	0	0	0	0	0	1	1	0
Williams Lake Nordic Ski Club	0	1	1	1	2	3	3	2	2	1	2
Total	**158**	**207**	**229**	**253**	**282**	**322**	**333**	**302**	**318**	**357**	**366**

Nordiq Canada Race License Holders by Province														
Division	**11-12**	**12-13**	**13-14**	**14-15**	**15-16**	**16-17**	**17-18**	**18-19**	**19-20**	**21-22**	**22-23**	**23-24**	**24-25**	**25-26**
AB	172	190	189	171	251	278	268	245	241	223	231	255	292	264
BC	**137**	**174**	**141**	**158**	**207**	**229**	**252**	**282**	**322**	**333**	**302**	**318**	**357**	**366**
MB	20	23	25	31	23	22	22	32	24	20	19	16	18	24
NB	13	6	12	18	26	28	30	31	17	24	31	24	21	20
NL	16	18	29	21	21	22	14	17	17	11	20	17	24	22
NS	10	10	10	11	6	8	9	13	9	9	12	13	9	6
NT	10	10	16	16	22	20	18	12	7	3	13	15	15	18
ON	299	312	287	285	316	351	402	427	442	430	510	530	497	526
PE	0	0	0	0	0	0	0	0	0	0	3	0	0	0
QC	224	207	206	237	276	283	306	390	403	387	409	440	395	420
SK	20	22	25	23	24	28	26	34	21	32	60	54	62	22
YT	22	23	21	23	45	23	24	37	34	32	20	39	45	44
Total	**943**	**995**	**961**	**994**	**1217**	**1292**	**1371**	**1520**	**1537**	**1504**	**1630**	**1721**	**1735**	**1732**

PARTICIPANTS IN 2025/26 COMPETITIONS

CROSS COUNTRY BC					
Date	**Event**	**Location**	**Day #**	**Olympic**	**Loppet**
Nov 28-30	Continental Cup (Sovereign Invitational)	Vernon	1	232	
			2	184	
			3	219	
Dec 13-16	Olympic Winter Games/Period 2 World Cup Trials	Vernon	1	132	
			2	117	
			3	93	
Jan 3-4	Teck Northern Cup #1 & #2/BC Winter Games Trials (Zone 7-Northwest)	Smithers	1	89	
			2	88	
Jan 3	Teck Okanagan Cup #1/BC Winter Games Trials (Zone 2-Okanagan)	Revelstoke	1	167	
Jan 3	Teck Northern Cup 3/BC Winter Games Trials (Zone 8-Northeast)	Williams Lake	1	37	
Jan 4	Teck Coast Cup 1/BC Winter Games Trials (Zones 3, 4, 5-Lower Mainland)	Whistler	1	163	
Jan 4	BC Winter Games Trials (Zone 1-Kootenays)	Rossland	1	22	
Jan 4	BC Winter Games Trials (Zone 6 - Vancouver Island)	Mt Washington	1	39	
Jan 10-11	Teck BC Cup #1	Prince George	1	325	
			2	315	
Jan 17	Reino Keski Salmi Loppet	Salmon Arm	1		410
Jan 17	Teck Northern Cup #4	Quesnel	1	54	
Jan 17-18	Teck Kootenay Cup #1 & #2	Kimberley	1	153	
			2	191	
Jan 17-18	Teck Coast Cup #2 & #3	Mt Washington	1	CANCELLED	
			2	CANCELLED	
Jan 18	Teck Okanagan Cup #2	Kamloops	1	CANCELLED	
Jan 18	Teck Northern Cup #5	Burns Lake	1	61	

Date	Event	Location	Day #	Olympic	Loppet
Jan 24-25	Nipika Panorama Toby Creek Loppet	Invermere	1		110
			2		49
Jan 24-25	Teck BC Track Attack Championships	West Kelowna	1	240	
			2	219	
Jan 31	Bull Mountain Loppet	Williams Lake	1	CANCELLED	
Jan 31	Cascade Cup	Manning Park	1	CANCELLED	
Feb 1	Overlander Loppet	Kamloops	1	CANCELLED	
Feb 1	Phoenix Nordic Loppet	Grand Forks	1		15
Feb 1	Spud Valley Loppet	Pemberton	1	CANCELLED	
Feb 1	Sunshine Coast Loppet	Gibsons	1	CANCELLED	
Feb 7-8	Huckleberry Loppet	Golden	1		195
			2		120
Feb 7-8	Teck BC Cup #2	Salmon Arm	1	393	
			2	463	
Feb 8	Troll Loppet	Castlegar	1		125
Feb 14	Teck Okanagan Cup #3	Vernon	1	254	
Feb 14	Teck Northern Cup #6	Vanderhoof	1	124	
Feb 14-15	Teck Kootenay Cup #3 & #4	Nelson	1	68	
			2	115	
Feb 15	Cherryl Morningstar Lost Lake Loppet	Whistler	1	CANCELLED	
Feb 15	Whiskey Jack Loppet	Fort St John	1		20
Feb 20-22	Teck BC Championships	Whistler	1	392	
			2	388	
			3	393	
Feb 25-28	BC Winter Games	Rossland	1	65	
			2	66	
			3	68	
Feb 28	Coast Outdoors P'ayakentsut	Whistler	1		475
Mar 8	Teck Coast Cup #4	Whistler	1	181	
Mar 7-8	Teck Kootenay Cup #5 & #6	Castlegar	1	35	
			2	55	
Mar 8	Nickel Plate Loppet	Penticton	1		146
Mar 14	Telemark Friends & Family Spring Loppet	West Kelowna	1	CANCELLED	
Mar 14	Al Fisher Memorial Loppet	Rossland	1		61
Mar 21	Wetzin'kwa Loppet	Smithers	1		243
Mar 22	Vancouver Island Loppet	Mt Washington	1	CANCELLED	

Date	Event	Location	Day #	Olympic	Loppet
Apr 2-5	Sovereign2Silverstar Ski Marathon	Vernon	1		76
			2		406
			3		493
			TOTALS	**6200***	**2944 ***

Previous Years Statistics for Competition Participants		
2024/25	8032	2951
2023/24	5787 **	2505
2022/23	8632	3248
2021/22	8597	1838
2020/21	CANCELLED	
2019/20	6033	2116
2018/19	6542	3055
2017/18	6889	2762
2016/17	6586	2695
2015/16	6532	2633
2014/15	6144	2027
2013/14	6031	3050
2012/13	6196	2109
2011/12	5895	2706
2010/11	5382	2081
2009/10	4566	2595
2008/09	7040	2355
2007/08	5711	2339
2006/07	4593	2074
2005/06	4516	731
2004/05	3758	2805
2003/04	3959	2166
2002/03	4573	3278
2001/02	4077	3115
2000/01	3633	2917
1999/00	4428	2764

*** Note**: A total of 11 event days were cancelled in the 2025/26 race season due to lack of snow.

**** Note:** A total of 12 event days were cancelled in the 2023/24 race season due to lack of snow / cold weather.

2025 - 26
YEAR END REPORT

CROSS COUNTRY BC
FINANCIALS

CROSS COUNTRY BC
PROJECTED FINANCIAL STATEMENT 2025-26

Revenues	
Grants & Support	
viaSport Contribution	309,229
viaSport other	19,800
Community Gaming	101,400
Other	47,910
Programs	
Athlete Development	317,585
Coaching Development	28,220
Officials Development	2,380
Fundraising	
Sponsorship and Marketing	179,880
Donations	30,000
Membership Fees	201,733
Miscellaneous	7,500
Total Revenues	**1,245,637**
Expenses	
Programs	
Athlete Development	723,874
Coaching Development	53,400
Officials Development	3,000
Club Development	60,500
Sport Promotion	31,800
Administration	
Staff & Contractors	338,000
Office	60,070
Total Expenses	**1,270,644**
Excess of revenues over expenses	-25,007

CROSS COUNTRY BC
BUDGET 2026-27

Revenues

Grants & Support	
Provincial viaSport Contribution	309,000
Provincial viaSport, other grants	0
Community Gaming	110,000
Other	2,000
Programs	
Athlete Development	266,000
Coaching Development	29,000
Officials Development	3,000
Fundraising	
Sponsorship and Marketing	179,000
Donations	10,000
Membership Fees	194,000
Other	8,000
Total Revenues	**1,110,000**

Expenses

Programs	
Athlete Development	654,000
Coaching Development	46,000
Officials Development	4,000
Club Development	30,000
Sport Promotion	0
Administration	
Staff & Contractors	331,000
Office & Division	62,000
Total Expenses	**1,127,000**
Excess of revenues over expenses	-17,000

CROSS COUNTRY BC

Vernon, B.C.

FINANCIAL STATEMENTS

March 31, 2026

Baker Tilly WM LLP
900 - 400 Burrard Street
Vancouver, BC
Canada V6C 3B7
T: 604.684.6212
F: 604.688.3497

vancouver@bakertilly.ca
www.bakertilly.ca

INDEPENDENT AUDITOR'S REPORT

To the Members of Cross Country BC:

Report on the Audit of the Financial Statements

Opinion

We have audited the financial statements of Cross Country BC (the "Association"), which comprise the statement of financial position as at March 31, 2026, and the statement of operations, statement of changes in net assets and statement of cash flows for the year then ended, and notes to the financial statements, including a summary of significant accounting policies.

In our opinion, the accompanying financial statements present fairly, in all material respects, the financial position of the Association as at March 31, 2026, and the results of its operations and its cash flows for the year then ended in accordance with Canadian accounting standards for not-for-profit organizations.

Basis for Opinion

We conducted our audit in accordance with Canadian generally accepted auditing standards. Our responsibilities under those standards are further described in the *Auditor's Responsibilities for the Audit of the Financial Statements* section of our report. We are independent of the Association in accordance with the ethical requirements that are relevant to our audit of the financial statements in Canada, and we have fulfilled our other ethical responsibilities in accordance with these requirements. We believe that the audit evidence we have obtained is sufficient and appropriate to provide a basis for our opinion.

Responsibilities of Management and Those Charged with Governance for the Financial Statements

Management is responsible for the preparation and fair presentation of the financial statements in accordance with Canadian accounting standards for not-for-profit organizations, and for such internal control as management determines is necessary to enable the preparation of financial statements that are free from material misstatement, whether due to fraud or error.

In preparing the financial statements, management is responsible for assessing the Association's ability to continue as a going concern, disclosing, as applicable, matters related to going concern and using the going concern basis of accounting unless management either intends to liquidate the Association or to cease operations, or has no realistic alternative but to do so.

Those charged with governance are responsible for overseeing the Association's financial reporting process.

Baker Tilly WM LLP is a member of Baker Tilly Canada Cooperative, which is a member of the global network of Baker Tilly International Limited. All members of Baker Tilly Canada Cooperative and Baker Tilly International Limited are separate and independent legal entities.

Auditor's Responsibilities for the Audit of the Financial Statements

Our objectives are to obtain reasonable assurance about whether the financial statements as a whole are free from material misstatement, whether due to fraud or error, and to issue an auditor's report that includes our opinion. Reasonable assurance is a high level of assurance, but is not a guarantee that an audit conducted in accordance with Canadian generally accepted auditing standards will always detect a material misstatement when it exists. Misstatements can arise from fraud or error and are considered material if, individually or in the aggregate, they could reasonably be expected to influence the economic decisions of users taken on the basis of these financial statements. As part of an audit in accordance with Canadian generally accepted auditing standards, we exercise professional judgment and maintain professional skepticism throughout the audit. We also:

- Identify and assess the risks of material misstatement of the financial statements, whether due to fraud or error, design and perform audit procedures responsive to those risks, and obtain audit evidence that is sufficient and appropriate to provide a basis for our opinion. The risk of not detecting a material misstatement resulting from fraud is higher than for one resulting from error, as fraud may involve collusion, forgery, intentional omissions, misrepresentations, or the override of internal control.

- Obtain an understanding of internal control relevant to the audit in order to design audit procedures that are appropriate in the circumstances, but not for the purpose of expressing an opinion on the effectiveness of the Association's internal control.

- Evaluate the appropriateness of accounting policies used and the reasonableness of accounting estimates and related disclosures made by management.

- Conclude on the appropriateness of management's use of the going concern basis of accounting and, based on the audit evidence obtained, whether a material uncertainty exists related to events or conditions that may cast significant doubt on the Association's ability to continue as a going concern. If we conclude that a material uncertainty exists, we are required to draw attention in our auditor's report to the related disclosures in the financial statements or, if such disclosures are inadequate, to modify our opinion. Our conclusions are based on the audit evidence obtained up to the date of our auditor's report. However, future events or conditions may cause the Association to cease to continue as a going concern.

- Evaluate the overall presentation, structure and content of the financial statements, including the disclosures, and whether the financial statements represent the underlying transactions and events in a manner that achieves fair presentation.

We communicate with those charged with governance regarding, among other matters, the planned scope and timing of the audit and significant audit findings, including any significant deficiencies in internal control that we identify during our audit.

Report on Other Legal and Regulatory Requirements

As required by the *Societies Act* (British Columbia), we report that, in our opinion, the accounting principles in the Canadian accounting standards for not-for-profit organizations have been applied on a basis consistent with that of the preceding year.

Baker Tilly WM LLP

CHARTERED PROFESSIONAL ACCOUNTANTS

Vancouver, B.C.
September 25, 2026

CROSS COUNTRY BC

STATEMENT OF OPERATIONS

For the year ended March 31, 2026

	2026 **$**	2025 $
Revenues		
Programs	**359,191**	341,439
Grants - viaSport	**329,029**	400,353
Sports development sponsorships	**216,596**	177,041
Memberships	**201,734**	210,647
Community gaming grants	**112,720**	104,145
Donations	**30,056**	96
Marketing	**11,280**	10,400
Interest and other	**6,706**	20,973
	1,267,312	1,265,094
Expenditures		
Administration	**280,151**	274,842
Amortization	**19,689**	13,851
Athlete development	**781,741**	800,076
Club development	**47,551**	52,527
Coaching development	**106,933**	114,451
Officials development	**3,070**	4,087
Sports promotion	**31,779**	31,923
	1,270,914	1,291,757
Deficiency of revenues over expenditures	**(3,602)**	(26,663)

The accompanying notes are an integral part of these financial statements.

CROSS COUNTRY BC

STATEMENT OF CHANGES IN NET ASSETS

For the year ended March 31, 2026

	2026 **$**	2025 $
Balance, beginning	**408,678**	435,341
Deficiency of revenues over expenditures	**(3,602)**	(26,663)
Balance, ending	**405,076**	408,678

The accompanying notes are an integral part of these financial statements.

CROSS COUNTRY BC

STATEMENT OF FINANCIAL POSITION

March 31, 2026

	2026	2025
	$	$
Assets		
Current		
Cash	**56,264**	10,112
Short-term investments (Note 2)	**400,000**	432,567
Accounts receivable	**21,718**	22,699
Prepaid expenditures	**466**	30,207
Restricted cash (Note 3)	**519**	544
	478,967	496,129
Property and equipment (Note 4)	**67,066**	86,755
	546,033	582,884
Liabilities		
Current		
Payables and accruals	**76,477**	90,909
Deferred property and equipment funding (Note 5)	**64,480**	83,297
	140,957	174,206
Net Assets - Unrestricted	**405,076**	408,678
	546,033	582,884

Commitments (Note 6)

Approved by the Board:

The accompanying notes are an integral part of these financial statements.

CROSS COUNTRY BC

STATEMENT OF CASH FLOWS

For the year ended March 31, 2026

	2026 **$**	2025 $
Cash flows related to operating activities		
Deficiency of revenues over expenditures	**(3,602)**	(26,663)
Adjustments for items which do not affect cash:		
Amortization	**19,689**	13,851
Amortization of deferred property and equipment funding	**(18,817)**	(12,740)
Accrued interest income	**-**	(12,567)
	(2,730)	(38,119)
Changes in non-cash working capital:		
Accounts receivable	**981**	9,844
Prepaid expenditures	**29,741**	(28,916)
Payables and accruals	**(14,432)**	(21,314)
	13,560	(78,505)
Cash flows related to investing activities		
Purchase of property and equipment	**-**	(50,072)
Purchase of short-term investments	**(700,000)**	(600,000)
Redemption of short-term investments	**732,567**	330,000
	32,567	(320,072)
Cash flows related to financing activity		
Property and equipment funding	**-**	50,000
Net increase (decrease) in cash	**46,127**	(348,577)
Cash, beginning	**10,656**	359,233
Cash, ending	**56,783**	10,656
Cash consists of:		
Cash	**56,264**	10,112
Restricted cash	**519**	544
	56,783	10,656

The accompanying notes are an integral part of these financial statements.

Cross Country BC (the "Association") is a not-for-profit organization incorporated under the Societies Act of British Columbia and accordingly is exempt from income tax under provisions of the Income Tax Act provided certain requirements of the Income Tax Act are met. It is not a registered charity that can issue tax receipts. Its purpose is to provide provincial programming for the continuous development of cross-country skiing programs, recreational through to competitive, to a broad cross section of the community.

1. Significant accounting policies

These financial statements have been prepared in accordance with Canadian accounting standards for not-for-profit organizations and include the following significant accounting policies:

Short-term investments

Short-term investments consist of investments in money market or other short-term instruments with a maturity of more than 90 days and less than one year.

Property and equipment

Property and equipment are carried at cost less accumulated amortization. Amortization is calculated annually as follows:

Ski ergs	5 years straight-line
Sit skis	5 years straight-line
Treadmill	25% declining balance

Contributed property and equipment are recorded at fair values at the date of the contribution.

Property and equipment are tested for recoverability whenever events or changes in circumstances indicate that their carrying amounts may not be recoverable. An impairment loss is recognized when the carrying amount of an asset is not recoverable and exceeds its fair value or replacement cost. Write-downs are not reversed.

Revenue recognition

The Association follows the deferral method of accounting for contributions, which include donations and government grants. Revenue is recorded when received or receivable if the amount to be received can be reasonably estimated and collection is reasonably assured. Government grants approved but not received at the end of an accounting period are accrued. Restricted contributions are recognized in revenue in the period in which the expenses relating to the project are incurred.

Restricted contributions received for the acquisition of property and equipment are deferred and amortized to revenue on the same basis that the related property and equipment are amortized.

Revenue from memberships and programs are recognized when the services are provided or the goods are sold. Sponsorships, marketing and other revenue are recognized when the services or goods are provided. Interest income is recognized on a time proportion basis.

1. Significant accounting policies (continued)

Contributed materials and services

Contributed materials and services are not recognized in the financial statements unless they are substantial, a fair value can be reasonably estimated and the materials and services are used in the normal course of operations and would otherwise have been purchased. No contributed materials and services were recognized in the years ending 2026 and 2025.

Financial instruments

Arm's Length Transactions

Measurement of financial instruments

The Association measures its financial assets and financial liabilities at fair value at the acquisition date, except for financial assets and financial liabilities acquired in related party transactions.

The Association subsequently measures all of its financial assets and financial liabilities at amortized cost.

Related Party Transactions

Measurement of related party financial instruments

The Association measures all related party financial instruments recognized in these financial statements at either the cost of the related party financial instrument, or at the cost of the consideration exchanged for the related party financial instrument. Measurement is based on the nature of the financial instrument, and depends on whether the instrument has repayment terms. The Association has no related party financial instruments required to be measured at fair value.

When the instrument has repayment terms, the cost is determined using the undiscounted cash flows, excluding interest and dividend payments, and less any impairment losses previously recognized by the transferor.

When the related party financial instrument has no repayment terms, the cost of the instrument is determined using the consideration transferred or received.

Related party financial instruments initially measured at cost are subsequently measured using the cost method.

Transaction Costs

Transaction costs related to the acquisition or issuance of financial instruments subsequently measured at fair value and to instruments originated or exchanged in a related party transaction are recognized in deficiency of revenues over expenditures when incurred. The carrying amounts of financial instruments not subsequently measured at fair value are adjusted by the amount of the transaction costs directly attributable to the acquisition or issuance of the instrument, and the adjustment is recognized in deficiency of revenues over expenditures over the life of the instrument using the straight-line method.

1. Significant accounting policies (continued)

Financial instruments (continued)

Impairment

Financial assets measured at amortized cost and related party financial assets measured using the cost method are assessed for indications of impairment at the end of each reporting period. If impairment is identified, the amount of the write-down is recognized as an impairment loss in deficiency of revenues over expenditures. Previously recognized impairment losses are reversed when the extent of the impairment decreases, provided that the adjusted carrying amount is no greater than the amount that would have been reported at the date of the reversal had the impairment not been recognized previously. The amount of the reversal is recognized in the deficiency of revenues over expenditures.

Use of estimates

The preparation of financial statements in conformity with Canadian accounting standards for not-for-profit organizations requires management to make estimates and assumptions that affect the reported amounts of assets and liabilities at the date of the financial statements and the reported amounts of revenues and expenditures during the reporting period.

2. Short-term investments

	2026	2025
	$	$
Guaranteed Investment Certificates	**400,000**	432,567

The Guaranteed Investment Certificates are held with the Royal Bank of Canada, earning interest at rates between Prime minus 2.45% and 3% (2025: Prime minus 2.25% and 4.5%) per annum and mature between May, 2026 and February, 2027 (2025: May, 2025 and August, 2025).

Subsequent to the year end, $206,000 of the Guaranteed Investment Certificates were renewed at an interest rate of 3.1% per annum and mature in May, 2027.

3. Restricted cash

Revenue earned from the Community Gaming Grant is used to purchase goods and services required to provide the various programs offered by the Association during the year.

Funds held in the Association's gaming account are restricted for these future programs, and have therefore been classified as restricted cash. The balance in this account at March 31, 2026 is $519 (2025: $544).

4. Property and equipment

	Cost	Accumulated amortization	2026 Net carrying amount	2025 Net carrying amount
	$	$	$	$
Treadmill	79,922	55,171	24,751	33,001
Sit skis	50,072	11,440	38,632	48,646
Ski ergs	7,121	3,438	3,683	5,108
	137,115	70,049	67,066	86,755

5. Deferred property and equipment funding

Deferred funding related to property and equipment represent contributions received where the donor has restricted their usage to property and equipment purchased by the Association.

	2026	2025
	$	$
Balance, beginning of year	83,297	46,037
Contributions received during the year	-	50,000
Less: revenue recognized	(18,817)	(12,740)
Balance, end of year	64,480	83,297

6. Commitments

The Association leases a vehicle and premises under lease agreements with varying lease terms. Minimum lease payments are as follows:

	$
2027	19,049
2028	14,482
2029	1,375
	34,906

7. Financial instruments

Items that meet the definition of a financial instrument include cash, restricted cash, short-term investments, accounts receivable and payables and accruals.

Financial instrument transactions, such as purchasing and selling investments, collecting receivables and settling payables may result in exposure to significant financial risks and concentrations of risk. For the year ended March 31, 2026, the Association was not exposed to significant risks arising from its financial instruments. There have been no changes to the significant risks from the prior year.

Credit risk

Credit risk is the risk that one party to a financial instrument will cause a financial loss for the other party by failing to discharge an obligation. The Association's cash is held at a Schedule 1 Canadian bank. There is a concentration of credit risk in cash as 99% (2025: 95%) of the balance is held in one bank account.

8. Economic dependence

A significant portion of the Association's revenues are derived from direct and indirect funding from the Province of British Columbia. In 2026, these revenues represented 35% (2025: 40%) of total revenues.

9. Remuneration of employees, contractors and directors

The Societies Act of British Columbia requires the Association to disclose the remuneration paid to employees and contractors whose remuneration during the year was at least $75,000 and all remuneration paid to directors.

For the fiscal year ended 2026, included in expenditures is a total of $208,000 paid to two employees (2025: $208,000 paid to two employee).

No directors of the Association were remunerated for the fiscal year ending 2026 (2025: none).