



Cross Country BC

**Club Development Workshop
And
Annual General Meeting
On-Line
Saturday, May 14, 2022**

CCBC CLUB DEVELOPMENT WORKSHOP / AGM

Table of Contents

ANNUAL GENERAL MEETING.....	4
CLUB DEVELOPMENT	8
Membership Report 2021-22 Season	10
ATHLETE DEVELOPMENT	12
Skill Development Program Overview.....	13
Participant Numbers by Zone.....	14
Teck Regional Camp Program.....	15
Provincial Camp Schedule	16
Provincial Trip Schedule	16
CANADIAN NATIONAL CHAMPIONSHIP AGGREGATE AWARDS	17
TOTAL INDIVIDUAL MEDALS AT CANADIAN NATIONAL CHAMPIONSHIPS	18
TOTAL INDIVIDUAL PARA-NORDIC MEDALS AT CANADIAN NATIONAL CHAMPIONSHIPS	19
SKI S'KOOL PROGRAM.....	20
RACING ROCKS!	22
BC TEAM NOMINATIONS 2022-2023	23
BC SKI TEAM	23
BC DEVELOPMENT SQUAD	23
BC TEAM NOMINATIONS 2022-2023	24
BC Para-Nordic Team.....	24
BC Para-Nordic Squad.....	24
COACHING DEVELOPMENT	25
Coaching Certification Statistics	26
Coaching Certification Statistics	29
Provincial and Regional Camp Program.....	31
OFFICIALS DEVELOPMENT	35
Officials Technical Delegates / Advisors Statistics	36
Officials Courses Details	37
Officials Certification Statistics (with six year comparison)	38
NC Officials Certification Program	39
COMPETITIONS	40
2021/22 TECK BC CUP SERIES AGGREGATE AWARDS	41
2021/22 TECK BC CHAMPIONSHIP CLUB TROPHY	44
2021/22 TECK BC TRACK ATTACK CHAMPIONSHIPS	45
Best Technique Awards	45
Nordiq Canada LICENSES	46
PARTICIPANTS IN 2021/22 COMPETITIONS.....	48

FINANCIALS.....	51
Baker Tilly Audit Report.....	55



Cross Country BC

ANNUAL GENERAL MEETING

Notice is hereby given of the

Annual General Meeting

of Cross Country BC

to be held via Zoom

Saturday, May 14, 2022

The meeting will commence at 11:00 AM



Cross Country BC

Minutes of the Annual General Meeting – via Zoom, May 14, 2022

The meeting was brought to order at 11:04 AM. The following were present:

Adele Pratt	Black Jack Cross Country Ski Club
Barry Allen	CCBC Board
Ben Forsyth	Bulkley Valley Nordic
Brent Hobbs	Telemark Nordic Ski Club
Brian Fletcher	Phoenix Cross Country Ski Society
Brian Kennelly	Cariboo Ski-Touring Club
Bridget Daughney	Revelstoke Nordic Ski Club
Carolyn Buzikievich	CCBC Board
Cyndy Flores	Sovereign Lake Nordic Club
Denise Uhrynuk	Nelson Nordic Ski Club
Dennis Balogh	Caledonia Nordic Ski Club
Dirk Rohde	Hollyburn Cross Country Ski Club
Eliza Stanford	Whiskey Jack Nordic Ski Club
Heather Anchikoski	Omineca Ski Club
Helen Clugston	Blackjack Cross Country Ski Club
Jeannie MacDonald	Kimberley Nordic Club
Jen Stuart	Overlander Ski Club
Karen Tanchak	Larch Hills Nordic Society
Kathy Smith	Arrow Lakes Cross Country Ski Club
Kevin Dyck	Nickel Plate Nordic
Lance MacDonald	Caledonia Nordic Ski Club
Maria Lundgren	CCBC Assistant Provincial Coach
Megan Lohmann	Fernie Nordic Club
Mike Thomas	CCBC Board
Reid Carter	CCBC Chair
Richard Burkholder	Nechako Nordics
Robin Dawes	Williams Lake Cross Country Ski Club
Suzy Beckner	Larch Hills Nordic Society
Tricia Wilson	Nickel Plate Nordic
Tristan Sjoden	Phoenix Cross Country Ski Society
Vesta Giles	CCBC Board (newly elected)
Wannes Luppens	CCBC Executive Director
Wendy Johnstone	Strathcona Nordics

8. ELECTION OF DIRECTORS

Jeff Williams stepping down after 2 years. The following directors were elected for a 2-year term, by acclamation:

Director-at-Large – Jim Burbee (re-elected)
Director-at-Large – Andrea Stapff (re-elected)
Director-at-Large – Vesta Giles (new)

9. OTHER BUSINESS

The tentative date and location of the 2023 Club Development Workshop and AGM will be Kamloops, May 13th.

10. ADJOURNMENT

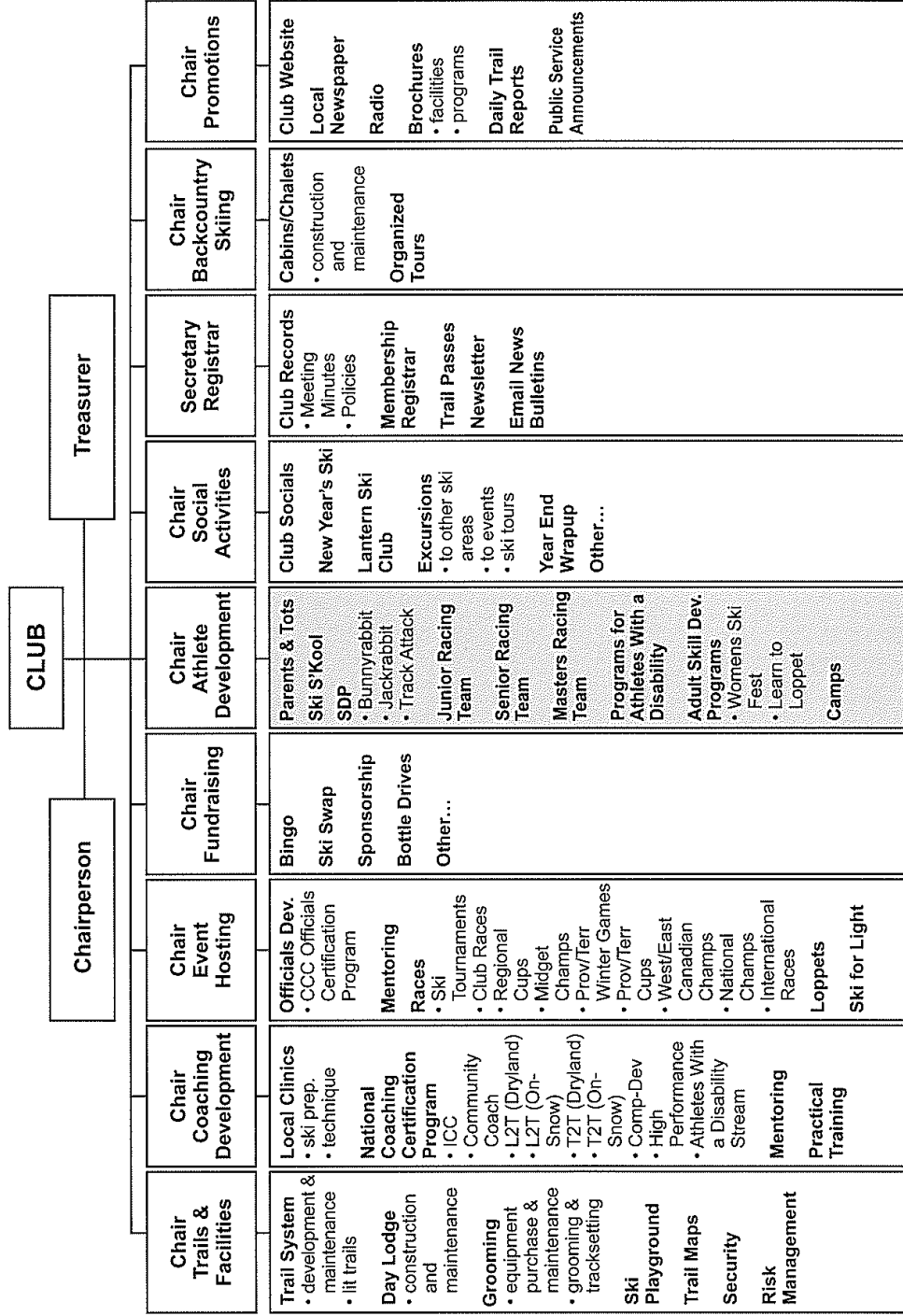
Adjourned 11:31 AM.

**2021-22
YEAR END REPORT**



**CROSS COUNTRY BC
CLUB DEVELOPMENT**

8.3.1 Example Full Service Club Infrastructure



Membership Report 2021-22 Season

CLUB	11-12	12-13	13-14	14-15	15-16	16-17	17-18	18-19	19-20	20-21	21-22
100 Mile Nordic Ski Society	157	140	190	135	159	177	183	209	202	319	307
Arrow Lakes CC Ski Club	29	28	32	24	25	40	41	45	64	76	95
Barrier Outdoor Club	14	24	10	10	12	18	12	15	11	12	14
Bear Mountain CC Ski Club	106	144	162	159	147	83	100	93	108	178	147
Black Jack CC Ski Club	617	678	727	710	722	716	772	753	751	1049	973
Black Tusk Nordic Events Society	-	-	-	-	-	-	-	-	-	11	10
Bulkley Valley CC Ski Club	702	638	606	571	599	539	556	611	710	1100	1254
Caledonia Nordic Ski Club	1618	1822	1873	1633	1437	1519	1516	1667	1754	2746	2786
Callaghan Valley CC Ski Club	10	10	10	11	11	11	11	11	10	11	10
Cariboo Ski Touring Club	402	473	521	505	370	346	308	309	303	402	378
Castlegar Nordic Ski Club	657	707	849	-	-	-	-	-	-	-	-
Chetwynd Outdoors Society	-	-	-	-	-	-	13	12	14	71	47
China Ridge CC Ski Assoc.	87	100	-	-	-	-	-	-	-	-	-
Clinton Snow Jockey Club	15	10	21	17	18	10	10	11	10	10	12
Elkford Nordic Ski Club	33	28	67	35	31	42	54	41	50	96	73
Fernie Nordic Society	219	341	389	573	751	722	840	981	946	1610	1338
Fort Nelson CC Ski Club	46	76	67	77	70	30	27	46	68	69	100
Golden Nordic Ski Club	471	503	604	592	592	620	622	643	661	983	922
Highland Valley Outdoor Ass'n	10	31	24	26	10	25	23	16	10	-	-
Hollyburn CC Ski Club	550	600	634	649	483	522	541	573	569	541	683
Kaslo Nordic Club	10	81	80	111	103	102	86	63	104	126	115
Kimberley Nordic Ski Club	926	1020	1059	897	1054	1069	1194	1385	1291	1889	1780
Larch Hills Ski Club	946	975	978	968	1041	1032	1061	1074	1101	1392	1348
Mackenzie Nordiques	133	143	142	99	97	116	128	101	108	123	99
Manning Nordic	-	-	-	-	26	25	21	22	20	16	18
McKinney Nordic Ski Club	41	48	45	36	47	41	29	42	42	83	51
Morice Mountain Nordic Ski Club	141	225	188	201	208	213	216	231	199	178	405
Nechako Nordics	65	69	66	58	53	53	46	64	61	101	111
Nelson Nordic Ski Club	702	705	800	738	720	784	887	880	832	1340	1310
Nickel Plate Cross Country Ski Club	617	611	641	557	559	547	942	660	584	746	765
Nordic Racers	320	368	280	229	177	264	269	268	312	292	279
Nordic Wrecks	97	121	120	-	-	-	-	-	-	-	-
Omineca Ski Club	277	273	256	276	239	224	224	223	185	255	268
Overlander Ski Club	516	538	682	605	550	735	831	903	844	1583	1721
Phoenix Cross Country Ski Society*	-	-	-	-	-	-	-	-	14	118	85
Revelstoke CC Ski Club	492	499	587	658	685	722	701	881	936	1252	1214
Sea to Sky Nordics Ski Club	78	111	122	211	187	354	114	122	132	133	170
Skmana Ski Club	97	80	88	10	11	10	10	57	64	204	159
Snow Valley Nordic Ski Club	360	343	328	324	331	354	386	425	540	709	874
Sovereign Lake Nordic Club	1673	1594	1709	1681	1612	1652	1801	2017	1996	3213	2963
Spud Valley Nordic Association	106	89	104	120	117	92	73	58	59	68	79
Strathcona Nordic Ski Club	431	490	461	400	322	446	398	452	421	446	582

CLUB	11-12	12-13	13-14	14-15	15-16	16-17	17-18	18-19	19-20	20-21	21-22
Stuart Lake Nordic	-	-	-	-	-	-	-	-	25	34	48
Sun Peaks Nordic Club	-	153	121	99	63	107	79	81	91	114	136
Sunset Ridge Ski Society	29	10	10	10	72	99	158	116	121	192	177
Telemark Nordic Club	994	988	1071	1077	1038	1177	1125	1230	1114	1773	2016
Tetrahedron Outdoor Club	230	236	212	164	122	120	129	153	123	74	114
Toby Creek CC Ski Club	156	165	306	280	257	293	278	287	344	685	561
UBC Nordic Ski Club	10	14	19	14	-	10	-	-	-	-	-
Valhalla Hills Nordic Ski Club	42	39	53	39	46	67	71	72	87	123	141
Vancouver Skiers Touring Club	191	198	179	194	240	216	243	227	227	122	165
Wells Gray Outdoor Club	110	138	156	104	110	119	100	105	133	141	119
Whiskey Jack Nordic Ski Club	71	69	91	102	116	131	119	155	157	205	225
Whistler Nordic Ski Club	269	222	158	163	130	229	241	205	183	257	196
Williams Lake CC Ski Club	142	198	213	214	214	204	156	187	171	252	354
Yellowhead Ski Club	83	48	34	35	64	32	35	27	32	51	45
Totals – includes duplicates	16,098	17,214	18,145	16,401	16,048	17,030	17,771	18,809	18,894	27,574	27,938
Totals – unique membership	16,098	17,214	18,145	16,401	15,927	16,857	17,619	18,648	18,698	27,221	27,401

NOTES: 2015-16 reporting onwards was able to separate duplicate memberships.

Total number of clubs:	
2021 - 22	51
2020 - 21	51
2019 - 20	51
2018 - 19	49
2017 - 18	49
2016 - 17	49
2015 - 16	48
2014 - 15	48
2013 - 14	50
2012 - 13	51
2011 - 12	50

**2021-22
YEAR END REPORT**



**CROSS COUNTRY BC
ATHLETE DEVELOPMENT**

Skill Development Program Overview

SKILL DEVELOPMENT PARTICIPANT ENROLLMENT

Year	12-13	13-14	14-15	15-16	16-17	17-18	18-19	19-20	20-21	21-22
Northern Zone	751	768	668	674	623	582	678	571	506	664
Coast Zone	633	612	681	551	683	685	709	701	685	801
Okanagan Zone	633	702	676	646	801	777	712	718	771	915
Kootenay Zone	369	403	421	411	448	480	481	474	501	582
Total Participation	2386	2485	2446	2282	2555	2524	2580	2464	2463	2962

SKILL DEVELOPMENT PROGRAM CLUB ENROLLMENT

Year	12-13	13-14	14-15	15-16	16-17	17-18	18-19	19-20	20-21	21-22
Northern Zone	11	11	10	11	12	12	12	12	11	12
Coast Zone	6	6	6	6	6	6	6	6	6	6
Okanagan Zone	8	8	8	8	8	8	9	9	8	9
Kootenay Zone	8	8	8	7	9	9	8	8	8	9
Total Participation	33	33	32	32	35	35	35	35	33	36

Participant Numbers by Zone

Northern Zone	12-13	13-14	14-15	15-16	16-17	17-18	18-19	19-20	20-21	21-22
100 Mile Nordic Ski Society	28	36	29	11	13	20	24	24	29	38
Bear Mountain Nordic	38	34	36	35	20	15	25	20	30	39
Bulkley Valley CC Ski Club	98	111	112	111	110	102	115	113	78	120
Caledonia Nordic Ski Club	242	252	224	231	204	172	148	116	121	125
Cariboo Ski Touring Club	67	89	61	60	38	44	59	36	40	38
Mackenzie Nordiques	27	20	13	15	7	7	9	14	9	11
Morice Mtn Nordic Ski Club	36	35	0	35	31	24	41	26	24	35
Nechako Nordics	57	52	37	31	32	33	44	40	67	69
Omineca Ski Club	65	53	60	44	44	47	53	34	31	43
Snow Valley Nordic Club	58	48	55	62	67	60	80	82	0	67
Whiskey Jack Ski Club	0	0	0	0	17	27	41	38	37	34
Williams Lake CC Ski Club	35	38	41	39	40	31	39	28	40	45
Total Participants	751	768	668	674	623	582	678	571	506	664
Total Clubs	11	11	10	11	12	12	12	12	11	12

Coast Zone	12-13	13-14	14-15	15-16	16-17	17-18	18-19	19-20	20-21	21-22
Hollyburn CC Ski Club	236	244	257	188	221	222	230	243	213	253
Sea to Sky Nordic Ski Club	56	61	91	105	117	103	100	109	96	107
Spud Valley Nordics	70	80	87	82	63	55	47	48	52	62
Strathcona Nordic Ski Club	127	128	106	71	124	115	127	130	138	182
Tetrahedron Outdoor Club	57	49	54	36	77	85	110	93	54	92
Whistler Nordic Ski Club	87	50	86	69	81	105	95	78	132	105
Total Participants	633	612	681	551	683	685	709	701	685	801
Total Clubs	6	6	6	6	6	6	6	6	6	6

Okanagan Zone	12-13	13-14	14-15	15-16	16-17	17-18	18-19	19-20	20-21	21-22
Larch Hills Nordic Society	172	175	197	147	217	209	181	180	171	181
Nickel Plate CC Ski Club	65	76	65	70	73	78	63	61	41	60
Overlander Ski Club	42	53	49	44	58	66	66	78	92	144
Revelstoke Nordic Ski Club	82	83	78	90	94	83	79	74	99	88
Skmana Ski Club	0	0	0	0	0	0	6	15	0	14
Sovereign Lake Nordic Club	108	117	97	111	122	120	135	116	125	159
Sun Peaks Nordic Club	17	24	29	26	24	24	26	27	33	40
Telemark Nordic Club	130	147	137	136	175	170	134	144	180	207
Wells Gray Outdoors Club	17	27	24	22	38	27	22	23	30	22
Total Participants	633	702	676	646	801	777	712	718	771	915
Total Clubs	8	8	8	8	8	8	9	9	8	9

Kootenay Zone	12-13	13-14	14-15	15-16	16-17	17-18	18-19	19-20	20-21	21-22
Black Jack CC Club	72	72	82	89	91	101	83	88	74	87
Fernie Nordic Society	72	86	66	68	63	80	92	74	0	62
Golden Nordic Ski Club	17	17	33	40	39	52	82	65	69	77
Kaslo Nordic Ski Club	23	32	49	0	37	21	22	26	56	37
Kimberley Nordic Ski Club	62	46	45	63	60	69	62	82	113	122
Nelson Nordic Ski Club	54	69	57	57	57	67	56	57	71	59
Phoenix CC Ski Club	0	0	0	0	0	0	0	0	6	8
Sunset Ridge Ski Society	0	0	0	0	10	7	0	0	0	0
Toby Creek Nordic Ski Club	46	52	66	65	58	57	53	56	76	93
Valhalla Hills Nordic Club	23	29	23	29	33	26	31	26	36	37
Total Participants	369	403	421	411	448	480	481	474	501	582
Total Clubs	8	8	8	7	9	9	8	8	8	9

Teck Regional Camp Program

DATE	COMMUNITY	HOST CLUB	CCBC COACH	F	M	TOTAL
May 8-9, 2021	Mt. Washington	Strathcona	Andrea Stapff	15	31	46
Sept. 24-26, 2021	Whistler	Hollyburn	Jake Weaver	42	30	72
Sept. 25-26, 2021	Mt. Washington	Strathcona	Andrea Stapff	20	29	49
Nov. 26-28, 2021	Whistler	Whistler	Maria Lundgren	27	20	47
Dec. 28-30, 2021	Mt. Washington	Strathcona	Andrea Stapff	26	37	63
DATE	COMMUNITY	HOST CLUB	CCBC COACH	F	M	TOTAL
Sept. 17-19	Prince George	Caledonia	Simon Lamarch/Andrew Brisbin	24	18	42
Dec. 10-12	Smithers	Bulkley Valley	Graeme Moore/Andrew Brisbin	21	32	53
DATE	COMMUNITY	HOST CLUB	CCBC COACH	F	M	TOTAL
Oct. 1-3, 2021	Kimberley	Kimberley	Graham Maclean	49	41	90
Nov. 26-28, 2021	Invermere	Toby Creek	Andrea Stapff	34	22	56
DATE	COMMUNITY	HOST CLUB	CCBC COACH	F	M	TOTAL
Sept. 11-12, 2021	Kelowna	Telemark	Adam Elliot	32	33	65
Nov. 26-28, 2021	Vernon	Telemark	Adam Elliot	31	49	80
TOTAL REGIONAL CAMP PARTICIPATION				321	342	663

Provincial Camp Schedule

CAMP	DATE	COMMUNITY	F	M	TOTAL
BC Talent Squad Summer Camp (BCTS)	June 17-20, 2021	Whistler, BC	23	31	54
CCBC Testing Camp (BCST/BCDS)	June 30 – July 4, 2021	Whistler, BC	20	24	44
CCBC Haig Glacier Camp #1 (BCDS)	July 26 – August 3, 2021	Canmore, AB	12	9	21
CCBC Haig Glacier Camp #2 (BCST)	August 9-17, 2021	Canmore, AB	9	12	21
CCBC Revelstoke Whistler Camp (BCDS)	August 8-12, 2021	Whistler, BC	7	1	8
BC Talent Squad Fall Camp (BCTS)	September 2-5, 2021	100 Mile House, BC	25	24	49
CCBC Penticton Camp (BCST)	September 15-19, 2021	Penticton, BC	7	12	19
CCBC Fall Testing Camp (BCST/BCDS)	October 14-17, 2021	Richmond/Whistler, BC	14	21	35
CCBC Snow Camp (BCST/BCDS)	November 11-15, 2021	Vernon, BC	25	21	46
BC Talent Squad Snow Camp (BCTS)	November, 18-22, 2021	Vernon, BC	22	25	47
TOTAL PROVINCIAL CAMP PARTICIPATION			164	180	344

Provincial Trip Schedule

EVENT	DATE	COMMUNITY	F	M	TOTAL
CCBC B-Tour/Super Tour	January 26 – February 7, 2022	USA	3	4	7
TOTAL PROVINCIAL CAMP PARTICIPATION			3	4	7

CANADIAN NATIONAL CHAMPIONSHIP AGGREGATE AWARDS

2022 Haywood Nationals Individual Aggregates:

Place	YOB	Name	Club
1st	2006	Raleigh Tarte	Kimberley Nordic Ski Club
1st	2006	Meya Musseau	Revelstoke Nordic Ski Club
1st	2007	Lucas Gitt	Hollyburn Cross Country Ski Club
1st	2004	Garrett Siever	Telemark Nordic Club
1st	2005	Alexandra Luxmoore	Revelstoke Nordic Ski Club
1st	2005	Adam Heale	Black Jack Cross Country Ski Club
2nd	2006	Eamon Wilson	Hollyburn Cross Country Ski Club
2nd	2006	Carly Ram	Strathcona Nordic Ski Club
2nd	2007	Kiara Pighin	Telemark Nordic Club
2nd	2005	Maeve Macleod	Revelstoke Nordic Ski Club
2nd	2004	Quinn O'Shea	Hollyburn Cross Country Ski Club
3rd	2003	Marlie Molinaro	Revelstoke Nordic Ski Club
3rd	2003	Jasmine Drolet	Black Jack Cross Country Ski Club

TOTAL INDIVIDUAL MEDALS AT CANADIAN NATIONAL CHAMPIONSHIPS

YEAR	1ST	2ND	3RD	TOTAL MEDALS
1995	3	4	3	10
1996	1	6	2	9
1997	5	3	3	11
1998	2	4	1	7
1999	4	3	3	10
2000*	0	6	3	9
2001	1	4	3	8
2002	0	0	4	4
2003	2	1	3	6
2004	0	3	3	6
2005	1	1	1	3
2006	0	0	0	0
2007	0	3	2	5
2008	2	2	7	11
2009	2	9	1	12
2010	6	5	1	12
2011	6	5	1	12
2012	9	4	4	17
2013	8	4	4	16
2014	4	1	5	10
2015	9	6	7	22
2016	7	10	8	25
2017	9	3	9	21
2018	8	5	14	27
2019	5	6	7	18
2020	CANCELLED – COVID-19			
2021	CANCELLED – COVID-19			
2022	14	10	6	30

TOTAL INDIVIDUAL PARA-NORDIC MEDALS AT CANADIAN NATIONAL CHAMPIONSHIPS

Eastern Canadian Championships (designated by CCC as a Canadian National Para Championships)

YEAR	1ST	2ND	3RD	TOTAL MEDALS	# OF IND. MEDAL WINNERS
2006	4	1	0	5	3
2007	4	4	2	10	5
2008	3	7	4	14	5
2009	0	0	0	0	0
2010	0	0	0	0	0
2011	1	1	1	3	3
2012	0	0	0	0	0
2013	3	4	5	12	5
2014	0	0	0	0	0
2015	8	2	3	13	13
2016	8	1	0	9	9
2017	4	1	1	6	2
2018	1	1	3	5	2
2019	-	-	-	-	-
2020	CANCELLED – COVID-19				
2021	CANCELLED – COVID-19				
2022	6	5	3	14	5

SKI S'KOOL PROGRAM

Number of students in the Ski S'Kool Program that fit the below criteria:

- ✓ A "Learn to Ski" program for elementary school age children (grades 1-7).
- ✓ The program is managed by a CCBC club and is delivered by "club" coaches.
- ✓ The program is held at the club facility or at the commercial (or other) facility used by the club to deliver its other programs.
- ✓ A minimum of 2 sessions per school per season

Name of CCBC Club	Community	School District	# of Student Visits
Black Jack Cross Country Ski Club	Rossland/Trail	SD #20	508
Bulkley Valley Cross Country Ski Club	Smithers/Telkwa	SD #54	1,260
Caledonia Nordic Ski Club	Prince George	SD #57	1,059
Cariboo Ski Touring Club	Quesnel	SD #28	419
Kimberley Nordic Club	Kimberley	SD #5, 6	417
Larch Hills Nordic Society	Shuswap	SD #83	798
Nechako Nordics	Vanderhoof	SD #91	270
Nelson Nordic Ski Club	Nelson	SD #8	1,976
Revelstoke Nordic Ski Club	Revelstoke	SD #19	1,013
Strathcona Nordic Ski Club	Vancouver Island	SD #71, 72	1,287
Telemark Nordic Club	Kelowna/West Kelowna	SD #23	2,371
Toby Creek Nordic Ski Club	Edgewater/Windermere/Invermere	SD #6	636
Williams Lake Cross Country Ski Club	Williams Lake	SD #27	435
TOTAL			12,449

Schools that participated in each School District (SD):

School District	Name of School(s)
SD #20	Rossland Summit School, James L Webster Elementary
SD #54	BV Christian, Ecole la Grande-Ourse, Heartwood, Muheim, St. Joseph's, Telkwa Elementary, Walnut Park, Witset
SD #57	Heritage, College Heights, Ascend Distance, Beverly, Polaris Montessori, Nusdeh Yoh, Cedars Christian, Heather Park, Spruceland, Foothills, Harwin, Van Bien, Franco Nord, Quinson, Sacred Heart, Pineview
SD #28	St. Ann's, Kersley Elementary, Dragon Lake
SD #5, 6	Marysville Elementary, Lindsay Park Elementary, Independent, Home School
SD #83	Bastion, Carlin, Grinrod, Hillcrest, North Canoe, Rancho, Shihya, Shuswap Middle, South Broadview, South Canoe
SD #91	Sinkut, Evelyn Dickson, W.L. McLeod
SD #8	Blewett Elementary School, Trafalgar Middle School, St. Joes Elementary School, Hume Elementary School, Nelson Christian Community School, South Nelson Elementary School, Wildflower School, L.V. Rogers High School, Brent Kennedy Elementary School, Rosemont Elementary School, Waldorf School, Salmo Elementary School, Ecole Sentier Alpains, Whole School
SD #19	Arrow Heights, Begbie View, Columbia Park, Revelstoke Secondary, Ecole des Glaciers
SD #71, 72	Sandowne, Aspen Park, Ecole Willow Park, Cumberland, Robb Road, Cedar, Ripple Rock, Courtenay, Arden, Puntledge Park, Phoenix Middle,
SD #23	Aberdeen Hall, Anne McClymont, Casorso, Central, Chief Tomat, Neil Bruce Middle, Dorethea Walker, Glenmore, Helen Gorman, Heritage Christian, Hudson Road, Immaculata, Kelowna Christian, KLO, Mark Jok, L'Anse au Sable, MBSS, Shannon Lake, North Glenmore, OKM, Our Lady of Lords, Peachland, Rose Valley, St. Joseph's, Watson Road, Willowstone
SD #6	Edgewater, Windermere, Eileen Madsen
SD #27	Columnetza, Marie Sharpe Elementary, Nesika, Horsefly, Big Lake, Grow, Chilcotin Road, Cataline

RACING ROCKS!

Since the introduction of skating, higher technology equipment and new race formats such as sprinting, pursuits and mass starts, cross country skiing has picked up speed and grown in excitement. In 2021-2022, Cross Country BC will offer two special programs to introduce elementary school-age kids to the fun and satisfaction of competitive skiing.

SKI TOURNAMENT

A Ski Tournament is a day of special activities which includes a Terrain Park Relay, a Mad Dash (an individual sprint race - the event in which Chandra Crawford won her 2006 Olympic gold medal! and a variety of games. The objective of the event is to encourage participation, teamwork and good technique.

TEAM SPRINTS

A team sprint is a two-person sprint relay. The first skiers on each team start together and race the sprint course, then hand off to their team-mates, who also ski the course. The second skiers then hand-off to the first skiers who ski the course again, and so on. This is the event in which Devon Kershaw and Alex Harvey won gold at the 2011 World Championships.

Name of CCBC Club	# of Participants
Black Jack Ski Club	80
Nechako Nordics	68
Nelson Nordic Ski Club	105
Telemark Nordic Club	250
Whistler Nordics	50
TOTAL	553

BC TEAM NOMINATIONS 2022-2023

BC SKI TEAM

Adam Heale (*Black Jack Cross Country Ski Club*)
Aidan Hay (*Hollyburn Cross Country Ski Club*)
Alessia Galvagno (*Telemark Nordic Club*)
Alexandra Luxmoore (*Revelstoke Nordic Ski Club*)
Amelia Wells (*Strathcona Nordic Ski Club*)
Ava Wimbush (*Bulkley Valley Cross Country Ski Club*)
Beth Granstrom (*Revelstoke Nordic Ski Club*)
Carly Ram (*Strathcona Nordic Ski Club*)
Dustin Hay (*Hollyburn Cross Country Ski Club*)
Eamon Wilson (*Hollyburn Cross Country Ski Club*)
Finn Redman (*Telemark Nordic Club*)
Frankie Ayotte (*Larch Hills Nordic Society*)
Fred Albrechtson (*Nickel Plate Cross Country Ski Club*)
Garrett Siever (*Telemark Nordic Club*)
Gregory Baxter (*Sovereign Lake Nordic Club*)
Jasmine Drolet (*Black Jack Cross Country Ski Club*)

Joe Davies (*Whistler Nordic Ski Club*)
Madelaine Galik (*Strathcona Nordic Ski Club*)
Maeve Macleod (*Revelstoke Nordic Ski Club*)
Marielle Ackermann (*Kimberley Nordic Ski Club*)
Marin Lowe (*Hollyburn Cross Country Ski Club*)
Marlie Molinaro (*Revelstoke Nordic Ski Club*)
Meya Musseau (*Revelstoke Nordic Ski Club*)
Michael Murdoch (*Whistler Nordic Ski Club*)
Molly Miller (*Black Jack Cross Country Ski Club*)
Quinn O'Shea (*Hollyburn Cross Country Ski Club*)
Raleigh Tarte (*Kimberley Nordic Club*)
Rémi Drolet (*Black Jack Cross Country Ski Club*)
Ryan Goodwin (*Hollyburn Cross Country Ski Club*)
Sadie DeMars (*Kimberley Nordic Club*)
Zara Bucher (*Larch Hills Nordic Society*)

BC DEVELOPMENT SQUAD

Aidan Cotter (*Caledonia Nordic Ski Club*)
Aliah Turner (*Caledonia Nordic Ski Club*)
Anika Wallin (*Williams Lake Cross Country Ski Club*)
Anna Segelken (*Hollyburn Cross Country Ski Club*)
Axel Hostyn (*Sovereign Lake Nordic Club*)
Breagh Bridge (*Telemark Nordic Club*)
Chloe Witso (*Caledonia Nordic Ski Club*)
Evan Edwards (*Telemark Nordic Club*)
Evan Sadesky (*Sovereign Lake Nordic Club*)
Feron Wallace (*Overlander Ski Club*)
Gavin Chatterton (*Strathcona Nordic Ski Club*)
Isabella Pighin (*Telemark Nordic Club*)
Japhy-Kai Crookham (*Hollyburn Cross Country Ski Club*)

Joe Kitamura (*Overlander Ski Club*)
Juliet Pulfrey (*Hollyburn Cross Country Ski Club*)
Kiara Pighin (*Telemark Nordic Club*)
Koby Clark (*Kimberley Nordic Club*)
Lucas Gitt (*Hollyburn Cross Country Ski Club*)
Maya Abraham (*Nelson Nordic Ski Club*)
Nathan Achtem (*Telemark Nordic Club*)
Nyssa Thomas (*Revelstoke Nordic Ski Club*)
Ruby Serrouya (*Revelstoke Nordic Ski Club*)
Sofie Steinruck (*Sovereign Lake Nordic Club*)
Sylvia Achtem (*Telemark Nordic Club*)
Tanner McConkey (*Caledonia Nordic Ski Club*)
Xavier Wallace (*Overlander Ski Club*)

BC TEAM NOMINATIONS 2022-2023

BC Para-Nordic Team

Emily Young (*Sovereign Lake Nordic Club*)

Natalie Wilkie (*Larch Hills Nordic Society*)

Logan Cox (*Kimberley Nordic Club*)

Ethan Hess (*Nordic Racers*)

Leo Samarelli (*Nordic Racers*)

BC Para-Nordic Squad

Kaden Baum (*Larch Hills Nordic Society*)

Lily Brook (*Larch Hills Nordic Society*)

**2021 - 22
YEAR END REPORT**



**CROSS COUNTRY BC
COACHING DEVELOPMENT**

Coaching Certification Statistics

NCCP Introduction to Community Coaching Workshops

	<i># of Participants</i>	<i>Male</i>	<i>Female</i>
Online ICC Module	212	72	140
TOTALS:	212	72	140

	<i>2016-2017</i>	<i>2017-2018</i>	<i>2018-2019</i>	<i>2019-2020</i>	<i>2020-2021</i>	<i>2021-2022</i>
Total Workshops	24	21	online	online	online	online
Total Participants	209	191	191	160	260	212

NCCP Community Coaching Workshops

	<i>Date</i>	<i>Location</i>	<i>Learning Facilitator</i>	<i># of Participants</i>	<i>Male</i>	<i>Female</i>
1	November 13-14	Whistler	Jamie Stirling	12	3	9
2	November 20-21	Revelstoke	Abbi May	12	2	10
3	November 20-21	Whistler	Morna Fraser	13	6	7
4	November 27-28	Whistler	Amelie Cloutier	13	6	7
5	November 27-28	Houston	Travis Carter	3	2	1
6	November 27-28	Golden	Jessica Heyes	8	1	7
7	November 27-28	Prince George	Wendy & Tony Fiala	5	0	5
8	December 4-5	Sun Peaks	Abbi May	12	4	8
9	December 4-5	Kimberley	Nicole Perrin	11	3	8
10	December 4-5	Smithers	Lisa Perry	5	1	4
11	December 11-12	Vanderhoof	Lisa Perry	7	1	6
12	December 11-12	Salmon Arm	Donna Flatman	11	2	9
13	December 11-12	Kelowna	Sheila Corbett	9	8	1
14	December 18-19	Nelson	Nicole Perrin	8	1	7
15	December 18-19	Kitimat	Travis Carter	6	4	2
16	January 8-9	Courtenay	Jessica Heyes	13	8	5
17	January 8-9	Fernie	Nicole Perrin	5	0	5
18	February 5-6	100 Mile House	Abbi & Brian May	6	1	5
19	February 12-13	Quesnel	Cory Williamson	8	5	3
TOTALS:				167	58	109

	<i>2016-2017</i>	<i>2017-2018</i>	<i>2018-2019</i>	<i>2019-2020</i>	<i>2020-2021</i>	<i>2021-2022</i>
Total Workshops	15	18	18	21	20	19
Total Participants	125	159	151	183	189	167

NCCP Community Coaching -AWAD Module

	<i>Date</i>	<i>Location</i>	<i>Learning Facilitator</i>	<i># of Participants</i>	<i>Male</i>	<i>Female</i>
1	January 23	Whistler	Jamie Stirling	5	1	4
2	March 19	Prince George	Jamie Stirling	6	3	3
TOTALS:				11	4	7

	2016-2017	2017-2018	2018-2019	2019-2020	2020-2021	2021-2021
Total Workshops	2	0	1	1	0	2
Total Participants	4	0	2	1	0	11

NCCP Competition Coaching Introduction - Learning to Train - Dryland

	Date	Location	Learning Facilitator	# of Participants	Male	Female
1	September 24-26	Nelson	Paul Shipley	6	3	3
2	October 1-3	Fort St. John	Graeme Moore	5	3	2
3	October 1-3	Kelowna	Brian May	7	4	3
4	October 1-3	Courtenay	Andrea Stapff	3	2	1
5	October 8-10	Vanderhoof	Tony & Wendy Fiala	4	2	2
6	October 15-17	Williams Lake	Graeme Moore	7	1	6
7	October 15-17	Vancouver	Jessica Heyes	11	4	7
8	October 22-24	Sunshine Coast	Andrea Stapff	4	1	3
9	October 22-24	Invermere	Paul Shipley	8	4	4
10	October 22-24	Smithers	Jessica Heyes	10	3	7
11	October 22-24	Whistler	Morna Fraser & Maria Lundgren	3	2	1
12	October 29-31	Prince George	Wendy & Tony Fiala	4	0	4
TOTALS:				72	29	43

Year	2016-2017	2017-2018	2018-2019	2019-2020	2020-2021	2021-2022
Total Workshops	6	7	8	10	6	12
Total Participants	35	50	50	67	43	72

NCCP Competition Coaching Introduction - Learning to Train - On-Snow

	Date	Location	Learning Facilitator	# of Participants	Male	Female
1	November 26-28	Whistler	Jamie Stirling	9	2	7
2	December 3-5	Houston	Graeme Moore	6	2	4
3	December 4-5	Whistler	Jessica Heyes	8	5	3
4	December 10-12	Williams Lake	Cory Williamson	7	1	6
5	December 17-19	Vanderhoof	Tony & Wendy Fiala	3	1	2
6	December 17-19	Golden	Paul Shipley	5	4	1
7	December 17-19	Kelowna	Jessica Heyes	6	5	1
8	January 7-9	Courtenay	Andrea Stapff	5	2	3
9	January 7-9	Smithers	Andrew Brisbin	7	2	5
10	January 28-30	Nelson	Doris Hausleitner	6	1	5
TOTALS:				62	25	37

	2016-2017	2017-2018	2018-2019	2019-2020	2020-2021	2021-2022
Total Workshops	4	5	5	11	5	10
Total Participants	24	43	34	78	43	62

NCCP Competition Coaching Introduction - L2T Dryland - AWAD Module

	2016-2017	2017-2018	2018-2019	2019-2020	2020-2021	2021-2022
Total Workshops	1	0	0	0	0	0
Total Participants	1	0	0	0	0	0

NCCP Competition Coaching Introduction Advanced - Training to Train - Dryland

Date	Location	Learning Facilitator	# of Participants	Male	Female
1 June 4-5	Whistler	Maria Lundgren	5	1	4
2 September 10-12	Whistler	Maria Lundgren	7	3	4
TOTALS:			12	4	8

	2016-2017	2017-2018	2018-2019	2019-2020	2020-2021	2021-2022
Total Workshops	1	1	2	3	1	2
Total Participants	15	12	21	21	11	12

NCCP Competition Coaching Introduction Advanced - Training to Train - On-Snow

Date	Location	Learning Facilitator	# of Participants	Male	Female
1 November 12-14	Whistler	Maria Lundgren	7	3	4
2 December 10-12	Whistler	Maria Lundgren	6	1	5
3 February 4-6	Kimberley	Maria Lundgren	8	6	2
TOTALS:			21	10	11

	2016-2017	2017-2018	2018-2019	2019-2020	2020-2021	2021-2022
Total Workshops	1	1	2	2	0	3
Total Participants	10	9	13	17	0	21

Coaching Certification Statistics

Special Clinics and Seminars

<i>Date</i>	<i>Location</i>	<i>Workshop</i>	<i>LF's</i>	<i># of Participants</i>	<i>Male</i>	<i>Female</i>
1 June 3-6	Whistler	L2C(Dryland)	Chris Manhard	5	3	2
2 November 18-21	Vernon	L2C(On-Snow)	Chris Manhard	9	6*	3
3 November 26-28	Invermere	Ski Prep Workshop	Graham Maclean	10	8	2
TOTALS:				24	17	7
2016-2017 2017-2018 2018-2019 2019-2020 2020-2021 2021-2022						
Total Workshops	4	3	3	3	1	3
Total Participants	31	61	15	26	5	24

* - 2 from out of province

NCCP Learning Facilitator Clinics


<i>Date</i>	<i>Location</i>	<i>Workshop</i>	<i>LF's</i>	<i># of BC Participants</i>	<i>Male</i>	<i>Female</i>
1 August 27-29	Williams Lake	L2T LF Training	Maria Lundgren. Georgia Manhard	4	3	1
2 October 1-2	Kamloops	CC LF Training	Maria Lundgren. Georgia Manhard	4	1	3
TOTALS:				8	4	4
2016-2017 2017-2018 2018-2019 2019-2020 2020-2021 2021-2022						
Total Clinics	3	0	1	2	2	2
Total Participants	18	0	12	16	11	8

Other: Out of Province NCCP training for BC Coaches

	2016-2017	2017-2018	2018-2019	2019-2020	2020-2021	2021-2022
Total Workshops	2	0	0	0	0	0
Total Participants	5	0	0	0	0	0

The Year at a Glance 2021-2022

A total of **579** coaches participated in National Coaching Certification Program (NCCP) workshops in BC



Provincial and Regional Camp Program

(including Provincial Coaching Experience - PCE assignments)

Date	Camps	Location	Coaches	
May 8-9	Teck Regional Spring Camp Coast Region - Island	Courtenay, BC	Andrea Stapff	Jim Bratrud
			Marika Galik	Kate Scallion
			Brad Fraser	Emmy Stapff
			Sophia Sauter	Gavin MacPhail
			Michaela Jelen	Alison James
			Jay Havelaar	Ramona Gregory
			Fil Bohac	
June 17-20	Provincial BCTS Summer Camp	Whistler, BC	Chris Manhard	Maria Lundgren
			Graham Maclean	Andrea Stapff
			Matt Smider	Helen Fleury (PCE)
			Amelie Cloutier (PCE)	Simon LaMarche (PCE)
			Paul Denchuk (PCE)	Jessica Roach (PCE)
			Brad Calkins (PCE)	Damian Pighin (PCE)
June 30-July 4	CCBC Provincial Testing Camp	Whistler, BC	Chris Manhard	Adam Elliot
			Maria Lundgren	Eric de Nys
			Graham Maclean	Robyn Thomas (PCE)
			Bev Rooke (PCE)	Nicole Perrin (PCE)
July 26-August 3	Haig Glacier Camp #1	Canmore, AB	Eric de Nys	Nicole Perrin (PCE)
			Patrick Williston (PCE)	
August 9-17	Hair Glacier Camp #2	Canmore, AB	Chris Manhard	Adam Elliot
			Nicole Gilman (PCE)	
August 18-22	Provincial BCDS August Camp	Whistler, BC	Chris Manhard	Maria Lundgren
			Robyn Thomas (PCE)	Matt Smider
September 2-5	Provincial BCTS Fall Camp	100 Mile House, BC	Andrea Stapff	Matt Smider
			Maria Lundgren	Ted Lawson (PCE)
			Ann-Marie Gill (PCE)	Paul Shipley (PCE)
			Andrew Brisbin (PCE)	Helen Clugston (PCE)
			Simon LaMarche (PCE)	Davide Loro (PCE)
September 11-12	Teck Regional Dryland Camp Okanagan Region	Kelowna, BC	Adam Elliot	Paul Shipley
			Chris Haldorson	Alex McDonald
			Ben Achtem	Jenna Sim

			Marta Green	Megan Brooke
			Kim Johnston	Lance Carroll
			Jamie Sprules	Magnus Aaserud
			Jeff Orchard	Deren Sentesy
			Damian Pighin	
September 15-19	Provincial BCST Camp	Penticton, BC	Chris Manhard	Adam Elliot
			Jessica Roach (PCE)	
September 17-19	Teck Regional Dryland Camp Northern Region	Prince George, BC	Simon LaMarche	Tuppy Hoehn
			Trevor McConkey	Umesh Parshotam
			Ali Cadell	Sara Cotter
			Zoe Dhillon	Bev Dawes
			Sarah Hollet	Michael Reed
			Lina Yang	Nicole Botton
			Darren Ditto	Belinda Hanlon
			Robin Dawes	Liam Sinclair
September 25-26	Teck Regional Fall Dryland Camp Coast Region	Whistler, BC	Jake Weaver	Amelie Cloutier
			Maria Lundgren	Greg Goodwin
			Megan Sheffer	Heidi Horlacher
			Greg Inkster	Annie Kwick
			Chris Vipler	Ron Wallace
			Chris Hall	Jessica Bratty
			Ted Lawson	Claire Grall-Johnston
			Naheed Henderson	Karen Davies
			Gwendal Castellan	Nick Hariton
			Scott Comeau	Heidi Nesbitt
			Karen Reid	
September 25-26	Teck Regional Fall Dryland Camp Coast Region - Island	Courtenay, BC	Andrea Stapff	Marika Galik
			Jim Bratrud	Alison James
			Fil Bohac	Ramona Gregory
			Sophia Sauter	Michaela Jelen
			Gavin MacPhail	

October 1-3	Teck Regional Fall Dryland Camp Kootenay Region	Kimberley, BC	Frank Ackermann	Nicole Gilman
			Graham Maclean	Dan Clark
			Michale Albert	Tamer Mische-Richter
			John Shaw	Andrew Chewter
			Criag DeMars	
October 14-17	Provincial Fall Testing Camp	Whistler, BC	Chris Manhard	Maria Lundgren
			Adam Elliot	Zach Hill (PCE)
			Simon Pulfrey (PCE)	Robyn Thomas (PCE)
November 11-15	Provincial BCST/BCDS Snow Camp	Vernon, BC	Chris Manhard	Adam Elliot
			Robyn Thomas (PCE)	John Shaw (PCE)
			Simon Pulfrey (PCE)	Frank Ackermann (PCE)
			Zach Hill (PCE)	Jessica Roach (PCE)
November 18-22	Provincial BCTS Snow Camp	Vernon, BC	Andrea Stapff	Graham Maclean
			Maria Lundgren	Helen Fleury (PCE)
			Helen Clugston (PCE)	Chris Haldorson (PCE)
			Ann-Marie Gill (PCE)	Paul Denchuk (PCE)
			Damian Pighin (PCE)	
November 26-28	Teck Regional Snow Camp Okanagan Region	Vernon, BC	Adam Elliot	Marta Green
			Wallace Huston	Damian Pighin
			Deren Sentesy	Paul Shipley
			Dillon Stuart	Magnus Aaserud
			Lance Carroll	Clair Littlefair
Alex McDonald				
November 26-28	Teck Regional Snow Camp Kootenay Region	Invermere, BC	Andrea Stapff	Paul Denchuk
			Michael Albert	Dan Clark
			Christine Dubois	Tamer Mische-Richter

November 26-28	Teck Regional Snow Camp Coast Region	Whistler, BC	Maria Lundgren	Naheed Henderson
			Gwendal Castellan	Brittany Webster
			Lesley Clement	Karen Davies
			Marie Elhorga	Megan Sheffer
			Ted Lawson	Shera Clement
			Chris Vipler	Greg Inkster
December 10-12	Teck Regional Snow Camp Northern Region	Smithers, BC	Andrew Brisbin	Graeme Moore
			Helene Fleury	Josh Wimbusy
			Ryan Chapman	Alexander Maclean
			Antje von Seydlitz	Travis Carter
			Stephen Wickham	Zoe Khillon
			Adrienne Rosenberger	Andy Rosenberger
			Heather Cosman	Seonaid Davis
			Chris Werrell	Lina Yang
December 27-30	Teck Regional Snow Camp Coast Region - Island	Courtenay, BC	Andrea Stapff	Marika Galik
			Fil Bohac	Kate Scallion
			Jim Bratrud	Alison James
			Gavin MacPhail	Sophia Sauter
			Michaela Jelen	Ramona Gregory
			Jay Havelaar	

Total Coaches for 2021-2022 Provincial & Regional Camps

204

**2021 - 22
YEAR END REPORT**



**CROSS COUNTRY BC
OFFICIALS DEVELOPMENT**

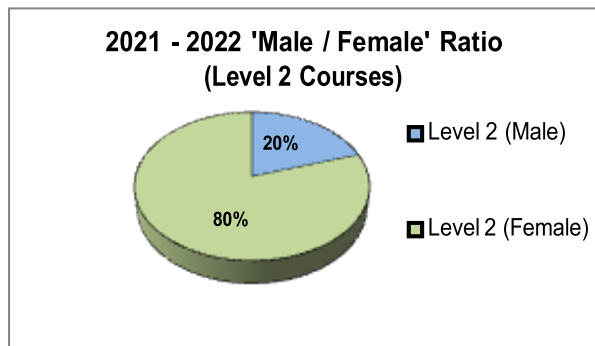
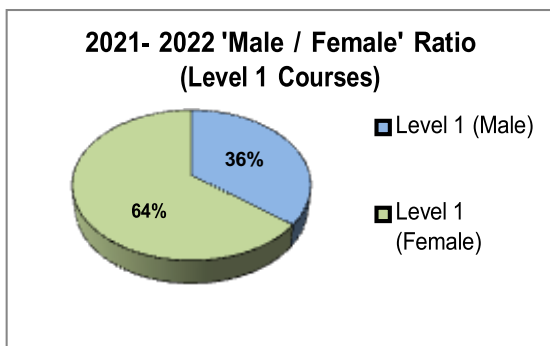
Officials Technical Delegates / Advisors Statistics

2021-2022 Technical Delegates/Advisors for Sanctioned Events in BC			
<u>EVENT</u>	<u>DATE</u>	<u>LOCATION</u>	<u>TD/TA</u>
Teck BC Cup #1	January 15-16	Whistler	Valerie Wootton
Teck Kootenay Championships	January 22-23	Kimberley	Mike Thomas
Teck BC Cup #2	February 12-13	Salmon Arm	Mike Thomas
Teck BC Track Attack Championships	February 26-27	Kelowna	Mark Richards
Coast Outdoor P'ayakentsut	February 26	Whistler	Sam Robbins
Teck BC Championships	March 4-6	Prince George	Valerie Wootton

Officials Courses Details

2021-2022 Officials Courses						
LEVEL	DATE	LOCATION	CONDUCTOR	M / F	TOTAL	
Officials Level 1	June 26	Zoom - Smithers	Dirk Rohde	0/9	9	
Officials Level 1	October 16	Vancouver	Dirk Rohde	4/6	10	
Officials Level 1	October 30	Salmon Arm	Sharon Clarke	2/5	7	
Officials Level 1	November 13	Zoom - Multi-Club	Dirk Rohde	5/6	11	
Officials Level 2	November 6-7	Vancouver	Dirk Rohde	2/6	8	
Officials Level 1	December 11	Zoom - Multi-Club	Nancy Flood	5/8	13	
Officials Level 1		Nordiq Canada Online		5/4	9	
Officials Level 2	January 29-30	Salmon Arm	Sharon Clarke	1/6	7	
Officials Level 3	March 20-27	Nationals - Whistler		2/0	2	
TOTAL				26/50	76	

2021-2022 Officials Courses 'Male / Female' Ratio



Officials Certification Statistics (with six year comparison)

Officials Level 1 Courses

	2016-2017	2017-2018	2018-2019	2019-2020	2020-2021	2021-2022
Total Courses	3	6	4	5	2	6
Total Participants	19	51	49*	43*	28*	59*

* Includes online OL1 participants

Officials Level 2 Courses

	2016-2017	2017-2018	2018-2019	2019-2020	2020-2021	2021-2022
Total Courses	2	1	1	2	1	2
Total Participants	11	5	6	16	5	15

Officials Level 3 Courses

	2016-2017	2017-2018	2018-2019	2019-2020	2020-2021	2021-2022
Total Courses	1	1	0	0	0	1
Total Participants	3	1	0	0	0	2

Officials TD Course and Special Seminars

	2016-2017	2017-2018	2018-2019	2019-2020	2020-2021	2021-2022
Total Courses	0	1	0	0	0	0
Total Participants	0	21	0	0	0	0

NC Officials Certification Program

This program consists of five steps from entry level through to international level. It includes technical delegate, event management and course conductor training as well as standard training for officials.

Level 1

An eight-hour course that provides an overview of what a cross country ski competition is all about. The focus is on the duties of minor officials for both 'Olympic' style (interval start, mass start, pursuit start, individual sprint, team sprint and relay) and 'Loppet' style (mass participation) competitions.

Course fee for CCBC members: \$85.00

Course fee for non-members: \$160.00

Level 2

A 16 hour course that prepares officials for leadership roles on a competition committee at club, provincial and most national level races, including the BC Cup Series, BC Winter Games and loppets. The course covers all official race formats, rules and regulations, rule interpretation, electronic timing, all aspects of the results system and volunteer management.

Course fee for CCBC members: \$100.00

Course fee for non-members: \$200.00

Level 3

This is a 3.5 day course. It is designed to prepare an official to (1) effectively structure, staff and manage a competition committee at provincial through national level competitions, (2) perform any 'major' official role at the National Championship level, (3) perform the role of a provincial Technical Delegate at a provincial and national level races and (4) have a good understanding of CCC/FIS rules.

Please note the requirements for participation in Officials Certification Courses - levels 1 & 2. Course pre-requisites will be strictly enforced. For more information about course pre-requisites visit the CCBC website at: <http://www.crosscountrybc.ca/officials-development>

ZONE4 CLINICS

ZONE4 is Cross Country BC's official race management software. All nationally and provincially sanctioned competitions held in BC - BC Cup Series, BC Sprint Championships, Nor Ams / Continental Cups and National Championships - produce standardized results through the use of this program.

2021 - 22
YEAR END REPORT



CROSS COUNTRY BC
COMPETITIONS

2021/22 TECK BC CUP SERIES AGGREGATE AWARDS

U10 GIRLS - 1	2013		U10 BOYS - 1	2013	
1st Place	Holly Szabadi	Telemark NC	1st Place	Ryker Ulankysy	Telemark NC
2nd Place	Ella Moore	Strathcona NSC	2nd Place	Liam Aaserud	Telemark NC
3rd Place	n/a		3rd Place	Benjamin Wilkie	Telemark NC
U10 GIRLS - 2	2012		U10 BOYS - 2	2012	
1st Place	Annika Heale	Black Jack CCSC	1st Place	Luke McGowan	Hollyburn CCSC
2nd Place	Grace Szabadi	Telemark NC	2nd Place	Kai Cadden	Larch Hills NS
3rd Place	Juliette Fleury-Allen	Bulkley Valley CCSC	3rd Place	Janek Vipler	Hollyburn CCSC
U12 GIRLS - 1	2011		U12 BOYS - 1	2011	
1st Place	Isla Witso	Caledonia NSC	1st Place	Jake Ulansky	Telemark NC
2nd Place	Sasha Hariton	Hollyburn CCSC	2nd Place	Alexandre Comeau	Hollyburn CCSC
3rd Place	Sela McMechan	Revelstoke NSC	3rd Place	Gabriel Wimbush	Bulkley Valley CCSC
U12 GIRLS - 2	2010		U12 BOYS - 2	2010	
1st Place	Amelia Moore	Strathcona NSC	1st Place	Benjamin Galik	Strathcona NSC
2nd Place	Micayla MacIntosh	Revelstoke NSC	2nd Place	Gideon Breugem	Larch Hills NS
3rd Place	Linnaea Heidt	Sovereign NC	3rd Place	Markus Segelken	Hollyburn CCSC
U14 GIRLS - 1	2009		U14 BOYS - 1	2009	
1st Place	Emelie Kvick	Hollyburn CCSC	1st Place	Lex Hostyn	Sovereign Lake NC
2nd Place	Annika Vipler	Hollyburn CCSC	2nd Place	Alex Heale	Black Jack CCSC
3rd Place	Eula Palmer Bird	Sovereign Lake NC	3rd Place	Ian Orchard	Larch Hills NS
U14 GIRLS - 2	2008		U14 BOYS - 2	2008	
1st Place	Gillian Galik	Strathcona NSC	1st Place	Mark Shapovalov	Hollyburn CCSC
2nd Place	Aleah Smith	Nelson NSC	2nd Place	Cedar Jacob	Revelstoke NSC

3rd Place	Fiona Woodman	Revelstoke NSC	3rd Place	Andreas Inkster	Hollyburn CCSC
U16 GIRLS - 1	2007		U16 BOYS - 1	2007	
1st Place	Kiara Pighin	Sovereign Lake NC	1st Place	Lucas Gitt	Hollyburn CCSC
2nd Place	Chloe Witso	Caledonia NSC	2nd Place	Axel Hostyn	Sovereign Lake NC
3rd Place	Anna Segelken	Hollyburn CCSC	3rd Place	Gavin Chatterton	Strathcona NSC
U16 GIRLS - 2	2006		U16 BOYS - 2	2006	
1st Place	Meya Musseau	Revelstoke NSC	1st Place	Eamon Wilson	Hollyburn CCSC
2nd Place	Carly Ram	Strathcona NSC	2nd Place	Raleigh Tarte	Kimberley NC
3rd Place	Anika Wallin	Williams Lake CCSC	3rd Place	Finn Redman	Telemark NC
U18 GIRLS – 1	2005		U18 BOYS – 1	2005	
1st Place	Maeve Macleod	Revelstoke NSC	1st Place	Adam Heale	Black Jack CCSC
2nd Place	Sadie Demars	Kimberley NC	2nd Place	Dustin Hay	Hollyburn CCSC
3rd Place	Marin Lowe	Hollyburn CCSC	3rd Place	Ryan Goodwin	Hollyburn CCSC
U18 GIRLS - 2	2004		U18 BOYS - 2	2004	
1st Place	Anna Chatterton	Strathcona NSC	1st Place	Aidan Hay	Hollyburn CCSC
2nd Place	Maya Maturo	Black Jack CCSC	2nd Place	Garrett Siever	Telemark NC
3rd Place	n/a		3rd Place	Elliot Wilson	Revelstoke NSC
U20 WOMEN	2002-2003		U20 MEN	2002-2003	
1st Place	Maggie Beckner	Larch Hills NS	1st Place	Nathan Savage	Kimberley NC
2nd Place	Cara Gordon	Revelstoke NSC	2nd Place	Cooper Legler	Black Jack CCSC
3rd Place	n/a		3rd Place	Gregory Baxter	Sovereign Lake NC
U23 WOMEN	1999-2001		U23 MEN	1999-2001	
1st Place	n/a		1st Place	n/a	
2nd Place	n/a		2nd Place	n/a	
3rd Place	n/a		3rd Place	n/a	

SENIOR WOMEN	1992-1998		SENIOR MEN	1992-1998	
1st Place	Katie Weaver	Hollyburn CCSC	1st Place	Alexander Corbett	Larch Hills NS
2nd Place	n/a		2nd Place	Benoit Chauvet	Toby Creek NSC
3rd Place	n/a		3rd Place	n/a	
MASTER WOMEN	30-39 yrs.		MASTER MEN	30-39 yrs.	
1st Place	n/a		1st Place	n/a	
2nd Place	n/a		2nd Place	n/a	
3rd Place	n/a		3rd Place	n/a	
MASTER WOMEN	40-49 yrs.		MASTER MEN	40-49 yrs.	
1st Place	Annmarie Gill	Revelstoke NSC	1st Place	John Wilkie	Telemark NC
2nd Place	Lesley Clements	Whistler NSC	2nd Place	Brendan MacIntosh	Revelstoke NSC
3rd Place	n/a		3rd Place	Chris Vipler	Hollyburn CCSC
MASTER WOMEN	50-59 yrs.		MASTER MEN	50-59 yrs.	
1st Place	Sheila Corbett	Larch Hills NS	1st Place	Edward Lawson	Hollyburn CCSC
2nd Place	Stephanie Cripps	Hollyburn CCSC	2nd Place	Benjamin Achtem	Telemark NC
3rd Place	n/a		3rd Place	n/a	
MASTER WOMEN	60-69 yrs.		MASTER MEN	60-69 yrs.	
1st Place	n/a		1st Place	Paul Hardy	Sovereign Lake NC
2nd Place	n/a		2nd Place	n/a	
3rd Place	n/a		3rd Place	n/a	
COLLEGE/ UNIVERSITY WOMEN			COLLEGE/ UNIVERSITY MEN		
1st Place	Maggie Beckner	UBC	1st Place	Isaac Lowenthal Walsh	UBC
2nd Place	n/a		2nd Place	n/a	
3rd Place	n/a		3rd Place	n/a	

2021/22 TECK BC CHAMPIONSHIP CLUB TROPHY

The BC Championship Club Trophy recognizes the achievements of club teams.

Point totals are as follows:

Team	Points	Rank
Telemark Nordic Club	78	1
Hollyburn Cross Country Ski Club	65	2
Caledonia Nordic Ski Club	46	3
Larch Hills Nordic Society	45	4
Revelstoke Nordic Ski Club	41	5
Bulkley Valley Cross Country Ski Club	35	6
Strathcona Nordic Ski Club	22	7
Kimberley Nordic Club	20	8
Sovereign Lake Nordic Club	17	9
Nelson Nordic Ski Club	12	10
Black Jack Cross Country Ski Club	11	11
Toby Creek Nordic Ski Club	8	12
Williams Lake Cross Country Ski Club	6	13
Whistler Nordic Ski Club	4	14
Overlander Ski Club	2	15
Fernie Nordic Ski Club	1	16
Nechako Nordic	1	16

Number of clubs that accumulated points at the BC Championships:

2021-22	17
2019-20	17
2018-19	16
2017-18	16
2016-17	15
2015-16	18
2014-15	15
2013-14	14

2021/22 TECK BC TRACK ATTACK CHAMPIONSHIPS

The Teck BC Track Attack Championships Club Trophy recognizes the achievements of club teams.
Point totals for 2021-22 are as follows:

Team	Points	Rank
Hollyburn Cross Country Ski Club	190	1
Telemark Nordic Club	171	2
Larch Hills Nordic Society	149	3
Black Jack Cross Country Ski Club	82	4
Sovereign Lake Nordic Club	82	4
Strathcona Nordic Ski Club	78	6
Caledonia Nordic Ski Club	66	7
Nelson Nordic Ski Club	46	8
Methow Valley Nordic Ski Club/USA	45	9
Revelstoke Nordic Ski Club	43	10
Whistler Nordic Ski Club	22	11
Spud Valley Nordic Ski Club	19	12
Toby Creek Nordic Ski Club	16	13
Nickel Plate Cross Country Ski Club	12	14
Overlander Ski Club	11	15
Bulkely Valley Cross Country Ski Club	6	16
Golden Nordic Ski Club	3	17
Valhalla Hills Nordic Ski Club	3	18
Phoenix Cross Country Ski Society	2	19

Best Technique Awards

Skate	Classic
Alex Heale (Black Jack Cross Country Ski Club)	Annika Heale (Black Jack Cross Country Ski Club)
Ameliai Moore (Strathcona Nordic Ski Club)	Ian Orchard (Larch Hills Nordic Society)
Ian Caulkin (Larch Hills Nordic Society)	Johnnie Francis (Nelson Nordic Ski Club)
Maisie Hoehne (Caledonia Nordic Ski Club)	Jake Ulansky (Telemark Nordic Club)
Reese Major (Larch Hills Nordic Society)	Zetta Bines (Hollyburn Cross Country Ski Club)

Nordiq Canada LICENSES

Nordiq Canada License Holders by Club

Club	10-11	11-12	12-13	13-14	14-15	15-16	16-17	17-18	18-19	19-20	21-22
100 Mile Nordic Ski Society	2	2	3	1	1	1	0	0	0	1	0
Arrow Lakes CC Ski Club	0	0	0	0	0	0	0	0	0	0	0
Black Jack CC Ski Club	13	13	12	10	10	12	23	29	28	24	19
Bulkley Valley CC Ski Club	12	6	7	6	8	14	10	15	15	16	17
Caledonia Nordic Ski Club	7	10	9	11	7	14	12	15	12	15	21
Cariboo Ski Touring Club	0	0	0	0	0	0	0	0	0	0	2
Fernie Nordic Society	0	0	0	0	0	0	0	0	3	4	9
Golden Nordic Ski Club	3	1	0	0	0	3	6	0	0	1	1
Hollyburn CC Ski Club	15	17	27	27	30	21	22	24	31	37	57
Kimberley Nordic Ski Club	6	5	6	4	5	6	6	7	8	8	10
Larch Hill Nordic Society	16	17	21	18	16	36	44	40	49	59	46
Nechako Nordics Ski Club	1	1	2	2	2	0	0	0	0	0	4
Nelson Nordic Ski Club	2	2	1	0	0	0	7	7	0	3	6
Nickel Plate CC Ski Club	0	0	1	0	0	3	4	1	3	6	3
Nordic Racers Ski Club	7	1	9	6	5	3	3	3	7	3	4
Omineca Ski Club	5	0	0	0	0	1	0	0	0	0	0
Overlander Ski Club	7	5	8	9	9	5	3	7	7	11	3
Revelstoke Nordic Ski Club	5	11	7	5	9	16	20	23	24	30	28
Sea to Sky Nordic Ski Club	0	0	0	0	0	1	0	1	1	1	14
Snow Valley Nordic Ski Club	0	0	0	0	0	0	0	0	0	0	0
Sovereign Lake Nordic Club	14	8	11	10	17	20	18	17	21	36	21
Spud Valley Nordic Ass'n	0	0	0	2	3	1	2	1	0	0	1
Strathcona Nordic Ski Club	16	12	20	9	11	21	20	20	22	15	18
Sun Peaks Nordic Club	0	0	0	0	0	1	0	0	0	0	0
Telemark Nordic Club	11	10	13	8	12	23	21	35	35	37	32
Toby Creek Nordic Ski Club	0	0	0	0	0	0	0	0	0	1	9
Valhalla Hills Nordic Ski Club	0	1	0	0	0	0	0	0	0	1	2
UBC Nordic Ski Club	8	7	6	0	6	0	1	1	0	0	0
Whistler Nordic Ski Club	5	8	11	10	7	4	6	6	6	3	3
Williams Lake Nordic Ski Club	0	0	0	0	0	1	1	1	2	3	3
Total	155	137	174	138	158	207	229	253	282	322	333

CCC License Holders by Province

Division	07-08	08-09	09-10	10-11	11-12	12-13	13-14	14-15	15-16	16-17	17-18	18-19	19-20	21-22
AB	144	150	140	184	172	190	189	171	251	278	268	245	241	223
BC	146	142	136	155	137	174	141	158	207	229	252	282	322	333
MB	19	16	22	22	20	23	25	31	23	22	22	32	24	20
NB	6	6	11	14	13	6	12	18	26	28	30	31	17	24
NL	18	15	24	19	16	18	29	21	21	22	14	17	17	11
NS	4	1	8	14	10	10	10	11	6	8	9	13	9	9
NT	12	11	18	12	10	10	16	16	22	20	18	12	7	3
ON	245	285	260	298	299	312	287	285	316	351	402	427	442	430
PE	1	0	0	0	0	0	0	0	0	0	0	0	0	0
QC	206	210	194	189	224	207	206	237	276	283	306	390	403	387
SK	17	13	13	21	20	22	25	23	24	28	26	34	21	32
YT	18	20	36	23	22	23	21	23	45	23	24	37	34	32

Total	836	869	862	951	943	995	961	994	1217	1292	1371	1520	1537	1504
-------	-----	-----	-----	-----	-----	-----	-----	-----	------	------	------	------	------	------

PARTICIPANTS IN 2021/22 COMPETITIONS

CROSS COUNTRY BC					
Date	Event	Location	Day #	Olympic	Loppet
Dec 4-5	Western Canada Cup 1 & 2	Vernon, BC	1	298	
			2	264	
Dec 11-12	Western Canada Cup 3 & 4	Vernon, BC	1	108	
			2	120	
Dec 11-12	Teck Kootenay Cup 1 & 2	Rossland, BC	1	96	
			2	93	
Dec 18	Teck Kootenay Cup 3	Golden, BC	1	56	
Dec 19	Teck Coast Cup 1	Whistler, BC	1	167	
Jan 1	BCWG Trials (Zone 6)	Mt Washington, BC	1	51	
Jan 2	Teck Okanagan Cup 1, BCWG Trials (Zone 2)	Revelstoke, BC	1	149	
Jan 2	BCWG Trials (Zone 8)	Prince George, BC	1	10	
Jan 2	BCWG Trials (Zone 1)	Kimberley, BC	1	15	
Jan 2	Teck Northern Cup 2, BCWG Trials (Zone 7)	Smithers, BC	1	72	
Jan 2	Teck Coast Cup 2 (CANCELLED), BCWG Trials (Zones 3-5)	Whistler, BC	1	19	
Jan 15	Teck BC Cup 1 (College University Series)	Whistler, BC	1	228	
			2	287	
Jan 22	Reino Keski Salmi Loppet	Salmon Arm, BC	VIRTUAL		
Jan 22	Teck Northern Cup 3	100 Mile house, BC	1	56	
Jan 22-23	Teck Kootenay Cup 4 & 5	Kimberley, BC	1	186	
			2	170	
Jan 23	Teck Northern Cup 4	Burns Lake, BC	1	84	
Jan 29	Snow Valley Open	Kitimat, BC	1	97	
Jan 29	Toby Creek / Nipika Loppet	Invermere, BC	CANCELLED		

Date	Event	Location	Day #	Olympic	Loppet
Feb 5	Cascade Cup Loppet	Manning Park, BC	1		61
Feb 5	Teck Kootenay Cup 6 & 7	Nelson, BC	1	99	
			2	99	
Feb 5	Huckleberry Loppet	Golden, BC	CANCELLED		
Feb 6	Spud Valley Loppet	Pemberton, BC	1		110
Feb 6	Teck Northern Cup 5 / Chris Dahlie Open	Smithers, BC	1	102	
Feb 6	Sunshine Coast Loppet	Gibsons, BC	CANCELLED		
Feb 12-13	Teck BC Cup 2	Salmon Arm, BC	1	388	
			2	387	
Feb 19	Teck Northern Cup 6	Vanderhoof, BC	1	121	
Feb 19	Black Jack Loppet	Rossland, BC			94
Feb 20	Snowshoe Hare Loppet	Fort St John, BC			50
Feb 19-20	Teck Coast Cup 3 & 4	Mt Washington, BC	1	156	
			2	135	
Feb 26	Moose Marathon	Kitimat, BC			100
Feb 26	Coast Outdoors P'ayak	Whistler, BC			444
Feb 27	Spirit of the Rivers Loppet	Prince George, BC	VIRTUAL		
Feb 24-27	BC Winter Games	Vernon, BC	CANCELLED		
Feb 26-27	Teck BC Track Attack Championships	Kelowna, BC	1	246	
			2	232	
Mar 4-6	Teck BC Championships	Prince George, BC	1	304	
			2	339	
			3	345	
Mar 12	Westzin"kwa Loppet	Smithers, BC			186
Mar 12	Kelowna Apple Loppet	Kelowna, BC			189
Mar 13	Teck Okanagan Cup 2	Penticton, BC		136	
Mar 13	Sun Peaks Loppet	Sun Peaks, BC	VIRTUAL		
Mar 13	Omineca Loppet	Burns Lake, BC			30
Mar 13	Blackwall Bash	Manning Park, BC		13	
Mar 19	Vancouver Island Loppet	Mt Washington, BC			124

Date	Event	Location	Day #	Olympic	Loppet
Mar 20-27	National Championships / US Super Tour Final	Whistler, BC	1	597	
			2	584	
			3	235	
			4	341	
			5	579	
			6	533	
Apr 2-3	Sovereign2Silverstar Ski Marathon	Vernon, BC	1		192
			2		258
			TOTALS	8597	1838

Previous Years Statistics		
2019/20	6033	2116
2018/19	6542	3055
2017/18	6889	2762
2016/17	6586	2695
2015/16	6532	2633
2014/15	6144	2027
2013/14	6031	3050
2012/13	6196	2109
2011/12	5895	2706
2010/11	5382	2081
2009/10	4566	2595
2008/09	7040	2355
2007/08	5711	2339
2006/07	4593	2074
2005/06	4516	731
2004/05	3758	2805
2003/04	3959	2166
2002/03	4573	3278
2001/02	4077	3115
2000/01	3633	2917
1999/00	4428	2764

**2021 - 22
YEAR END REPORT**



**CROSS COUNTRY BC
FINANCIALS**

CROSS COUNTRY BC
PROJECTED FINANCIAL STATEMENT 2021-22

Revenues

Grants & Support	
Provincial viaSport Contribution	299,229
Community Gaming	75,500
Other	64,500
Programs	
Athlete Development	204,562
Coaching Development	47,657
Officials Development	3,474
Fundraising	
Sponsorship and Marketing	161,975
Donations	67,565
Membership Fees	243,906
Miscellaneous	1,400
	1,400
Total Revenues	1,169,767

Expenses

Programs	
Athlete Development	661,150
Coaching Development	70,683
Officials Development	3,416
Club Development	85,173
Sport Promotion	45,947
Administration	
Staff & Contractors	232,575
Office	51,349
	51,349
Total Expenses	1,150,293

Excess of revenues over expenses	19,474
----------------------------------	--------

CROSS COUNTRY BC BUDGET 2022-23

Revenues

Grants & Support	
viaSport Contribution	309,000
Community Gaming	90,000
Other	26,000
Programs	
Athlete Development	231,000
Coaching Development	47,000
Officials Development	5,000
Fundraising	
Sponsorship and Marketing	181,000
Donations	5,000
Membership Fees	225,000
Other	3,000
Total Revenues	1,122,000

Expenses

Programs	
Athlete Development	650,000
Coaching Development	70,000
Officials Development	7,000
Club Development	105,000
Sport Promotion	33,000
Administration	
Staff & Contractors	240,000
Office & Division	60,000
Total Expenses	1,165,000

Excess of revenues over expenses	-43,000
----------------------------------	---------

Baker Tilly Audit Report (numbered separately)

CROSS COUNTRY BC

Vernon, B.C.

FINANCIAL STATEMENTS

March 31, 2022



Baker Tilly WM LLP
900 - 400 Burrard Street
Vancouver, BC
Canada V6C 3B7
T: 604.684.6212
F: 604.688.3497

vancouver@bakertilly.ca
www.bakertilly.ca

INDEPENDENT AUDITOR'S REPORT

To the Members of Cross Country BC:

Report on the Audit of the Financial Statements

Opinion

We have audited the financial statements of Cross Country BC (the "Association"), which comprise the statement of financial position as at March 31, 2022, and the statement of operations, statement of changes in net assets and statement of cash flows for the year then ended, and notes to the financial statements, including a summary of significant accounting policies.

In our opinion, the accompanying financial statements present fairly, in all material respects, the financial position of the Association as at March 31, 2022, and its results of operations and its cash flows for the year then ended in accordance with Canadian accounting standards for not-for-profit organizations.

Basis for Opinion

We conducted our audit in accordance with Canadian generally accepted auditing standards. Our responsibilities under those standards are further described in the Auditor's Responsibilities for the Audit of the Financial Statements section of our report. We are independent of the Association in accordance with the ethical requirements that are relevant to our audit of the financial statements in Canada, and we have fulfilled our other ethical responsibilities in accordance with these requirements. We believe that the audit evidence we have obtained is sufficient and appropriate to provide a basis for our opinion.

Responsibilities of Management and Those Charged with Governance for the Financial Statements

Management is responsible for the preparation and fair presentation of the financial statements in accordance with Canadian accounting standards for not-for-profit organizations, and for such internal control as management determines is necessary to enable the preparation of financial statements that are free from material misstatement, whether due to fraud or error.

In preparing the financial statements, management is responsible for assessing the Association's ability to continue as a going concern, disclosing, as applicable, matters related to going concern and using the going concern basis of accounting unless management either intends to liquidate the Association or to cease operations, or has no realistic alternative but to do so.

Those charged with governance are responsible for overseeing the Association's financial reporting process.



Auditor's Responsibilities for the Audit of the Financial Statements

Our objectives are to obtain reasonable assurance about whether the financial statements as a whole are free from material misstatement, whether due to fraud or error, and to issue an auditor's report that includes our opinion. Reasonable assurance is a high level of assurance, but is not a guarantee that an audit conducted in accordance with Canadian generally accepted auditing standards will always detect a material misstatement when it exists. Misstatements can arise from fraud or error and are considered material if, individually or in the aggregate, they could reasonably be expected to influence the economic decisions of users taken on the basis of these financial statements. As part of an audit in accordance with Canadian generally accepted auditing standards, we exercise professional judgment and maintain professional skepticism throughout the audit. We also:

- ◆ Identify and assess the risks of material misstatement of the financial statements, whether due to fraud or error, design and perform audit procedures responsive to those risks, and obtain audit evidence that is sufficient and appropriate to provide a basis for our opinion. The risk of not detecting a material misstatement resulting from fraud is higher than for one resulting from error, as fraud may involve collusion, forgery, intentional omissions, misrepresentations, or the override of internal control.
- ◆ Obtain an understanding of internal control relevant to the audit in order to design audit procedures that are appropriate in the circumstances, but not for the purpose of expressing an opinion on the effectiveness of the Association's internal control.
- ◆ Evaluate the appropriateness of accounting policies used and the reasonableness of accounting estimates and related disclosures made by management.
- ◆ Conclude on the appropriateness of management's use of the going concern basis of accounting and, based on the audit evidence obtained, whether a material uncertainty exists related to events or conditions that may cast significant doubt on the Association's ability to continue as a going concern. If we conclude that a material uncertainty exists, we are required to draw attention in our auditor's report to the related disclosures in the financial statements or, if such disclosures are inadequate, to modify our opinion. Our conclusions are based on the audit evidence obtained up to the date of our auditor's report. However, future events or conditions may cause the Association to cease to continue as a going concern.
- ◆ Evaluate the overall presentation, structure and content of the financial statements, including the disclosures, and whether the financial statements represent the underlying transactions and events in a manner that achieves fair presentation.

We communicate with those charged with governance regarding, among other matters, the planned scope and timing of the audit and significant audit findings, including any significant deficiencies in internal control that we identify during our audit.



Report on Other Legal and Regulatory Requirements

As required by the *Societies Act* (British Columbia), we report that, in our opinion, the accounting principles in Canadian accounting standards for not-for-profit organizations have been applied on a basis consistent with that of the preceding year.

Baker Tilly WM LLP

CHARTERED PROFESSIONAL ACCOUNTANTS


Vancouver, B.C.
August 9, 2022

CROSS COUNTRY BC

STATEMENT OF OPERATIONS

For the year ended March 31, 2022

	2022	2021
	\$	\$
Revenues		
Grants - viaSport	299,229	373,254
Programs	261,956	142,411
Memberships	243,870	246,053
Sports development sponsorships	174,180	138,443
Community gaming grants	75,500	68,500
Marketing	12,000	10,480
Other	1,424	10,310
Donations	50	8,921
	<u>1,068,209</u>	<u>998,372</u>
Expenditures		
Administration	186,037	176,481
Amortization	3,311	2,152
Athlete development	590,560	477,323
Club development	85,173	59,291
Coaching development	121,631	86,435
Officials development	3,416	1,821
Sports promotion	45,947	23,196
	<u>1,036,075</u>	<u>826,699</u>
Excess of revenues over expenditures	32,134	171,673



The accompanying notes are an integral part of these financial statements.

CROSS COUNTRY BC

STATEMENT OF CHANGES IN NET ASSETS

For the year ended March 31, 2022

	Total 2022 \$	Total 2021 \$
Balance, beginning	406,573	234,900
<u>Excess of revenues over expenditures</u>	<u>32,134</u>	<u>171,673</u>
Balance, ending	438,707	406,573

The accompanying notes are an integral part of these financial statements.

CROSS COUNTRY BC

STATEMENT OF FINANCIAL POSITION

March 31, 2022


	2022	2021
	\$	\$
Assets		
Current		
Cash	135,490	48,274
Short term investment (Note 2)	351,400	400,000
Accounts receivable	73,701	7,607
Restricted cash (Note 3)	544	544
	<u>561,135</u>	<u>456,425</u>
Property and equipment (Note 4)	83,068	6,458
	<u>644,203</u>	<u>462,883</u>
Liabilities		
Current		
Payables and accruals	134,571	49,852
Deferred property and equipment funding (Note 5)	<u>70,925</u>	<u>6,458</u>
	<u>205,496</u>	<u>56,310</u>
Net Assets - Unrestricted	<u>438,707</u>	<u>406,573</u>
	<u>644,203</u>	<u>462,883</u>

Commitments (Note 9)

Approved by the Board:



Reid Carter



Barry Alben, Treasurer

CROSS COUNTRY BC

STATEMENT OF CASH FLOWS

For the year ended March 31, 2022

	2022	2021
	\$	\$
Cash flows related to operating activities		
Excess of revenues over expenditures	32,134	171,673
Adjustments for items which do not affect cash:		
Amortization	3,311	2,152
Amortization of deferred property and equipment funding	<u>(3,048)</u>	<u>(2,152)</u>
	32,397	171,673
Changes in non-cash working capital:		
Accounts receivable	(66,094)	16,100
Prepaid expenditures	-	213
Payables and accruals	<u>84,719</u>	<u>22,907</u>
	<u>51,022</u>	<u>210,893</u>
Cash flows related to investing activities		
Purchase of property and equipment	(79,921)	-
Purchase of short-term investment	(351,400)	(400,000)
Redemption of short-term investment	<u>400,000</u>	<u>203,800</u>
	<u>(31,321)</u>	<u>(196,200)</u>
Cash flows related to financing activity		
Property and equipment funding	<u>67,515</u>	<u>-</u>
Net increase in cash	87,216	14,693
Cash, beginning	<u>48,818</u>	<u>34,125</u>
Cash, ending	136,034	48,818
Cash consists of:		
Cash	135,490	48,274
Restricted cash	<u>544</u>	<u>544</u>
	136,034	48,818

The accompanying notes are an integral part of these financial statements.

CROSS COUNTRY BC

NOTES TO THE FINANCIAL STATEMENTS

For the year ended March 31, 2022

Cross Country BC (the "Association") is a not-for-profit organization incorporated under the Societies Act of British Columbia and accordingly is exempt from income tax under provisions of the Income Tax Act provided certain requirements of the Income Tax Act are met. It is not a registered charity that can issue tax receipts. Its purpose is to provide provincial programming for the continuous development of cross-country skiing programs, recreational through to competitive, to a broad cross section of the community.

1. Significant accounting policies

These financial statements have been prepared in accordance with Canadian accounting standards for not-for-profit organizations and include the following significant accounting policies:

Short-term investments

Short-term investments consist of investments in money market or other short-term instruments with a maturity of more than 90 days and less than one year.

Property and equipment

Property and equipment are carried at cost less accumulated amortization. Amortization is calculated annually as follows:

Timing equipment	25%
Treadmill	25%

Contributed property and equipment are recorded at fair values at the date of the contribution.

Property and equipment are tested for recoverability whenever events or changes in circumstances indicate that their carrying amounts may not be recoverable. An impairment loss is recognized when the carrying amount of an asset is not recoverable and exceeds its fair value or replacement cost. Write-downs are not reversed.

Revenue recognition

The Association follows the deferral method of accounting for contributions, which include donations and government grants. Revenue is recorded when received or receivable if the amount to be received can be reasonably estimated and collection is reasonably assured. Government grants approved but not received at the end of an accounting period are accrued. Restricted contributions are recognized in revenue in the period in which the expenses relating to the project are incurred.

Restricted contributions received for the acquisition of property and equipment are deferred and amortized to revenue on the same basis that the related property and equipment are amortized.

Revenue from memberships and programs are recognized when the services are provided or the goods are sold. Sponsorships, marketing and other revenue are recognized when the services or goods are provided.

CROSS COUNTRY BC

NOTES TO THE FINANCIAL STATEMENTS

For the year ended March 31, 2022

1. Significant accounting policies (continued)

Contributed materials and services

Contributed materials and services are not recognized in the financial statements unless they are substantial, a fair value can be reasonably estimated and the materials and services are used in the normal course of operations and would otherwise have been purchased. No contributed materials and services were recognized in the years ending 2022 and 2021.

Financial Instruments

Arm's Length Transactions

Measurement of financial instruments

The Association measures its financial assets and financial liabilities at fair value at the acquisition date, except for financial assets and financial liabilities acquired in related party transactions.

The Association subsequently measures all of its financial assets and financial liabilities at amortized cost.

Related Party Transactions

Measurement of related party financial instruments

The Association measures all related party financial instruments recognized in these financial statements at either the cost of the related party financial instrument, or at the cost of the consideration exchanged for the related party financial instrument. Measurement is based on the nature of the financial instrument, and depends on whether the instrument has repayment terms. The Association has no related party financial instruments required to be measured at fair value.

When the instrument has repayment terms, the cost is determined using the undiscounted cash flows, excluding interest and dividend payments, and less any impairment losses previously recognized by the transferor.

When the related party financial instrument has no repayment terms, the cost of the instrument is determined using the consideration transferred or received.

Related party financial instruments initially measured at cost are subsequently measured using the cost method.

Transaction Costs

Transaction costs related to the acquisition or issuance of financial instruments subsequently measured at fair value and to instruments originated or exchanged in a related party transaction are recognized in excess of revenues over expenditures when incurred. The carrying amounts of financial instruments not subsequently measured at fair value are adjusted by the amount of the transaction costs directly attributable to the acquisition or issuance of the instrument, and the adjustment is recognized in excess of revenues over expenditures over the life of the instrument using the straight-line method.

CROSS COUNTRY BC

NOTES TO THE FINANCIAL STATEMENTS

For the year ended March 31, 2022

1. Significant accounting policies (continued)

Financial Instruments (continued)

Impairment

Financial assets measured at amortized cost and related party financial assets measured using the cost method are assessed for indications of impairment at the end of each reporting period. If impairment is identified, the amount of the write-down is recognized as an impairment loss in excess of revenues over expenditures. Previously recognized impairment losses are reversed when the extent of the impairment decreases, provided that the adjusted carrying amount is no greater than the amount that would have been reported at the date of the reversal had the impairment not been recognized previously. The amount of the reversal is recognized in the excess of revenues over expenditures.

Use of estimates

The preparation of financial statements in conformity with Canadian accounting standards for not-for-profit organizations requires management to make estimates and assumptions that affect the reported amounts of assets and liabilities at the date of the financial statements and the reported amounts of revenues and expenditures during the reporting period.

Change in accounting policy

The Association has adopted the amendments to *CPA Handbook* Section 3856, Financial Instruments. The amendments have been adopted effective April 1, 2020, the beginning of the earliest comparative period in these financial statements (the "transition date"). The amendments provide guidance on the accounting for financial instruments arising from transactions between both arm's-length and related parties, and require disclosure of enterprise-specific information related to significant risks arising from financial instruments.

The Association has applied the amendments retrospectively, in accordance with the transition provisions. The amendments provide transition relief for instruments without repayment terms to be measured at their pre-adoption carrying amount less impairment at the transition date. Transition relief is also provided for instruments extinguished or derecognized prior to the transition date, such that only instruments existing on the transition date need to be assessed.

The adoption of the amendments had no impact on the Association's financial statements other than the enterprise-specific risk disclosures related to significant risks arising from the Association's financial instruments (see Note 6).

CROSS COUNTRY BC

NOTES TO THE FINANCIAL STATEMENTS

For the year ended March 31, 2022

2. Short term investment

	2022	2021
	\$	\$
Guaranteed Investment Certificates	<u>351,400</u>	<u>400,000</u>

The Guaranteed Investment Certificates are held with the Royal Bank of Canada, earn interest at 0.8% (2021: 0.4%) per annum and mature in March, 2023 (2021: March, 2022).

3. Restricted cash

Revenue earned from the Community Gaming Grant is used to purchase goods and services required to provide the various programs offered by the Association during the year.

Funds held in the Association's gaming account are restricted for these future programs, and have therefore been classified as restricted cash. The balance in this account at March 31, 2022 is \$544 (2021: \$544).

4. Property and equipment

	Cost	Accumulated amortization	2022 Net carrying amount	2021 Net carrying amount
	\$	\$	\$	\$
Timing equipment	15,972	11,129	4,843	6,458
Treadmill	<u>79,922</u>	<u>1,697</u>	<u>78,225</u>	<u>-</u>
	<u>95,894</u>	<u>12,826</u>	<u>83,068</u>	<u>6,458</u>

5. Deferred property and equipment funding

Deferred funding related to property and equipment represent contributions received where the donor has restricted their usage to property and equipment purchased by the Association.

	2022	2021
	\$	\$
Balance, beginning of year	6,458	8,610
Contributions received during the year	67,515	-
Less: revenue recognized	<u>(3,048)</u>	<u>(2,152)</u>
Balance, end of year	<u>70,925</u>	<u>6,458</u>

CROSS COUNTRY BC

NOTES TO THE FINANCIAL STATEMENTS

For the year ended March 31, 2022

6. Financial instruments

Items that meet the definition of a financial instrument include cash, restricted cash, short-term investment, accounts receivable and payables and accruals.

Financial instrument transactions, such as purchasing and selling investments, collecting receivables and settling payables may result in exposure to significant financial risks and concentrations of risk. For the year ended March 31, 2022, the Association was not exposed to significant risks arising from its financial instruments. There have been no changes to the significant risks from the prior year.

7. Economic dependence

A significant portion of the Association's revenues are derived from direct and indirect funding from the Province of British Columbia. In 2022, these revenues represented 35% (2021: 44%) of total revenues.

8. Remuneration of employees, contractors and directors

The Societies Act of British Columbia requires the Association to disclose the remuneration paid to employees and contractors whose remuneration during the year was at least \$75,000 and all remuneration paid to directors.

For the fiscal year ended 2022, included in expenditures is a total of \$82,800 paid to one employee (2021: \$82,800).

No directors of the Association were remunerated for the fiscal year ending 2022 (2021: none).

9. Commitments

The Association leases a vehicle and premises under lease agreements with varying lease terms. Minimum lease payments are as follows:

	\$
2023	18,105
2024	8,250
2025	1,375
	<hr/>
	27,730
	<hr/>



We acknowledge the financial support of the Province of British Columbia.