



CROSS COUNTRY BC

Cross Country Canada – B.C. Division

Minutes and Reports

of the

Annual General Meeting

held

May 15, 2021

Virtually via Zoom

CCBC CLUB DEVELOPMENT WORKSHOP / AGM

Table of Contents

ANNUAL GENERAL MEETING	3
Minutes of the Annual General Meeting.....	4
CLUB DEVELOPMENT	7
Membership Report.....	9
ATHLETE DEVELOPMENT.....	11
Skill Development Program Overview	12
Participant Numbers by Zone	13
Teck Regional Camp Program	14
Provincial Camp Schedule	15
Canadian National Championship Aggregate Awards	16
Total Individual Medals at Canadian National Championships.....	17
Total Individual Para-Nordic Medals at Canadian National Championships.....	18
SKI S'KOOL Program.....	18
BC Team Nominations 2021-22	19
COACHING DEVELOPMENT.....	21
Coaching Certification Statistics	22
Provincial & Regional Camp Program	26
OFFICIALS DEVELOPMENT.....	28
Officials Courses Details	29
Officials Certification Statistics (with six year comparison).....	30
NC Officials Certification Program	31
COMPETITIONS.....	32
TECK BC Cup Series Aggregate Awards	33
TECK BC Championship Club Trophy.....	34
TECK Track Attack Championships.....	35
Best Technique Awards.....	35
RACING ROCKS!.....	36
NC Licenses	37
Participants in Competitions	38
FINANCIALS.....	40
Projected Financial Statement 2020-21	41
Budget 2021-22.....	42
Baker Tilly Audit Report (numbered separately)	43



Cross Country BC

ANNUAL GENERAL MEETING

Notice is hereby given of the

Annual General Meeting

of Cross Country BC

to be held via Zoom

Saturday, May 15, 2021

The meeting will commence at 11:00 AM



Cross Country BC

Minutes of the Annual General Meeting

via Zoom, May 15, 2021

The meeting was brought to order at 11:01 AM. The following were present:

Adele Pratt	Black Jack Cross Country Ski Club
Andrea Stapff	Strathcona Nordic, CCBC Board
Angela LeFebvre	Caledonia Nordic Ski Club
Audrey Maillette	Cariboo Ski Touring Club
Barry Allen	Telemark Nordic, CCBC Board
Ben Forsyth	Bulkley Valley Nordic
Beverly Rooke	Williams Lake Cross Country Ski Club
Brent Hobbs	Telemark Nordic Ski Club
Brian Kennelly	Cariboo Ski-Touring Club
Bridget Daughney	Revelstoke Nordic Ski Club
Bruce Kosugi	Whiskey Jack Nordic Ski Club
Carolyn Buzikievich	Nickel Plate Nordic
Dave Gibson	Black Jack Cross Country Ski Club
Elizabeth Thorne	Snow Valley Nordics
Ivor McMahan	Sun Peaks Nordic Club
Jaime Frederick	Nelson Nordic Ski Club
Jed Cochrane	Toby Creek Nordic
Jeff Sim	Multiple Clubs, Nordiq Canada Board
Jeff Williams	Fernie Nordic, CCBC Board
Jim Burbee	Caledonia Nordic Ski Club, CCBC Board
Kathy Smith	Arrow Lakes Cross Country Ski Club
Kim Staus	McKinney Nordic
Kristi Iverson	100 Mile Nordics
Lance MacDonald	Caledonia Nordic Ski Club
Maria Lundgren	CCBC Assistant Provincial Coach
Maureen Light	Overlander Ski Club
Mike Thomas	Revelstoke Nordic Ski Club, CCBC Board
Nancy Beaumont	CCBC Program Coordinator
Reid Carter	Hollyburn XC, CCBC Chair
Shona Schleppe	Nickel Plate Nordic
Suzy Beckner	Larch Hills Nordic
Troy Hudson	Sovereign Lake Nordic Club

1. CALL TO ORDER AND CHAIRPERSON'S OPENING REMARKS

Reid Carter welcomed everyone to the meeting and reiterated many highlights discussed throughout the Club Development Workshop earlier in the morning.

2. INTRODUCTION OF CLUB DELEGATES

Introductions were held during the Club Development Workshop earlier in the morning.

3. ADOPTION OF AGENDA

The agenda was adopted.

4. ACCEPTANCE OF MINUTES FROM THE 2020 AGM

Motion: *"That the minutes of the 2020 AGM be accepted as presented."*

Vesta Giles / Jim Burbee

Carried

5. BUSINESS ARISING FROM THE MINUTES

None

6. CROSS COUNTRY BC CHAIRPERSON REPORT

Reid Carter referred to his previous comments.

7. FINANCIAL REPORT

The 2020/21 Projected Financial Statement was presented and discussed.

The 2021/22 Budget was presented and discussed.

Motion: *"That Baker Tilly WM remain as CCBC Auditor"*.

Jim Burbee / Mike Thomas

Carried

8. ELECTION OF DIRECTORS

Lisa Young stepping down after 4 years. The following directors were elected for a 2-year term, by acclamation:

Chair – Reid Carter (re-elected)
Director-at-Large – Barry Allen (re-elected)
Director-at-Large – Mike Thomas (re-elected)
Director-at-Large – Carolyn Buzikievich (new)

9. OTHER BUSINESS

The tentative date and location of the 2022 Club Development Workshop and AGM will be Kamloops, May 14th.

10. ADJOURNMENT

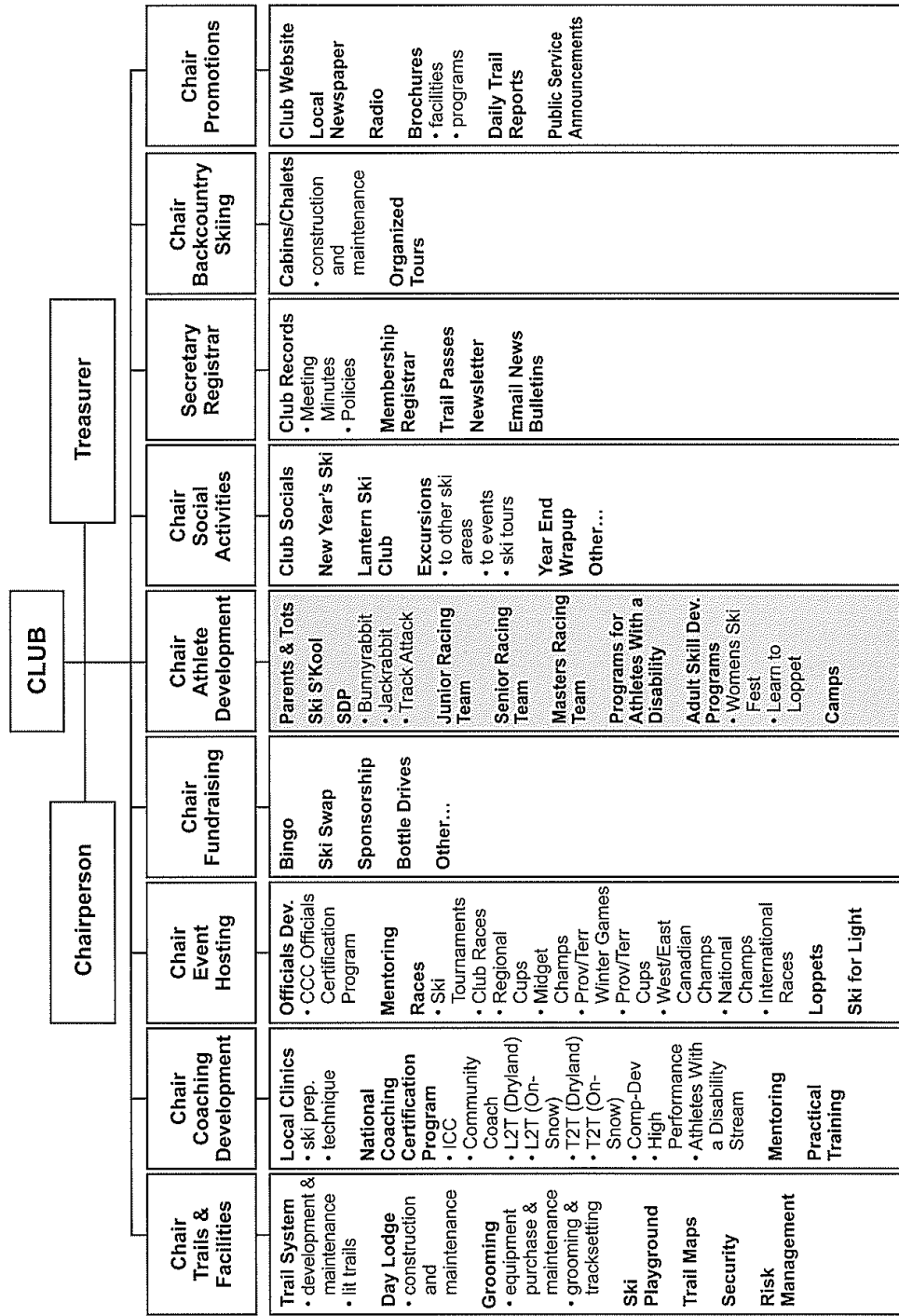
Adjourned 11:32 AM.

**2020-21
YEAR END REPORT**



**CROSS COUNTRY BC
CLUB DEVELOPMENT**

8.3.1 Example Full Service Club Infrastructure



Membership Report

CLUB	11-12	12-13	13-14	14-15	15-16	16-17	17-18	18-19	19-20	20-21
100 Mile Nordic Ski Society	157	140	190	135	159	177	183	209	202	319
Arrow Lakes CC Ski Club	29	28	32	24	25	40	41	45	64	76
Barrier Outdoor Club*	14	24	10	10	12	18	12	15	11	12
Bear Mountain CC Ski Club	106	144	162	159	147	83	100	93	108	178
Black Jack CC Ski Club	617	678	727	710	722	716	772	753	751	1049
Black Tusk Nordic Events Society	-	-	-	-	-	-	-	-	-	11
Bulkley Valley CC Ski Club	702	638	606	571	599	539	556	611	710	1100
Caledonia Nordic Ski Club	1618	1822	1873	1633	1437	1519	1516	1667	1754	2746
Callaghan Valley CC Ski Club	10	10	10	11	11	11	11	11	10	11
Cariboo Ski Touring Club	402	473	521	505	370	346	308	309	303	402
Castlegar Nordic Ski Club	657	707	849	0	0	0	0	0	0	0
Chetwynd Outdoors Society	n/a	n/a	n/a	n/a	n/a	n/a	13	12	14	71
China Ridge CC Ski Assoc.	87	100	0	0	0	0	0	0	0	0
Clinton Snow Jockey Club	15	10	21	17	18	10	10	11	10	10
Elkford Nordic Ski Club	33	28	67	35	31	42	54	41	50	96
Fernie Nordic Society	219	341	389	573	751	722	840	981	946	1610
Fort Nelson CC Ski Club	46	76	67	77	70	30	27	46	68	69
Golden Nordic Ski Club	471	503	604	592	592	620	622	643	661	983
Highland Valley Outdoor Ass'n	10	31	24	26	10	25	23	16	10	0
Hollyburn CC Ski Club	550	600	634	649	483	522	541	573	569	541
Kaslo Nordic Club	10	81	80	111	103	102	86	63	104	126
Kimberley Nordic Ski Club	926	1020	1059	897	1054	1069	1194	1385	1291	1889
Larch Hills Ski Club	946	975	978	968	1041	1032	1061	1074	1101	1392
Mackenzie Nordiques	133	143	142	99	97	116	128	101	108	123
Manning Nordic	0	0	0	0	26	25	21	22	20	16
McKinney Nordic Ski Club	41	48	45	36	47	41	29	42	42	83
Morice Mountain Nordic Ski Club	141	225	188	201	208	213	216	231	199	178
Nechako Nordics	65	69	66	58	53	53	46	64	61	101
Nelson Nordic Ski Club	702	705	800	738	720	784	887	880	832	1340
Nickel Plate Cross Country Ski Club	617	611	641	557	559	547	942	660	584	746
Nordic Racers	320	368	280	229	177	264	269	268	312	292
Nordic Wrecks	97	121	120	0	0	0	0	0	0	0
Omineca Ski Club	277	273	256	276	239	224	224	223	185	255
Overlander Ski Club	516	538	682	605	550	735	831	903	844	1583
Phoenix Cross Country Ski Society	-	-	-	-	-	-	-	-	14	118
Revelstoke CC Ski Club	492	499	587	658	685	722	701	881	936	1252
Sea to Sky Nordics Ski Club	78	111	122	211	187	354	114	122	132	133
Skmana Ski Club	97	80	88	10	11	10	10	57	64	204
Snow Valley Nordic Ski Club	360	343	328	324	331	354	386	425	540	709

CLUB	11-12	12-13	13-14	14-15	15-16	16-17	17-18	18-19	19-20	20-21
Sovereign Lake Nordic Club	1673	1594	1709	1681	1612	1652	1801	2017	1996	3213
Spud Valley Nordic Association	106	89	104	120	117	92	73	58	59	68
Strathcona Nordic Ski Club	431	490	461	400	322	446	398	452	421	446
Stuart Lake Nordic	-	-	-	-	-	-	-	-	25	34
Sun Peaks Nordic Club	0	153	121	99	63	107	79	81	91	114
Sunset Ridge Ski Society	29	10	10	10	72	99	158	116	121	192
Telemark Nordic Club	994	988	1071	1077	1038	1177	1125	1230	1114	1773
Tetrahedron Outdoor Club	230	236	212	164	122	120	129	153	123	74
Toby Creek CC Ski Club	156	165	306	280	257	293	278	287	344	685
UBC Nordic Ski Club	10	14	19	14	0	10	0	0	0	0
Valhalla Hills Nordic Ski Club	42	39	53	39	46	67	71	72	87	123
Vancouver Skiers Touring Club	191	198	179	194	240	216	243	227	227	122
Wells Gray Outdoor Club	110	138	156	104	110	119	100	105	133	141
Whiskey Jack Nordic Ski Club	71	69	91	102	116	131	119	155	157	205
Whistler Nordic Ski Club	269	222	158	163	130	229	241	205	183	257
Williams Lake CC Ski Club	142	198	213	214	214	204	156	187	171	252
Yellowhead Ski Club	83	48	34	35	64	32	35	27	32	51
Totals – includes duplicates	16098	17214	18145	16401	16048	17030	17771	18809	18894	27,574
Totals – unique membership	16098	17214	18145	16401	15927	16857	17619	18648	18698	27,221

NOTES:

2015-16 reporting was able to separate duplicate memberships.

*Barrier Outdoor Club – previously known as: North Thompson Recreation Society

Total number of clubs:	
2020 - 21	51
2019 - 20	51
2018 - 19	49
2017 - 18	49
2016 - 17	49
2015 - 16	48
2014 - 15	48
2013 - 14	50
2012 - 13	51
2011 - 12	50

**2020-21
YEAR END REPORT**



**CROSS COUNTRY BC
ATHLETE DEVELOPMENT**

Skill Development Program Overview

SKILL DEVELOPMENT PARTICIPANT ENROLLMENT

Year	11-12	12-13	13-14	14-15	15-16	16-17	17-18	18-19	19-20	20-21
Northern Zone	627	751	768	668	674	623	582	678	571	506
Coast Zone	627	633	612	681	551	683	685	709	701	685
Okanagan Zone	566	633	702	676	646	801	777	712	718	771
Kootenay Zone	311	369	403	421	411	448	480	481	474	501
Total Participation	2131	2386	2485	2446	2282	2555	2524	2580	2464	2463

SKILL DEVELOPMENT PROGRAM CLUB ENROLLMENT

Year	11-12	12-13	13-14	14-15	15-16	16-17	17-18	18-19	19-20	20-21
Northern Zone	10	11	11	10	11	12	12	12	12	11
Coast Zone	6	6	6	6	6	6	6	6	6	6
Okanagan Zone	7	8	8	8	8	8	8	9	9	8
Kootenay Zone	8	8	8	8	7	9	9	8	8	8
Total Participation	31	33	33	32	32	35	35	35	35	33

Participant Numbers by Zone

Northern Zone	11-12	12-13	13-14	14-15	15-16	16-17	17-18	18-19	19-20	20-21
100 Mile Nordic Ski Society	36	28	36	29	11	13	20	24	24	29
Bear Mountain Nordic	22	38	34	36	35	20	15	25	20	30
Bulkley Valley CC Ski Club	111	98	111	112	111	110	102	115	113	78
Caledonia Nordic Ski Club	200	242	252	224	231	204	172	148	116	121
Cariboo Ski Touring Club	50	67	89	61	60	38	44	59	36	40
Mackenzie Nordiques	27	27	20	13	15	7	7	9	14	9
Morice Mtn Nordic Ski Club	0	36	35	0	35	31	24	41	26	24
Nechako Nordics	52	57	52	37	31	32	33	44	40	67
Omineca Ski Club	65	65	53	60	44	44	47	53	34	31
Snow Valley Nordic Club	41	58	48	55	62	67	60	80	82	0
Whiskey Jack Ski Club	0	0	0	0	0	17	27	41	38	37
Williams Lake CC Ski Club	23	35	38	41	39	40	31	39	28	40
Total Participants	627	751	768	668	674	623	582	678	571	506
Total Clubs	10	11	11	10	11	12	12	12	12	11

Coast Zone	11-12	12-13	13-14	14-15	15-16	16-17	17-18	18-19	19-20	20-21
Hollyburn CC Ski Club	226	236	244	257	188	221	222	230	243	213
Sea to Sky Nordic Ski Club	42	56	61	91	105	117	103	100	109	96
Spud Valley Nordics	86	70	80	87	82	63	55	47	48	52
Strathcona Nordic Ski Club	120	127	128	106	71	124	115	127	130	138
Tetrahedron Outdoor Club	60	57	49	54	36	77	85	110	93	54
Whistler Nordic Ski Club	93	87	50	86	69	81	105	95	78	132
Total Participants	627	633	612	681	551	683	685	709	701	685
Total Clubs	6	6	6	6	6	6	6	6	6	6

Okanagan Zone	11-12	12-13	13-14	14-15	15-16	16-17	17-18	18-19	19-20	20-21
Larch Hills Nordic Society	147	172	175	197	147	217	209	181	180	171
Nickel Plate CC Ski Club	60	65	76	65	70	73	78	63	61	41
Overlander Ski Club	31	42	53	49	44	58	66	66	78	92
Revelstoke Nordic Ski Club	70	82	83	78	90	94	83	79	74	99
Skmana Ski Club	0	0	0	0	0	0	0	6	15	0
Sovereign Lake Nordic Club	120	108	117	97	111	122	120	135	116	125
Sun Peaks Nordic Club	0	17	24	29	26	24	24	26	27	33
Telemark Nordic Club	116	130	147	137	136	175	170	134	144	180
Wells Gray Outdoors Club	22	17	27	24	22	38	27	22	23	30
Total Participants	566	633	702	676	646	801	777	712	718	771
Total Clubs	7	8	8	8	8	8	8	9	9	8

Kootenay Zone	11-12	12-13	13-14	14-15	15-16	16-17	17-18	18-19	19-20	20-21
Black Jack CC Club	69	72	72	82	89	91	101	83	88	74
Fernie Nordic Society	51	72	86	66	68	63	80	92	74	0
Golden Nordic Ski Club	23	17	17	33	40	39	52	82	65	69
Kaslo Nordic Ski Club	5	23	32	49	0	37	21	22	26	56
Kimberley Nordic Ski Club	49	62	46	45	63	60	69	62	82	113
Nelson Nordic Ski Club	54	54	69	57	57	57	67	56	57	71
Phoenix CC Ski Club	0	0	0	0	0	0	0	0	0	6
Sunset Ridge Ski Society	0	0	0	0	0	10	7	0	0	0
Toby Creek Nordic Ski Club	40	46	52	66	65	58	57	53	56	76
Valhalla Hills Nordic Club	20	23	29	23	29	33	26	31	26	36
Total Participants	311	369	403	421	411	448	480	481	474	501
Total Clubs	8	8	8	8	7	9	9	8	8	8

Teck Regional Camp Program

DATE	COMMUNITY	HOST CLUB	CCBC COACH	F	M	TOTAL
May 1-3, 2020	Courtenay, BC	Strathcona	Andrea Stapff	CANCELLED		
Sept. 25-27, 2020	Courtenay, BC	Strathcona	Andrea Stapff	16	29	45
Sept. 26, 2020	Whistler, BC	Hollyburn	Jake Weaver	30	24	54
Dec. 6, 2020	Whistler, BC	Whistler	Maria Lundgren	CANCELLED		
Dec. 28-30, 2020	Courtenay, BC	Strathcona	Andrea Stapff	17	31	48
DATE	COMMUNITY	HOST CLUB	CCBC COACH	F	M	TOTAL
Sept. 25-27, 2020	Prince George, BC	Caledonia	Eric de Nys	16	16	32
Dec. 4-6, 2020	Smithers, BC	Bulkley Valley	Matt Smider	CANCELLED		
DATE	COMMUNITY	HOST CLUB	CCBC COACH	F	M	TOTAL
Sept. 25-27, 2020	Kimberley, BC	Kimberley	Graham Maclean	35	30	65
Nov. 27-29, 2020	Invermere, BC	Toby Creek	Graham Maclean	CANCELLED		
DATE	COMMUNITY	HOST CLUB	CCBC COACH	F	M	TOTAL
Sept. 11-13, 2020	Kelowna, BC	Telemark	Adam Elliot	23	27	50
Sept. 18-20, 2020	Revelstoke, BC	Revelstoke	Matt Smider	21	22	43
Nov. 21-22, 2020	Vernon, BC	Telemark	Adam Elliot	CANCELLED		
Nov. 28-29, 2020	Vernon, BC	Revelstoke	Matt Smider	CANCELLED		
TOTAL REGIONAL CAMP PARTICIPATION				158	179	337

Provincial Camp Schedule

CAMP	DATE	COMMUNITY	F	M	TOTAL
CCBC Summer Day Camp	June 20-21	Prince George	6	14	20
CCBC Summer Day Camp	June 27-28	Revelstoke	17	7	24
CCBC Summer Day Camp	July 6-7	Vernon/Kelowna	8	11	19
CCBC Summer Day Camp	July 11-12	Kimberley	9	4	13
CCBC Summer Day Camp	August 7-9	Prince George	3	13	16
CCBC BC Ski Team Camp	August 10-15	Whistler	8	9	17
CCBC BC Development Squad Camp	August 27-31	Whistler	13	10	23
CCBC BC Talent Squad Camp	September 2-5	Whistler	15	23	38
CCBC BC Ski Team Camp	September 15-20	Penticton	11	10	21
CCBC Fall Testing Camp	October 14-18	Whistler	16	21	37
CCBC Provincial Snow Camp	January 22-26	Kelowna	9	10	19
CCBC Provincial Spring Break Camp	March 19-25	Whistler	8	13	21
TOTAL PROVINCIAL CAMP PARTICIPATION			123	145	268

Canadian National Championship Aggregate Awards

2021 Haywood Nationals Individual Aggregates:

Place	YOB	Name	Club
CANCELLED – COVID-19			

Total Individual Medals at Canadian National Championships

YEAR	1ST	2ND	3RD	TOTAL MEDALS
1995	3	4	3	10
1996	1	6	2	9
1997	5	3	3	11
1998	2	4	1	7
1999	4	3	3	10
2000*	0	6	3	9
2001	1	4	3	8
2002	0	0	4	4
2003	2	1	3	6
2004	0	3	3	6
2005	1	1	1	3
2006	0	0	0	0
2007	0	3	2	5
2008	2	2	7	11
2009	2	9	1	12
2010	6	5	1	12
2011	6	5	1	12
2012	9	4	4	17
2013	8	4	4	16
2014	4	1	5	10
2015	9	6	7	22
2016	7	10	8	25
2017	9	3	9	21
2018	8	5	14	27
2019	5	6	7	18
2020	CANCELLED – COVID-19			
2021	CANCELLED – COVID-19			

* indicates the year Canadian Junior Championship changed to Canadian Championships

Total Individual Para-Nordic Medals at Canadian National Championships

Eastern Canadian Championships (designated by CCC as a Canadian National Para Championships)

YEAR	1ST	2ND	3RD	TOTAL MEDALS	# OF IND. MEDAL WINNERS
2006	4	1	0	5	3
2007	4	4	2	10	5
2008	3	7	4	14	5
2009	0	0	0	0	0
2010	0	0	0	0	0
2011	1	1	1	3	3
2012	0	0	0	0	0
2013	3	4	5	12	5
2014	0	0	0	0	0
2015	8	2	3	13	13
2016	8	1	0	9	9
2017	4	1	1	6	2
2018	1	1	3	5	2
2019	-	-	-	-	-
2020	CANCELLED – COVID-19				
2021	CANCELLED – COVID-19				

SKI S'KOOL Program

Number of students in the Ski S'Kool Program that fit the below criteria:

- ✓ A “Learn to Ski” program for elementary school age children (grades 1-7).
- ✓ The program is managed by a CCBC club and is delivered by “club” coaches.
- ✓ The program is held at the club facility or at the commercial (or other) facility used by the club to deliver its other programs.
- ✓ A minimum of 2 sessions per school per season

Name of CCBC Club	Community	School District	# of Student Visits
Kimberley Nordic Club	Kimberley	SD #6	290
Larch Hills Nordic Society	Salmon Arm	SD #83	910
Nelson Nordic Ski Club	Nelson	SD #8	1700
Strathcona Nordic Ski Club	Courtenay	SD #71, 72, 93	665
Toby Creek Nordic Ski Club	Invermere / Windermere	SD #6	485
Williams Lake Cross Country Ski Club	Williams Lake	SD #27	550
TOTAL			3,645

BC Team Nominations 2021-22

BC SKI TEAM

NAME	CLUB	NAME	CLUB
Aidan Hay	<i>Hollyburn Cross Country Ski Club</i>	Katie Weaver	<i>Hollyburn Cross Country Ski Club</i>
Alexandra Luxmoore	<i>Revelstoke Nordic Ski Club</i>	Lucas Sadesky	<i>Sovereign Lake Nordic Club</i>
Annika Richardson	<i>Hollyburn Cross Country Ski Club</i>	Marielle Ackermann	<i>Kimberley Nordic Ski Club</i>
Benita Peiffer	<i>Whistler Nordic Ski Club</i>	Marlie Molinaro	<i>Revelstoke Nordic Ski Club</i>
Beth Granstrom	<i>Revelstoke Nordic Ski Club</i>	Martin Williamson	<i>Caledonia Nordic Ski Club</i>
Elizabeth Elliott	<i>Revelstoke Nordic Ski Club</i>	Masha Stich	<i>Toby Creek Nordic Ski Club</i>
Elliot Wilson	<i>Revelstoke Nordic Ski Club</i>	Michael Murdoch	<i>Whistler Nordic Ski Club</i>
Emily Macleod	<i>Revelstoke Nordic Ski Club</i>	Molly Miller	<i>Black Jack Cross Country Ski Club</i>
Fred Albrechtson	<i>Nickel Plate Cross Country Ski Club</i>	Nathan Savage	<i>Kimberley Nordic Ski Club</i>
Garrett Siever	<i>Telemark Nordic Ski Club</i>	Quinn Morgan	<i>Kimberley Nordic Ski Club</i>
Gregory Baxter	<i>Bulkley Valley Cross Country Ski Club</i>	Quinn O'Shea	<i>Hollyburn Cross Country Ski Club</i>
Hannah Mehain	<i>Sovereign Lake Nordic Club</i>	Rémi Drolet	<i>Black Jack Cross Country Ski Club</i>
Hugo Henckel	<i>Strathcona Nordic Ski Club</i>	Samantha Vukadinovic	<i>Larch Hills Nordic Society</i>
Ian Mayer	<i>Telemark Nordic Ski Club</i>	Taschi Klaschka	<i>Sovereign Lake Nordic Club</i>
Jaclyn Elliott	<i>Revelstoke Nordic Ski Club</i>	Torin Andrews	<i>Sovereign Lake Nordic Club</i>
Jasmine Drolet	<i>Black Jack Cross Country Ski Club</i>	Tyson Green	<i>Caledonia Nordic Ski Club</i>
Joe Davies	<i>Whistler Nordic Ski Club</i>	Zara Bucher	<i>Larch Hills Nordic Society</i>

BC DEVELOPMENT SQUAD

NAME	CLUB	NAME	CLUB
Abbey Mclean	<i>Black Jack Cross Country Ski Club</i>	Joshua Fiala	<i>Caledonia Nordic Ski Club</i>
Adam Heale	<i>Black Jack Cross Country Ski Club</i>	Juliet Pulfrey	<i>Hollyburn Cross Country Ski Club</i>
Alessia Galvagno	<i>Telemark Nordic Club</i>	Lenni Stich	<i>Toby Creek Nordic Club</i>
Anna Chatterton	<i>Strathcona Nordic Ski Club</i>	Madelaine Galik	<i>Strathcona Nordic Ski Club</i>
Anika Wallin	<i>Williams Lake Cross Country Ski Club</i>	Madeleine Pollock	<i>Hollyburn Cross Country Ski Club</i>
Ava Wimbush	<i>Bulkley Valley Cross Country Ski Club</i>	Maeve Macleod	<i>Revelstoke Nordic Ski Club</i>
Breagh Bridge	<i>Telemark Nordic Club</i>	Marin Lowe	<i>Sea to Sky Nordics</i>
Caedmon Dunbar	<i>Bulkley Valley Cross Country Ski Club</i>	Mattias Moberg-Parker	<i>Hollyburn Cross Country Ski Club</i>
Carly Nickurak	<i>Toby Creek Nordic Club</i>	Maya Abraham	<i>Nelson Nordic Ski Club</i>
Carly Ram	<i>Strathcona Nordic Ski Club</i>	Meya Musseau	<i>Revelstoke Nordic Ski Club</i>
Chloe Williston	<i>Bulkley Valley Cross Country Ski Club</i>	Micah Jacob	<i>Revelstoke Nordic Ski Club</i>
Dustin Hay	<i>Hollyburn Cross Country Ski Club</i>	Moira Green	<i>Caledonia Nordic Ski Club</i>
Eamon Wilson	<i>Hollyburn Cross Country Ski Club</i>	Nathan Achtem	<i>Telemark Nordic Club</i>
Evan Edwards	<i>Telemark Nordic Club</i>	Nyssa Thomas	<i>Revelstoke Nordic Ski Club</i>
Evan Sadesky	<i>Sovereign Lake Nordic Club</i>	Odin Witso	<i>Caledonia Nordic Ski Club</i>
Finn Redman	<i>Telemark Nordic Club</i>	Raleigh Tarte	<i>Kimberley Nordic Club</i>
Francesco Morrone	<i>Revelstoke Nordic Ski Club</i>	Ruby Serrouya	<i>Revelstoke Nordic Ski Club</i>
Frankie Ayotte	<i>Larch Hills Nordic Society</i>	Ryan Goodwin	<i>Hollyburn Cross Country Ski Club</i>
Isabella Pighin	<i>Sovereign Lake Nordic Club</i>	Sadie Demars	<i>Kimberley Nordic Ski Club</i>
Isabelle Wilkie	<i>Larch Hills Nordic Society</i>	Sierra Pochay-McBain	<i>Revelstoke Nordic Ski Club</i>
Jacob Hepburn	<i>Larch Hills Nordic Society</i>	Sofie Steinruck	<i>Telemark Nordic Club</i>
Joe Kitamura	<i>Overlander Ski Club</i>	Taylor Parker	<i>Larch Hills Nordic Society</i>

**2020 - 21
YEAR END REPORT**



**CROSS COUNTRY BC
COACHING DEVELOPMENT**

Coaching Certification Statistics

NCCP Introduction to Community Coaching Workshops

	# of Participants	Male	Female
Online ICC Module	236	101	159
TOTALS:	260	101	159

	2015-2016	2016-2017	2017-2018	2018-2019	2019-2020	2020-2021
Total Workshops	17	24	21	online	online	online
Total Participants	150	209	191	191	160	260

NCCP Community Coaching Workshops

	Date	Location	Learning Facilitator	# of Participants	Male	Female
1	November 14-15	Vernon	Paul Shipley	11	3	8
2	November 28-29	Vancouver	Jamie Stirling	11	7	4
3	November 28-29	Vancouver	Jessica Heyes	10	6	4
4	November 28-29	Smithers	Lisa Perry	11	5	6
5	November 28-29	Revelstoke	Matt Smider	8	1	7
6	November 28-29	Rossland	Ann Quarterman	11	7	4
7	December 12-13	Sunshine Coast	Jessica Heyes	4	1	3
8	December 12-13	Salmon Arm	Donna Flatman	9	5	4
9	December 19-20	Vanderhoof	Wendy & Tony Fiala	10	2	8
10	December 19-20	Kimberley	Ann Quarterman & Tim Wintoniw	11	2	9
11	December 19-20	Kelowna	Paul Shipley	6	2	4
12	January 2-3	Courtenay	Andrea Stapff	19	9	10
13	January 2-3	Prince George	Tony & Wendy Fiala	12	6	6
14	January 9-10	Williams Lake	Graeme Moore	9	1	8
15	January 9-10	Golden	Morna Fraser & Graham Maclean	5	3	2
16	January 9-10	Whistler	Jessica Heyes & Maria Lundgren	15	7	8
17	January 9-10	Houston	Lisa Perry	5	0	5
18	January 16-17	Invermere	Darren Tamelin	5	1	4
19	January 30-31	Fort St. John	Graeme Moore	10	3	7
20	February 13-14	Kaslo	Ann Quarterman	7	1	6
TOTALS:				189	72	117

	2015-2016	2016-2017	2017-2018	2018-2019	2019-2020	2020-2021
Total Workshops	14	15	18	18	21	20
Total Participants	105	125	159	151	183	189

NCCP Community Coaching - AWAD Module

	2015-2016	2016-2017	2017-2018	2018-2019	2019-2020	2020-2021
Total Workshops	2	2	0	1	1	0
Total Participants	7	4	0	2	1	0

NCCP Competition Coaching Introduction - Learning to Train - Dryland

	Date	Location	Learning Facilitator	# of Participants	Male	Female
1	September 18-20	Kimberley	Paul Shipley	5	3	2
2	October 2-4	Kelowna	Paul Shipley	5	4	1
3	October 2-4	Smithers	Andrea Stapff	4	2	2
4	October 16-18	Salmon Arm	Paul Shipley	12	7	5
5	October 16-18	Vancouver	Jessica Heyes	9	7	2
6	October 30-Nov 1	Whistler	Jessica Heyes	8	4	4
TOTALS:				43	27	16

Year	2015-2016	2016-2017	2017-2018	2018-2019	2019-2020	2020-2021
Total Workshops	4	6	7	8	10	6
Total Participants	31	35	50	50	67	43

NCCP Competition Coaching Introduction - Learning to Train - On-Snow

	Date	Location	Learning Facilitator	# of Participants	Male	Female
1	December 19-20	Whistler	Maria Lundgren	5	2	3
2	December 19-20	Vancouver	Jamie Stirling	10	8	2
3	January 22-24	Salmon Arm	Maria Lundgren & Abbi May	12	8	4
4	February 20-21	Kelowna	Paul Shipley	6	4	2
5	March 5-7	Fort St. John	Andrea Stapff	10	4	6
TOTALS:				43	26	17

	2015-2016	2016-2017	2017-2018	2018-2019	2019-2020	2020-2021
Total Workshops	6	4	5	5	11	5
Total Participants	42	24	43	34	78	43

NCCP Competition Coaching Introduction - L2T Dryland - AWAD Module

	2015-2016	2016-2017	2017-2018	2018-2019	2019-2020	2020-2021
Total Workshops	0	1	0	0	0	0
Total Participants	0	1	0	0	0	0

NCCP Competition Coaching Introduction Advanced - Training to Train - Dryland

<i>Date</i>	<i>Location</i>	<i>Learning Facilitator</i>	<i># of Participants</i>	<i>Male</i>	<i>Female</i>		
1	September 11-13	Whistler	Maria Lundgren	11*	7	4	
			TOTALS:	11	7	4	
* - 2 from out of province							
		<i>2015-2016</i>	<i>2016-2017</i>	<i>2017-2018</i>	<i>2018-2019</i>	<i>2019-2020</i>	<i>2020-2021</i>
Total Workshops		1	1	1	2	3	1
Total Participants		9	15	12	21	21	11

NCCP Competition Coaching Introduction Advanced - Training to Train - On-Snow

	<i>2015-2016</i>	<i>2016-2017</i>	<i>2017-2018</i>	<i>2018-2019</i>	<i>2019-2020</i>	<i>2020-2021</i>
Total Workshops	1	1	1	2	2	0
Total Participants	9	10	9	13	17	0

Special Clinics and Seminars

<i>Date</i>	<i>Location</i>	<i>Workshop</i>	<i>LF's</i>	<i># of Participants</i>	<i>Male</i>	<i>Female</i>	
1	September 9-12	Whistler	L2C (Dryland)	Chris Manhard	5*	4	1
				TOTALS:	5	4	1
		<i>2015-2016</i>	<i>2016-2017</i>	<i>2017-2018</i>	<i>2018-2019</i>	<i>2019-2020</i>	<i>2020-2021</i>
Total Workshops		1	4	3	3	3	1
Total Participants		13	31	61	15	26	5

* - 1 from out of province


NCCP Learning Facilitator Clinics

	<i>Date</i>	<i>Location</i>	<i>Workshop</i>	<i>LF's</i>	<i># of BC Participants</i>	<i>Male</i>	<i>Female</i>
1	October 27, 2020	Virtual	Nordiq Canada CC LF Webinar	Chris Manhard Stephen Novosad	6	3	3
2	October 29, 2020	Virtual	Nordiq Canada L2T LF Webinar	Chris Manhard Stephen Novosad	5	1	4
TOTALS:					11	4	7
	<i>2015-2016</i>	<i>2016-2017</i>	<i>2017-2018</i>	<i>2018-2019</i>	<i>2019-2020</i>	<i>2020-2021</i>	
Total Clinics	1	3	0	1	2	2	
Total Participants	4	18	0	12	16	11	

Other: Out of Province NCCP training for BC Coaches

	<i>2015-2016</i>	<i>2016-2017</i>	<i>2017-2018</i>	<i>2018-2019</i>	<i>2019-2020</i>	<i>2020-2021</i>
Total Workshops	3	2	0	0	0	0
Total Participants	18	5	0	0	0	0

A total of 562 coaches participated in National Coaching Certification Program (NCCP) workshops in BC



Provincial & Regional Camp Program

(including Provincial Coaching Experience - PCE assignments)

Date	Camps	Location	Coaches	
May 28-31	BCTS Provincial Camp	Virtual - BC	Matt Smider	Andrea Stapff
			Chris Manhard	Maria Lundgren
			Jake Weaver	Brian May
June 20-21	CCBC Summer Day Camp	Prince George, BC	Adam Elliot	
June 27-28	CCBC Summer Day Camp BCST/BCDS/BCTS	Revelstoke, BC	Chris Manhard	Matt Smider
			Eric de Nys	
July 6-7	CCBC Summer Day Camp BCST/BCDS/BCTS	Vernon/Kelowna, BC	Chris Manhard	Eric de Nys
			Adam Elliot	
July 11-12	CCBC Summer Day Camp BCST/BCDS/BCTS	Kimberley, BC	Chris Manhard	
August 7-9	CCBC Summer Day Camp BCST/BCDS/BCTS	Prince George, BC	Graham Maclean	
August 10-15	CCBC BC Ski Team Camp	Whistler, BC	Chris Manhard	Maria Lundgren
			Adam Elliot	Amelie Cloutier (PCE)
August 27-31	CCBC BC Dev Squad Camp	Whistler, BC	Chris Manhard	Maria Lundgren
			Eric de Nys	Matt Smider
			Graham Maclean	
Sept 2-5	CCBC BC Talent Squad Fall Camp	Whistler, BC	Chris Manhard	Maria Lundgren
			Matt Smider	Andrea Stapff
			Adam Elliot	Brian May
			Helen Clugston (PCE)	Beverly Rooke (PCE)
			Alex McDonald (PCE)	
Sept 11-13	Teck Regional Fall Dryland Camp Okanagan Region	Kelowna, BC	Adam Elliot	Paul Shipley
			Chris Halldorson	Alex McDonald
			Annika Ackermann	Alison Campbell Urness
			Valentina Miller	Ben Achtem
			Deren Sentesy	Damian Pighin
			Lance Carroll	Rob Kitamura
Sept 15-20	CCBC BC Ski Team Fall Dryland Camp	Penticton, BC	Chris Manhard	Adam Elliot
			Eric de Nys	
Sept 18-20	Teck Regional Fall Dryland Camp Okanagan Region	Revelstoke, BC	Matt Smider	Rory Luxmoore
			Rob Kitamura	Maja Jacob
			Mandy Kellner	Marta Green
			Brendan MacIntosh	Robbie King
			Wallace Huston	
Sept 26	Teck Regional Fall Dryland Camp Coast Region	Whistler, BC	Jake Weaver	Maria Lundgren
			Dave Lumb	Greg Inkster
			Morna Fraser	Megan Sheffer
			Ian Lowe	Eric Goodwin
			Shera Clement	Annie Kvick
			Gwendal Castellan	Nick Harlton

Date	Camps	Location	Coaches	
Sept 26	Teck Regional Fall Dryland Camp Coast Region	Whistler, BC	Ron Wallace Naheed Henderson	Chris Hall
Sept 25-27	Teck Regional Fall Dryland Camp Coast Region - Island	Courtenay, BC	Andrea Stapff Kate Scallion Gavin MacPhail Michaela Jelen	Marika Galik Jim Bratrud Sophia Sauter Alison James
Sept 25-27	Teck Regional Dryland Camp Northern Region	Prince George, BC	Eric de Nys Tuppy Hoehn Will Cadell Ben Forsyth Graeme Moore Jeni Lee	Nicole Perrin Ali Cadell Zoe Dhillon Belinda Hanlon Umesh Parshotam Helene Fleury
Sept 25-27	Teck Regional Fall Dryland Camp Kootenay Region	Kimberley, BC	Frank Ackerman Michael Albert Michelle Wolfe Helen Clugston Kris Heale Dan Clarke John Shaw Colin Ferrie	Graham Maclean Greg Kilroy Maya MacIsaac-Jones Lara Banner Doris Hausleitner Ted Bigelow Craig Demars
Oct 15-18	CCBC BCST/BCDS Fall Camp	Whistler, BC	Chris Manhard Eric de Nys Graham Maclean Tony Fiala (PCE) Amelie Cloutier (PCE)	Maria Lundgren Adam Elliot Robyn Thomas (PCE) Eric Goodwin (PCE)
Dec 27-30	Teck Regional Snow Camp Coast Region - Island	Courtenay, BC	Andrea Stapff Marika Galik Alison James Sophia Sauter	Jim Bratrud Kate Scallion Michaela Jelen
Jan 22-26, 2021	CCBC Snow Camp (Targeted Athletes)	Kelowna, BC	Chris Manhard Eric de Nys Graham Maclean	Adam Elliot Matt Smider Nicole Perrin (PCE)
March 19-25	CCBC Spring Break Camp (Targeted Athletes)	Whistler, BC	Chris Manhard Adam Elliot Graham Maclean	Maria Lundgren Eric de Nys

Total Coaches for 2020-2021 Provincial & Regional Camps

137

**2020 - 21
YEAR END REPORT**

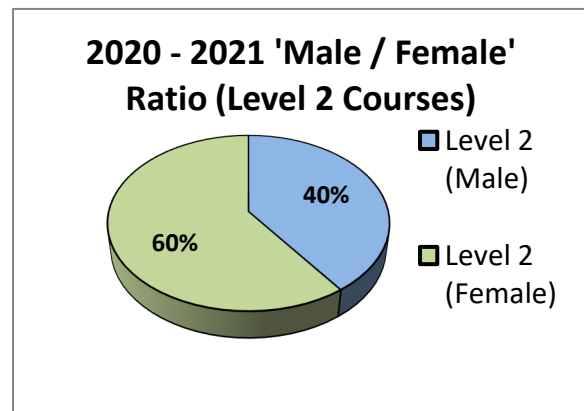
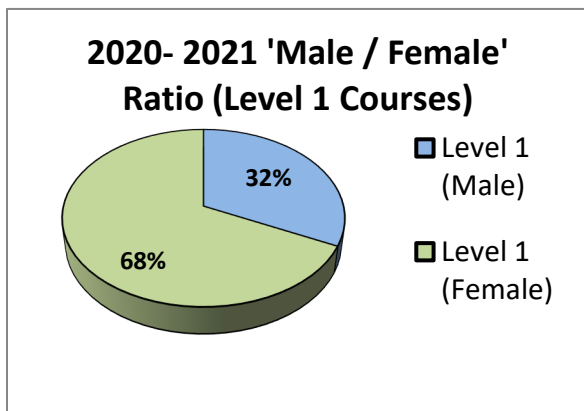


**CROSS COUNTRY BC
OFFICIALS DEVELOPMENT**

Officials Courses Details

2020-2021						
Officials Courses						
LEVEL	DATE		LOCATION	CONDUCTOR	M / F	TOTAL
Officials Level 1	November 7		Virtual	Dirk Rohde	5/7	12
Officials Level 1	November 28		Virtual	Nancy Flood	2/8	10
Online OL1					2/4	6
Officials Level 2	October 3-4		Whistler	Jacqui Richards	2/3	5
TOTAL					11/22	33

2020-2021 Officials Courses 'Male / Female' Ratio



Officials Certification Statistics (with six year comparison)

Officials Level 1 Courses

	<i>2015-2016</i>	<i>2016-2017</i>	<i>2017-2018</i>	<i>2018-2019</i>	<i>2019-2020</i>	<i>2020-2021</i>
Total Courses	3	3	6	4	5	2
Total Participants	21	19	51	49*	43*	28*

* Includes online OL1 participants

Officials Level 2 Courses

	<i>2015-2016</i>	<i>2016-2017</i>	<i>2017-2018</i>	<i>2018-2019</i>	<i>2019-2020</i>	<i>2020-2021</i>
Total Courses	1	2	1	1	2	1
Total Participants	7	11	5	6	16	5

Officials Level 3 Courses

	<i>2015-2016</i>	<i>2016-2017</i>	<i>2017-2018</i>	<i>2018-2019</i>	<i>2019-2020</i>	<i>2020-2021</i>
Total Courses	0	1	1	0	0	0
Total Participants	0	3	1	0	0	0

Officials TD Course and Special Seminars

	<i>2015-2016</i>	<i>2016-2017</i>	<i>2017-2018</i>	<i>2018-2019</i>	<i>2019-2020</i>	<i>2020-2021</i>
Total Courses	0	0	1	0	0	0
Total Participants	0	0	21	0	0	0

NC Officials Certification Program

This program consists of five steps from entry level through to international level. It includes technical delegate, event management and course conductor training as well as standard training for officials.

Level 1

An eight-hour course that provides an overview of what a cross country ski competition is all about. The focus is on the duties of minor officials for both 'Olympic' style (interval start, mass start, pursuit start, individual sprint, team sprint and relay) and 'Loppet' style (mass participation) competitions.

Course fee for CCBC members: \$85.00

Course fee for non-members: \$160.00

Level 2

A 16 hour course that prepares officials for leadership roles on a competition committee at club, provincial and most national level races, including the BC Cup Series, BC Winter Games and loppets. The course covers all official race formats, rules and regulations, rule interpretation, electronic timing, all aspects of the results system and volunteer management.

Course fee for CCBC members: \$100.00

Course fee for non-members: \$200.00

Level 3

This is a 3.5 day course. It is designed to prepare an official to (1) effectively structure, staff and manage a competition committee at provincial through national level competitions, (2) perform any 'major' official role at the National Championship level, (3) perform the role of a provincial Technical Delegate at a provincial and national level races and (4) have a good understanding of CCC/FIS rules.

Please note the requirements for participation in Officials Certification Courses - levels 1 & 2. Course pre-requisites will be strictly enforced. For more information about course pre-requisites visit the CCBC website at: <http://www.crosscountrybc.ca/officials-development>

ZONE4 CLINICS

ZONE4 is Cross Country BC's official race management software. All nationally and provincially sanctioned competitions held in BC - BC Cup Series, BC Sprint Championships, Nor Ams / Continental Cups and National Championships - produce standardized results through the use of this program.

2020 - 21
YEAR END REPORT



CROSS COUNTRY BC
COMPETITIONS

TECK BC Cup Series Aggregate Awards

NO AWARDS DUE TO SERIES BEING CANCELLED

U10 GIRLS - 1	2012		U10 BOYS - 1	2012	
U10 GIRLS - 2	2011		U10 BOYS - 2	2011	
U12 GIRLS - 1	2010		U12 BOYS - 1	2010	
U12 GIRLS - 2	2009		U12 BOYS - 2	2009	
U14 GIRLS - 1	2008		U14 BOYS - 1	2008	
U14 GIRLS - 2	2007		U14 BOYS - 2	2007	
U16 GIRLS - 1	2006		U16 BOYS - 1	2006	
U16 GIRLS - 2	2005		U16 BOYS - 2	2005	
U18 GIRLS - 1	2004		U18 BOYS - 1	2004	
U18 GIRLS - 2	2003		U18 BOYS - 2	2003	
U20 WOMEN	2001-2002		U20 MEN	2001-2002	
U23 WOMEN	1998-2000		U23 MEN	1998-2000	
SENIOR WOMEN	1991-1997		SENIOR MEN	1991-1997	
MASTER WOMEN	30-39 yrs.		MASTER MEN	30-39 yrs.	
MASTER WOMEN	40-49 yrs.		MASTER MEN	40-49 yrs.	
MASTER WOMEN	50-59 yrs.		MASTER MEN	50-59 yrs.	
MASTER WOMEN	60-69 yrs.		MASTER MEN	60-69 yrs.	
COLLEGE/ UNIVERSITY WOMEN			COLLEGE/ UNIVERSITY MEN		

TECK BC Championship Club Trophy

The BC Championship Club Trophy recognizes the achievements of club teams.
Point totals are as follows:

NO POINTS CALCULATED DUE TO SERIES BEING CANCELLED

Team	Points	Rank
		1
		2
		3
		4
		5
		6
		7
		8
		9
		10

Number of clubs that accumulated points at the BC Championships:

2020-21	0
2019-20	17
2018-19	16
2017-18	16
2016-17	15
2015-16	18
2014-15	15
2013-14	14

TECK Track Attack Championships

The Teck BC Track Attack Championships Club Trophy recognizes the achievements of club teams.
Point totals for 2020-21 are as follows:

NO AWARDS DUE TO CHAMPIONSHIPS BEING CANCELLED

Team	Points	Rank
		1
		2
		3
		4
		5
		6
		7
		8
		9
		10

Best Technique Awards

Skate	Classic
N/A	N/A

RACING ROCKS!

BC Club Participation in Racing Rocks!	
CANCELLED DUE TO COVID	
TOTAL	

NC Licenses

NC License Holders by Club										
Club	11-12	12-13	13-14	14-15	15-16	16-17	17-18	18-19	19-20	20-21
100 Mile Nordic Ski Society	2	3	1	1	1	0	0	0	1	0
Arrow Lakes CC Ski Club	0	0	0	0	0	0	0	0	0	0
Black Jack CC Ski Club	13	12	10	10	12	23	29	28	24	26
Bulkley Valley CC Ski Club	6	7	6	8	14	10	15	15	16	11
Caledonia Nordic Ski Club	10	9	11	7	14	12	15	12	15	12
Fernie Nordic Society	0	0	0	0	0	0	0	3	4	1
Golden Nordic Ski Club	1	0	0	0	3	6	0	0	1	0
Hollyburn CC Ski Club	17	27	27	30	21	22	24	31	37	29
Kimberley Nordic Ski Club	5	6	4	5	6	6	7	8	8	5
Larch Hill Nordic Society	17	21	18	16	36	44	40	49	59	17
Nechako Nordics Ski Club	1	2	2	2	0	0	0	0	0	0
Nelson Nordic Ski Club	2	1	0	0	0	7	7	0	3	1
Nickel Plate CC Ski Club	0	1	0	0	3	4	1	3	6	1
Nordic Racers Ski Club	1	9	6	5	3	3	3	7	3	0
Omineca Ski Club	0	0	0	0	1	0	0	0	0	0
Overlander Ski Club	5	8	9	9	5	3	7	7	11	4
Revelstoke Nordic Ski Club	11	7	5	9	16	20	23	24	30	13
Sea to Sky Nordic Ski Club	0	0	0	0	1	0	1	1	1	1
Snow Valley Nordic Ski Club	0	0	0	0	0	0	0	0	0	0
Sovereign Lake Nordic Club	8	11	10	17	20	18	17	21	36	12
Spud Valley Nordic Ass'n	0	0	2	3	1	2	1	0	0	0
Strathcona Nordic Ski Club	12	20	9	11	21	20	20	22	15	9
Sun Peaks Nordic Club	0	0	0	0	1	0	0	0	0	0
Telemark Nordic Club	10	13	8	12	23	21	35	35	37	10
Toby Creek Nordic Ski Club	0	0	0	0	0	0	0	0	1	7
Valhalla Hills Nordic Ski Club	1	0	0	0	0	0	0	0	1	1
UBC Nordic Ski Club	7	6	0	6	0	1	1	0	0	0
Whistler Nordic Ski Club	8	11	10	7	4	6	6	6	3	3
Williams Lake Nordic Ski Club	0	0	0	0	1	1	1	2	3	3
Total	137	174	138	158	207	229	253	282	322	166

NC License Holders by Province													
Division	08-09	09-10	10-11	11-12	12-13	13-14	14-15	15-16	16-17	17-18	18-19	19-20	20-21
AB	150	140	184	172	190	189	171	251	278	268	245	241	92
BC	142	136	155	137	174	141	158	207	229	252	282	322	166
MB	16	22	22	20	23	25	31	23	22	22	32	24	5
NB	6	11	14	13	6	12	18	26	28	30	31	17	14
NL	15	24	19	16	18	29	21	21	22	14	17	17	1
NS	1	8	14	10	10	10	11	6	8	9	13	9	3
NT	11	18	12	10	10	16	16	22	20	18	12	7	2
ON	285	260	298	299	312	287	285	316	351	402	427	442	188
PE	0	0	0	0	0	0	0	0	0	0	0	0	0
QC	210	194	189	224	207	206	237	276	283	306	390	403	171
SK	13	13	21	20	22	25	23	24	28	26	34	21	4
YT	20	36	23	22	23	21	23	45	23	24	37	34	6
Total	869	862	951	943	995	961	994	1217	1292	1371	1520	1537	566

Participants in Competitions

ALL COMPETITIONS CANCELLED DUE TO COVID-19

CROSS COUNTRY BC					
Date	Event	Location	Day #	Olympic	Loppet
Dec 19-20	Teck Kootenay Cup #1 & 2	Rossland		0	
Dec 20	Teck Coast Cup #1	Callaghan Valley		0	
Jan 02	Teck Northern Cup #1	Smithers		0	
Jan 03	Teck Northern Cup #2	Prince George		0	
Jan 03	Teck Coast Cup #2	Callaghan Valley		0	
Jan 16	Reino Keski-Salmi Loppet	Salmon Arm			0
Jan 16-17	Teck Kootenay Cup #3 & 4	Nelson		0	
Jan 23	Snow Valley Open	Kitimat			0
Jan 30-31	Teck Coast Cup #3 & 4	Mt Washington		0	
Jan 30-31	Teck Kootenay Cup #5 & 6	Invermere		0	
Jan 30-31	Nipika/Toby Creek Loppet	Invermere			0
Jan 31	Teck Northern Cup #3	Burns Lake		0	
Feb 06	Jess4Kids Relay	Vernon		0	
Feb 06-07	Teck Track Attack Championships	Salmon Arm		0	
Feb 06-07	Huckleberry Loppet	Golden			0
Feb 07	Sunshine Coast Loppet	Gibson			0
Feb 07	Spud Valley Loppet	Pemberton			0
Feb 14	Morice Mountain Challenge	Houston			0
Feb 20	Moose Marathon	Kitimat			0
Feb 20	Teck Northern Cup #4	100 Mile House		0	
Feb 20	Teck Coast Cup #5	Callaghan Valley		0	
Feb 20	Black Jack Loppet	Rossland			0
Feb 20-21	Teck Okanagan Cup #1 & 2	Revelstoke		0	
Feb 20-21	Teck Kootenay Cup #7 & 8	Kimberley		0	
Feb 21	Teck Northern Cup #5	Smithers		0	
Feb 21	Snowshoe Hare Loppet	Fort St John			0

CROSS COUNTRY BC

Feb 21	Teck Coast Cup #1	Callaghan Valley		0	
Feb 21	Snow Fun 50	Vernon			0
Feb 27-28	BC Cup #1 – BC Cup Series	Kimberley		0	
Mar 06	Teck Northern Cup #6	Vanderhoof		0	
Mar 06	Coast Outdoors P'ayakentsut	Callaghan Valley			0
Mar 06	Teck Okanagan Cup #3	Kelowna		0	
Mar 07	Kelowna Apple Loppet	Kelowna			0
Mar 07	Wetzin'kwa Loppet	Smithers			0
Mar 13	Best In Snow Loppet	Vernon			0
Mar 13	Omineca Loppet	Burns Lake			0
Mar 13-14	Teck BC Cup #2 – BC Cup Series	Rossland		0	
Mar 14	Sun Peaks Loppet	Sun Peaks			0
Mar 14	Spirit of the Rivers Loppet	Prince George			0
Mar 14	Blackwall Bash	Manning Park			0
Mar 14	Cascade Cup Loppet	Manning Park			0
Mar 20-22	Teck BC Championships	Whistler		0	
Mar 20	Mt Washington Loppet	Mt Washington			0
			TOTALS	0	0

Previous Years Statistics		
2019/20	6033	2116
2018/19	6542	3055
2017/18	6889	2762
2016/17	6586	2695
2015/16	6532	2633
2014/15	6144	2027
2013/14	6031	3050
2012/13	6196	2109
2011/12	5895	2706
2010/11	5382	2081
2009/10	4566	2595
2008/09	7040	2355
2007/08	5711	2339
2006/07	4593	2074
2005/06	4516	731
2004/05	3758	2805
2003/04	3959	2166
2002/03	4573	3278
2001/02	4077	3115
2000/01	3633	2917
1999/00	4428	2764

**2020 - 21
YEAR END REPORT**



**CROSS COUNTRY BC
FINANCIALS**

CROSS COUNTRY BC

Projected Financial Statement 2020-21

Revenues

Grants & Support	
Provincial viaSport Contribution	299,229
Provincial viaSport Canadian Heritage	74,025
Community Gaming	68,500
Other	15,450
Programs	
Athlete Development	101,578
Coaching Development	35,886
Officials Development	1,800
Fundraising	
Sponsorship and Marketing	133,473
Donations	8,921
Membership Fees	245,045
Miscellaneous	10,310
	994,217
Total Revenues	994,217

Expenses

Programs	
Athlete Development	432,245
Coaching Development	35,390
Officials Development	1,821
Club Development	59,291
Sport Promotion	23,196
Administration	
Staff & Contractors	234,520
Office	32,984
	819,447
Total Expenses	819,447

Excess of revenues over expenses	174,770
----------------------------------	---------

CROSS COUNTRY BC

Budget 2021-22

Revenues

Grants & Support		
viaSport Contribution		299,000
Community Gaming		78,500
Other		14,000
Programs		
Athlete Development		230,000
Coaching Development		45,500
Officials Development		5,000
Fundraising		
Sponsorship and Marketing		134,000
Donations		5,000
Membership Fees		208,000
Other		1,500
	Total Revenues	1,020,500

Expenses

Programs		
Athlete Development		605,500
Coaching Development		57,500
Officials Development		5,500
Club Development		79,500
Sport Promotion		30,500
Administration		
Staff & Contractors		232,500
Office & Division		39,500
	Total Expenses	1,050,500
Excess of revenues over expenses		-30,000

Baker Tilly Audit Report (numbered separately)

CROSS COUNTRY BC

Vernon, BC

FINANCIAL STATEMENTS

March 31, 2021

INDEPENDENT AUDITOR'S REPORT

To the Members of Cross Country BC:

Report on the Audit of the Financial Statements

Opinion

We have audited the financial statements of Cross Country BC (the "Association"), which comprise the statement of financial position as at March 31, 2021, and the statement of operations, statement of changes in net assets and statement of cash flows for the year then ended, and notes to the financial statements, including a summary of significant accounting policies.

In our opinion, the accompanying financial statements present fairly, in all material respects, the financial position of the Association as at March 31, 2021, and its results of operations and its cash flows for the year then ended in accordance with Canadian accounting standards for not-for-profit organizations.

Basis for Opinion

We conducted our audit in accordance with Canadian generally accepted auditing standards. Our responsibilities under those standards are further described in the Auditor's Responsibilities for the Audit of the Financial Statements section of our report. We are independent of the Association in accordance with the ethical requirements that are relevant to our audit of the financial statements in Canada, and we have fulfilled our other ethical responsibilities in accordance with these requirements. We believe that the audit evidence we have obtained is sufficient and appropriate to provide a basis for our opinion.

Responsibilities of Management and Those Charged with Governance for the Financial Statements

Management is responsible for the preparation and fair presentation of the financial statements in accordance with Canadian accounting standards for not-for-profit organizations, and for such internal control as management determines is necessary to enable the preparation of financial statements that are free from material misstatement, whether due to fraud or error.

In preparing the financial statements, management is responsible for assessing the Association's ability to continue as a going concern, disclosing, as applicable, matters related to going concern and using the going concern basis of accounting unless management either intends to liquidate the Association or to cease operations, or has no realistic alternative but to do so.

Those charged with governance are responsible for overseeing the Association's financial reporting process.

Auditor's Responsibilities for the Audit of the Financial Statements

Our objectives are to obtain reasonable assurance about whether the financial statements as a whole are free from material misstatement, whether due to fraud or error, and to issue an auditor's report that includes our opinion. Reasonable assurance is a high level of assurance, but is not a guarantee that an audit conducted in accordance with Canadian generally accepted auditing standards will always detect a material misstatement when it exists. Misstatements can arise from fraud or error and are considered material if, individually or in the aggregate, they could reasonably be expected to influence the economic decisions of users taken on the basis of these financial statements. As part of an audit in accordance with Canadian generally accepted auditing standards, we exercise professional judgment and maintain professional skepticism throughout the audit. We also:

- ♦ Identify and assess the risks of material misstatement of the financial statements, whether due to fraud or error, design and perform audit procedures responsive to those risks, and obtain audit evidence that is sufficient and appropriate to provide a basis for our opinion. The risk of not detecting a material misstatement resulting from fraud is higher than for one resulting from error, as fraud may involve collusion, forgery, intentional omissions, misrepresentations, or the override of internal control.
- ♦ Obtain an understanding of internal control relevant to the audit in order to design audit procedures that are appropriate in the circumstances, but not for the purpose of expressing an opinion on the effectiveness of the Association's internal control.
- ♦ Evaluate the appropriateness of accounting policies used and the reasonableness of accounting estimates and related disclosures made by management.
- ♦ Conclude on the appropriateness of management's use of the going concern basis of accounting and, based on the audit evidence obtained, whether a material uncertainty exists related to events or conditions that may cast significant doubt on the Association's ability to continue as a going concern. If we conclude that a material uncertainty exists, we are required to draw attention in our auditor's report to the related disclosures in the financial statements or, if such disclosures are inadequate, to modify our opinion. Our conclusions are based on the audit evidence obtained up to the date of our auditor's report. However, future events or conditions may cause the Association to cease to continue as a going concern.
- ♦ Evaluate the overall presentation, structure and content of the financial statements, including the disclosures, and whether the financial statements represent the underlying transactions and events in a manner that achieves fair presentation.

We communicate with those charged with governance regarding, among other matters, the planned scope and timing of the audit and significant audit findings, including any significant deficiencies in internal control that we identify during our audit.

Report on Other Legal and Regulatory Requirements

As required by the *Societies Act* (British Columbia), we report that, in our opinion, the accounting principles in Canadian accounting standards for not-for-profit organizations have been applied on a basis consistent with that of the preceding year.

CHARTERED PROFESSIONAL ACCOUNTANTS

Vancouver, B.C.
July 29, 2021

CROSS COUNTRY BC

STATEMENT OF OPERATIONS

For the year ended March 31, 2021

	2021	2020
	\$	\$
Revenues		
Grants - viaSport	373,254	326,229
Memberships	246,053	167,610
Programs	142,411	323,742
Sports development sponsorships	138,443	129,035
Community gaming grants	68,500	68,500
Marketing	10,480	16,100
Other (Note 9)	10,310	3,845
Donations	8,921	6,217
	<u>998,372</u>	<u>1,041,278</u>
Expenditures		
Administration	176,481	191,083
Amortization	2,152	3,263
Athlete development	477,323	637,521
Club development	59,291	73,348
Coaching development	86,435	102,883
Officials development	1,821	3,609
Sports promotion	23,196	25,410
	<u>826,699</u>	<u>1,037,117</u>
Excess of revenues over expenditures before other items	<u>171,673</u>	<u>4,161</u>
Other income (expense)		
Gain on sale of property and equipment	-	1,769
Writedown of prepaid expenditures	-	(24,520)
	-	<u>(22,751)</u>
Excess (deficiency) of revenues over expenditures	<u>171,673</u>	<u>(18,590)</u>

The accompanying notes are an integral part of these financial statements.

CROSS COUNTRY BC

STATEMENT OF CHANGES IN NET ASSETS

For the year ended March 31, 2021

	Total 2021 \$	Total 2020 \$
Balance, beginning	234,900	253,490
<u>Excess (deficiency) of revenues over expenditures</u>	171,673	(18,590)
Balance, ending	406,573	234,900

The accompanying notes are an integral part of these financial statements.

CROSS COUNTRY BC


STATEMENT OF FINANCIAL POSITION

March 31, 2021

	2021	2020
	\$	\$
Assets		
Current		
Cash	48,274	33,581
Short term investment (Note 2)	400,000	203,800
Accounts receivable	7,607	23,707
Prepaid expenditures	-	213
Restricted cash (Note 3)	544	544
	456,425	261,845
Property and equipment (Note 4)	6,458	8,610
	462,883	270,455
Liabilities		
Current		
Payables and accruals	49,852	26,945
Deferred property and equipment funding	6,458	8,610
	56,310	35,555
Net Assets - Unrestricted	406,573	234,900
	462,883	270,455

Commitments (Note 8)
Impact of COVID-19 (Note 9)

Approved by the Board:



CROSS COUNTRY BC

STATEMENT OF CASH FLOWS

For the year ended March 31, 2021

	2021	2020
	\$	\$
Cash flows related to operating activities		
Excess (deficiency) of revenues over expenditures	171,673	(18,590)
Adjustments for items which do not affect cash:		
Amortization	2,152	3,263
Amortization of deferred property and equipment funding	(2,152)	(2,869)
Gain on sale of property and equipment	-	(1,769)
Writedown of prepaid expenditures	-	24,520
	171,673	4,555
Changes in non-cash working capital:		
Accounts receivable	16,100	(11,815)
Prepaid expenditures	213	10,727
Payables and accruals	22,907	(16,458)
	210,893	(12,991)
Cash flows related to investing activities		
Proceeds on disposal of property and equipment	-	4,299
Purchase of short-term investment	(400,000)	(203,800)
Redemption of short-term investment	203,800	200,000
	(196,200)	499
Net increase (decrease) in cash	14,693	(12,492)
Cash, beginning	34,125	46,617
Cash, ending	48,818	34,125
Cash consists of:		
Cash	48,274	33,581
Restricted cash	544	544
	48,818	34,125

The accompanying notes are an integral part of these financial statements.

CROSS COUNTRY BC

NOTES TO THE FINANCIAL STATEMENTS

For the year ended March 31, 2021

Cross Country BC (the "Association") is a not-for-profit organization incorporated under the Societies Act of British Columbia and accordingly is exempt from income tax under provisions of the Income Tax Act provided certain requirements of the Income Tax Act are met. It is not a registered charity that can issue tax receipts. Its purpose is to provide provincial programming for the continuous development of cross-country skiing programs, recreational through to competitive, to a broad cross section of the community.

1. Significant accounting policies

These financial statements have been prepared in accordance with Canadian accounting standards for not-for-profit organizations and include the following significant accounting policies:

Short-term investments

Short-term investments consist of investments in money market or other short-term instruments with a maturity of more than 90 days and less than one year.

Property and equipment

Property and equipment are carried at cost less accumulated amortization. Amortization is calculated annually as follows:

Timing equipment	25%
------------------	-----

Contributed property and equipment are recorded at fair values at the date of the contribution.

When property and equipment no longer has any long-term service potential to the Association, the excess of its net carrying amount over any residual value is recognized as an other expense in the statement of operations. Write-downs are not reversed.

Revenue recognition

The Association follows the deferral method of accounting for contributions, which include donations and government grants. Revenue is recorded when received or receivable if the amount to be received can be reasonably estimated and collection is reasonably assured. Government grants approved but not received at the end of an accounting period are accrued. Restricted contributions are recognized in revenue in the period in which the expenses relating to the project are incurred.

Restricted contributions received for the acquisition of property and equipment are deferred and amortized to revenue on the same basis that the related property and equipment are amortized.

Revenue from memberships and programs are recognized when the services are provided or the goods are sold. Sponsorships, marketing and other revenue are recognized when the services or goods are provided.

Government funding for operating expenses under the Government of Canada's COVID-19 response programs is recorded as other revenue when the assistance is receivable.

CROSS COUNTRY BC

NOTES TO THE FINANCIAL STATEMENTS

For the year ended March 31, 2021

1. Significant accounting policies (continued)

Financial instruments

Measurement of financial instruments

The Association measures its financial assets and financial liabilities at fair value at the acquisition date, except for financial assets and financial liabilities acquired in related party transactions. Transaction costs related to the acquisition of financial instruments subsequently measured at fair value are recognized in excess (deficiency) of revenues over expenditures when incurred. The carrying amounts of financial instruments not subsequently measured at fair value are adjusted by the amount of transaction costs directly attributable to the acquisition of the instrument.

The Association subsequently measures all of its financial assets and financial liabilities at amortized cost.

Impairment

Financial assets measured at amortized cost are assessed for indications of impairment at the end of each reporting period. If impairment is identified, the amount of the write-down is recognized as an impairment loss in excess (deficiency) of revenues over expenditures. Previously recognized impairment losses are reversed when the extent of the impairment decreases, provided that the adjusted carrying amount is no greater than the amount that would have been reported at the date of the reversal had the impairment not been recognized previously. The amount of the reversal is recognized in excess (deficiency) of revenues over expenditures.

Contributed materials and services

Contributed materials and services are not recognized in the financial statements unless they are substantial, a fair value can be reasonably estimated and the materials and services are used in the normal course of operations and would otherwise have been purchased. No contributed materials and services were recognized in the years ending 2021 and 2020.

Use of estimates

The preparation of financial statements in conformity with Canadian accounting standards for not-for-profit organizations requires management to make estimates and assumptions that affect the reported amounts of assets and liabilities at the date of the financial statements and the reported amounts of revenues, expenditures, other income and other expenses during the reporting period.

CROSS COUNTRY BC

NOTES TO THE FINANCIAL STATEMENTS

For the year ended March 31, 2021

2. Short term investment

	2021	2020
	\$	\$
Guaranteed Investment Certificates	<u>400,000</u>	<u>203,800</u>

The Guaranteed Investment Certificates are held with the Royal Bank of Canada, earn interest at 0.4% (2020: 1.75%) per annum and mature in March, 2022 (2020: February, 2021).

3. Restricted cash

Revenue earned from the Community Gaming Grant is used to purchase goods and services required to provide the various programs offered by the Association during the year.

Funds held in the Association's gaming account are restricted for these future programs, and have therefore been classified as restricted cash. The balance in this account at March 31, 2021 is \$544 (2020: \$544).

4. Property and equipment

	Cost	Accumulated amortization	2021 Net carrying amount	2020 Net carrying amount
	\$	\$	\$	\$
Timing equipment	<u>15,972</u>	<u>9,514</u>	<u>6,458</u>	<u>8,610</u>

CROSS COUNTRY BC

NOTES TO THE FINANCIAL STATEMENTS

For the year ended March 31, 2021

5. Financial instruments

Items that meet the definition of a financial instrument include cash, restricted cash, short-term investment, accounts receivable and payables and accruals.

It is management's opinion that the Association is not exposed to significant market risk arising from these financial instruments.

The following is a summary of the significant financial instrument risks:

Credit risk

Credit risk is the risk that one party to a financial instrument will cause a financial loss for the other party by failing to discharge an obligation. The Association is exposed to credit risk in connection with its accounts receivable.

Liquidity risk

Liquidity risk is the risk that an entity will encounter difficulty in meeting obligations associated with its financial liabilities. The Association is exposed to liquidity risk arising primarily from its payables and accruals.

6. Economic dependence

A significant portion of the Association's revenues are derived from direct and indirect funding from the Province of British Columbia. In 2021, these revenues represented 44% (2020: 38%) of total revenues.

7. Remuneration of employees, contractors and directors

The Societies Act of British Columbia requires the Association to disclose the remuneration paid to employees and contractors whose remuneration during the year was at least \$75,000 and all remuneration paid to directors.

For the fiscal year ended 2021, included in expenditures is a total of \$82,800 paid to one employee (2020: none).

No directors of the Association were remunerated for the fiscal year ending 2021 (2020: none).

CROSS COUNTRY BC

NOTES TO THE FINANCIAL STATEMENTS

For the year ended March 31, 2021

8. Commitments

The Association leases a vehicle, equipment and premises under lease agreements with varying lease terms. Minimum lease payments are as follows:

	\$
2022	18,570
2023	15,333
2024	8,250
2025	<u>1,375</u>
	<u>43,528</u>

9. Impact of COVID-19

On March 11, 2020, the World Health Organization categorized COVID-19 as a pandemic. The economic effects within the Association's environment and in the global markets, disruption in supply chains, and measures introduced at various levels of government to curtail the spread of the virus (such as travel restrictions, closures of non-essential municipal and private operations, imposition of quarantines and social distancing) could have a material impact on the Association's future operations and financial results.

The Association cannot estimate the length and gravity of the COVID-19 pandemic. The Association is continually monitoring and assessing new information and recommendations from health and government authorities as it becomes available, and will continue to respond accordingly.

During the year, certain events were cancelled or postponed due to the pandemic which resulted in a decrease in program revenue. The Association was entitled to a reduction in its payroll remittances under the Temporary Wage Subsidy ("TWS") program, which was a three-month program between March 2020 and June 2020. The subsidy under the TWS program was up to \$25,000 per employer. For the year ended March 31, 2021, TWS of \$6,744 (2020: \$NIL) was recognized as other revenue. At July 29, 2021, there were no unfulfilled conditions nor outstanding contingencies with respect to TWS.

As of the date of the approval of the financial statements on July 29, 2021, the Association is continuing to operate its programs but measures enforced by the government may result in the cancellation of future events. While this presents uncertainty over future revenues, management expects the Association will have adequate cash flow to fund its operations during this crisis through existing revenue sources that have confirmed their funding intentions and tight controls over operating expenses.



We acknowledge the financial support of the Province of British Columbia.