



Cross Country BC

**Club Development Workshop
And
Annual General Meeting
On-Line
Saturday, May 9, 2020
@ 9:00 AM**

CCBC CLUB DEVELOPMENT WORKSHOP / AGM

Table of Contents

ANNUAL GENERAL MEETING	3
Minutes of the Annual General Meeting.....	4
CLUB DEVELOPMENT	7
Membership Report.....	9
ATHLETE DEVELOPMENT.....	11
Skill Development Program Overview	12
Participant Numbers by Zone	13
Teck Regional Camp Program	14
Provincial Trip Schedule.....	15
Provincial Camp Schedule	15
Canadian National Championship Aggregate Awards	16
Total Individual Medals at Canadian National Championships.....	17
Total Individual Para-Nordic Medals at Canadian National Championships.....	18
SKI S'KOOL Program.....	19
BC Team Nominations 2020-21	21
COACHING DEVELOPMENT.....	22
Coaching Certification Statistics	23
Provincial & Regional Camp Program	27
OFFICIALS DEVELOPMENT.....	30
Officials Technical Delegates / Advisors Statistics.....	31
Officials Courses Details	32
Officials Certification Statistics (with six year comparison).....	33
NC Officials Certification Program	34
COMPETITIONS.....	35
TECK BC Cup Series Aggregate Awards	36
TECK BC Championship Club Trophy.....	38
TECK BC Midget Championships.....	39
Best Technique Awards.....	39
RACING ROCKS!.....	39
NC Licenses.....	40
Participation in Competitions	41
FINANCIALS.....	44
Projected Financial Statement 2019-20.....	45
Budget 2020-21.....	46
Baker Tilly Audit Report (numbered separately)	47



Cross Country BC

ANNUAL GENERAL MEETING

Notice is hereby given of the

Annual General Meeting

of Cross Country BC

to be held via Conference Call

Saturday, May 9, 2020

The meeting will commence at 11:00 AM



Cross Country BC

Minutes of the Annual General Meeting

Virtual, May 9, 2020

The meeting was brought to order at 11:03am. The following were present:

Andrea Stapff	Strathcona Nordic, CCBC Board
Angela LeFebvre	Caledonia Nordic
Ashley Pendree	Arrow Lakes XC
Barry Allen	Telemark Nordic, CCBC Board
Ben Forsyth	Bulkley Valley XC
Brent Hobbs	Telemark Nordic
Brian Kennelly	Cariboo Ski Touring
Bridget Daughney	Revelstoke Nordic
Cam Gillies	Toby Creek Nordic
Cherielle Goad	CCBC Athlete Dev Coordinator
Dan Clark	Kimberley Nordic
Eliza Stanford	Whiskey Jack Nordic
Jaime Frederick	Nelson Nordic
Jeannie MacDonald	Kimberley Nordic
Jeff Sim	Multiple clubs, CCBC Board, Nordiq Canada Board
Jeff Williams	Fernie Nordic
Jeff Wilson	Revelstoke Nordic
Jim Burbee	Caledonia Nordic, CCBC Board
Kathy Smith	Arrow Lakes XC
Katie Weir	Nelson Nordic
Kevin Dyck	Nickel Plate Nordic
Kevin Kriese	Bulkley Valley XC
Kim McLeod	Sea to Sky Nordics
Krista Svedahl	Black Jack XC
Kristi Iverson	100 Mile Nordics
Lance MacDonald	Caledonia Nordic
Len Apedaile	Strathcona Nordic
Lucy Voronina	Sunset Ridge Ski
Marcus Boyle	Sovereign Lake Nordic
Mike Edwards	Telemark Nordic

Reid Carter	Hollyburn XC, CCBC Board
Richard Wiess	Fernie Nordic
Tricia Wilson	Nickel Plate Nordic
Troy Hudson	Sovereign Lake Nordic
Vesta Giles	Overlander Ski
Wannes Luppens	CCBC Executive Director

1. CHAIRPERSONS OPENING REMARKS

Reid Carter welcomed everyone to the meeting and reiterated some of the many highlights discussed throughout the Club Development Workshop earlier in the morning.

2. INTRODUCTION OF CLUB DELEGATES

Introductions held during the Club Development Workshop earlier in the day.

3. ADOPTION OF AGENDA

Motion: *“That the agenda be accepted as distributed”.*

Len Apedaile / Troy Hudson Carried

4. ACCEPTANCE OF MINUTES FROM THE 2019 AGM

Motion: *“That the minutes of the 2019 AGM be accepted as presented.”*

Jim Burbee / Kevin Dyck Carried

5. BUSINESS ARISING FROM THE MINUTES

None

6. CROSS COUNTRY BC CHAIRPERSON REPORT

Reid Carter briefly mentioned some successes in BC, staff changes at Nordiq Canada, and the bid for the 2023 World Junior Championships in Whistler. Further to that, Jeff Sim gave some additional updates on Nordiq Canada, including Safe Sport initiatives and Covid-19 scenario planning.

7. FINANCIAL REPORT

The 2019/20 Projected Financial Statement was presented and discussed.

The 2020/21 Budget was presented and discussed.

Motion: *“That the statement be approved and that Baker Tilly WM be the new CCBC Auditor”.*

Brent Hobbs/Jeannie Macdonald Carried

8. ELECTION OF DIRECTORS

The following directors were elected for a 2-year term, by acclamation:

Director-at-Large – Jim Burbee
Director-at-Large – Andrea Stapff
Director-at-Large – Jeff Williams

9. OTHER BUSINESS

9.1 Dan Clark summarized Kimberley Nordic's interest in hosting a BC Cup.

9.2 Brief discussion on Covid-19 contingency planning.

9.3 The tentative date and location of the 2021 Club Development Workshop and AGM will be in Kamloops, May 15th.

10. ADJOURNMENT

Motion: *"That the 2020 AGM be adjourned"*.

Vesta Giles

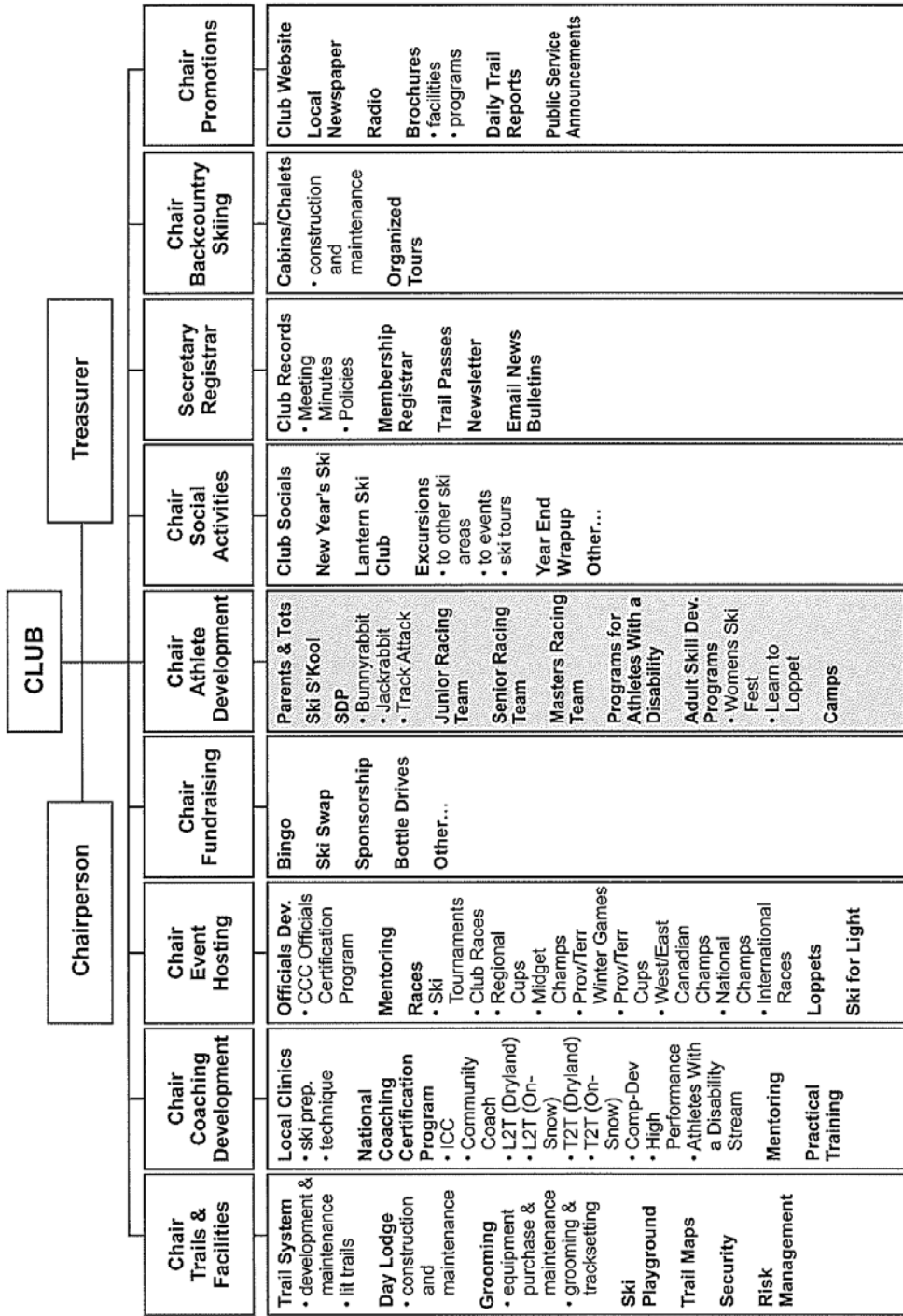
Adjourned 11:56am

**2019-20
YEAR END REPORT**



**CROSS COUNTRY BC
CLUB DEVELOPMENT**

8.3.1 Example Full Service Club Infrastructure





Membership Report

CLUB	10-11	11-12	12-13	13-14	14-15	15-16	16-17	17-18	18-19	19-20
100 Mile Nordic Ski Society	159	157	140	190	135	159	177	183	209	202
Arrow Lakes CC Ski Club	35	29	28	32	24	25	40	41	45	64
Barrier Outdoor Club*	29	14	24	10	10	12	18	12	15	11
Bear Mountain CC Ski Club	132	106	144	162	159	147	83	100	93	108
Black Jack CC Ski Club	719	617	678	727	710	722	716	772	753	751
Bulkley Valley CC Ski Club	698	702	638	606	571	599	539	556	611	710
Caledonia Nordic Ski Club	1623	1618	1822	1873	1633	1437	1519	1516	1667	1754
Callaghan Valley CC Ski Club	10	10	10	10	11	11	11	11	11	10
Cariboo Ski Touring Club	404	402	473	521	505	370	346	308	309	303
Castlegar Nordic Ski Club	657	657	707	849	0	0	0	0	0	0
Chetwynd Outdoors Society	n/a	n/a	n/a	n/a	n/a	n/a	n/a	13	12	14
China Ridge CC Ski Assoc.	87	87	100	0	0	0	0	0	0	0
Clinton Snow Jockey Club	25	15	10	21	17	18	10	10	11	10
Elkford Nordic Ski Club	39	33	28	67	35	31	42	54	41	50
Fernie Nordic Society	145	219	341	389	573	751	722	840	981	946
Fort Nelson CC Ski Club	32	46	76	67	77	70	30	27	46	68
Golden Nordic Ski Club	561	471	503	604	592	592	620	622	643	661
Highland Valley Outdoor Ass'n	10	10	31	24	26	10	25	23	16	10
Hollyburn CC Ski Club	540	550	600	634	649	483	522	541	573	569
Kaslo Nordic Club	0	10	81	80	111	103	102	86	63	104
Kimberley Nordic Ski Club	753	926	1020	1059	897	1054	1069	1194	1385	1291
Larch Hills Ski Club	868	946	975	978	968	1041	1032	1061	1074	1101
Mackenzie Nordiques	150	133	143	142	99	97	116	128	101	108
Manning Nordic	0	0	0	0	0	26	25	21	22	20
McKinney Nordic Ski Club	45	41	48	45	36	47	41	29	42	42
Morice Mountain Nordic Ski Club	170	141	225	188	201	208	213	216	231	199
Nechako Nordics	64	65	69	66	58	53	53	46	64	61
Nelson Nordic Ski Club	673	702	705	800	738	720	784	887	880	832
Nickel Plate Cross Country Ski Club	626	617	611	641	557	559	547	942	660	584
Nordic Racers	319	320	368	280	229	177	264	269	268	312
Nordic Wrecks	132	97	121	120	0	0	0	0	0	0
Omineca Ski Club	260	277	273	256	276	239	224	224	223	185
Overlander Ski Club	575	516	538	682	605	550	735	831	903	844
Phoenix Cross Country Ski Society*	-	-	-	-	-	-	-	-	-	14
Revelstoke CC Ski Club	459	492	499	587	658	685	722	701	881	936
Sea to Sky Nordics Ski Club	65	78	111	122	211	187	354	114	122	132
Skmana Ski Club	86	97	80	88	10	11	10	10	57	64
Snow Valley Nordic Ski Club	301	360	343	328	324	331	354	386	425	540
Sovereign Lake Nordic Club	1606	1673	1594	1709	1681	1612	1652	1801	2017	1996
Spud Valley Nordic Association	116	106	89	104	120	117	92	73	58	59

CLUB	10-11	11-12	12-13	13-14	14-15	15-16	16-17	17-18	18-19	19-20
Strathcona Nordic Ski Club	402	431	490	461	400	322	446	398	452	421
Stuart Lake Nordic*	-	-	-	-	-	-	-	-	-	25
Sun Peaks Nordic Club	0	0	153	121	99	63	107	79	81	91
Sunset Ridge Ski Society	10	29	10	10	10	72	99	158	116	121
Telemark Nordic Club	1003	994	988	1071	1077	1038	1177	1125	1230	1114
Tetrahedron Outdoor Club	225	230	236	212	164	122	120	129	153	123
Toby Creek CC Ski Club	213	156	165	306	280	257	293	278	287	344
UBC Nordic Ski Club	11	10	14	19	14	0	10	0	0	0
Valhalla Hills Nordic Ski Club	15	42	39	53	39	46	67	71	72	87
Vancouver Skiers Touring Club	229	191	198	179	194	240	216	243	227	227
Wells Gray Outdoor Club	141	110	138	156	104	110	119	100	105	133
Whiskey Jack Nordic Ski Club	87	71	69	91	102	116	131	119	155	157
Whistler Nordic Ski Club	273	269	222	158	163	130	229	241	205	183
Williams Lake CC Ski Club	141	142	198	213	214	214	204	156	187	171
Yellowhead Ski Club	73	83	48	34	35	64	32	35	27	32
Totals – unique membership	15996	16098	17214	18145	16401	15927	16857	17619	18648	18698

- NOTES:**
1. 2015-16 onword reporting was able to separate duplicate memberships.
 2. Barrier Outdoor Club – previously known as: North Thompson Recreation Society
 3. 2 New clubs 2019/20 year: Phoenix Cross Country Ski Society and Stuart Lake Nordic

Total number of clubs:	
2019 - 20	51
2018 - 19	49
2017 - 18	49
2016 - 17	49
2015 - 16	48
2014 - 15	48
2013 - 14	50
2012 - 13	51
2011 - 12	50
2010 - 11	49

**2019-20
YEAR END REPORT**



**CROSS COUNTRY BC
ATHLETE DEVELOPMENT**

Skill Development Program Overview

SKILL DEVELOPMENT PARTICIPANT ENROLLMENT

Year	10-11	11-12	12-13	13-14	14-15	15-16	16-17	17-18	18-19	19-20
Northern Zone	565	627	751	768	668	674	623	582	678	571
Coast Zone	599	627	633	612	681	551	683	685	709	701
Okanagan Zone	645	566	633	702	676	646	801	777	712	718
Kootenay Zone	261	311	369	403	421	411	448	480	481	474
Total Participation	2070	2131	2386	2485	2446	2282	2555	2524	2580	2464

SKILL DEVELOPMENT PROGRAM CLUB ENROLLMENT

Year	10-11	11-12	12-13	13-14	14-15	15-16	16-17	17-18	18-19	19-20
Northern Zone	11	10	11	11	10	11	12	12	12	12
Coast Zone	6	6	6	6	6	6	6	6	6	6
Okanagan Zone	8	7	8	8	8	8	8	8	9	9
Kootenay Zone	6	8	8	8	8	7	9	9	8	8
Total Participation	31	31	33	33	32	32	35	35	35	35

Participant Numbers by Zone

Northern Zone	09-10	10-11	11-12	12-13	13-14	14-15	15-16	16-17	17-18	19-20
100 Mile Nordic Ski Society	29	36	28	36	29	11	13	20	24	24
Bear Mountain Nordic	18	22	38	34	36	35	20	15	25	20
Bulkley Valley CC Ski Club	83	111	98	111	112	111	110	102	115	113
Caledonia Nordic Ski Club	192	200	242	252	224	231	204	172	148	116
Cariboo Ski Touring Club	27	50	67	89	61	60	38	44	59	36
Mackenzie Nordiques	42	27	27	20	13	15	7	7	9	14
Morice Mtn Nordic Ski Club	28	0	36	35	0	35	31	24	41	26
Nechako Nordics	48	52	57	52	37	31	32	33	44	40
Omineca Ski Club	43	65	65	53	60	44	44	47	53	34
Snow Valley Nordic Ski Club	36	41	58	48	55	62	67	60	80	82
Whiskey Jack Ski Club	0	0	0	0	0	0	17	27	41	38
Williams Lake CC Ski Club	19	23	35	38	41	39	40	31	39	28
Total Participants	565	627	751	768	668	674	623	582	678	571
Total Clubs	11	10	11	11	10	11	12	12	12	12

Coast Zone	10-11	11-12	12-13	13-14	14-15	15-16	16-17	17-18	18-19	19-20
Hollyburn CC Ski Club	237	226	236	244	257	188	221	222	230	243
Sea to Sky Nordic Ski Club	28	42	56	61	91	105	117	103	100	109
Spud Valley Nordics	88	86	70	80	87	82	63	55	47	48
Strathcona Nordic Ski Club	117	120	127	128	106	71	124	115	127	130
Tetrahedron Outdoor Club	48	60	57	49	54	36	77	85	110	93
Whistler Nordic Ski Club	81	93	87	50	86	69	81	105	95	78
Total Participants	599	627	633	612	681	551	683	685	709	701
Total Clubs	6	6	6	6	6	6	6	6	6	6

Okanagan Zone	10-11	11-12	12-13	13-14	14-15	15-16	16-17	17-18	18-19	19-20
Larch Hills Nordic Society	137	147	172	175	197	147	217	209	181	180
Nickel Plate CC Ski Club	71	60	65	76	65	70	73	78	63	61
Overlander Ski Club	75	31	42	53	49	44	58	66	66	78
Revelstoke Nordic Ski Club	92	70	82	83	78	90	94	83	79	74
Skmana Ski Club	0	0	0	0	0	0	0	0	6	15
Sovereign Lake Nordic Club	122	120	108	117	97	111	122	120	135	116
Sun Peaks Nordic Club	0	0	17	24	29	26	24	24	26	27
Telemark Nordic Club	114	116	130	147	137	136	175	170	134	144
Wells Gray Outdoors Club	23	22	17	27	24	22	38	27	22	23
Total Participants	645	566	633	702	676	646	801	777	712	718
Total Clubs	8	7	8	8	8	8	8	8	9	9

Kootenay Zone	10-11	11-12	12-13	13-14	14-15	15-16	16-17	17-18	18-19	19-20
Black Jack CC Club	65	69	72	72	82	89	91	101	83	88
Fernie Nordic Society	27	51	72	86	66	68	63	80	92	74
Golden Nordic Ski Club	42	23	17	17	33	40	39	52	82	65
Kaslo Nordic Ski Club	0	5	23	32	49	0	37	21	22	26
Kimberley Nordic Ski Club	37	49	62	46	45	63	60	69	62	82
Nelson Nordic Ski Club	49	54	54	69	57	57	57	67	56	57
Sunset Ridge Ski Society	0	0	0	0	0	0	10	7	0	0
Toby Creek Nordic Ski Club	41	40	46	52	66	65	58	57	53	56
Valhalla Hills Nordic Club	0	20	23	29	23	29	33	26	31	26
Total Participants	261	311	369	403	421	411	448	480	481	474
Total Clubs	6	8	8	8	8	7	9	9	8	8

Teck Regional Camp Program

DATE	COMMUNITY	HOST CLUB	CCBC COACH	F	M	TOTAL
May 10-12	Courtenay, BC	Strathcona	Andrea Stapff	22	28	50
Sept. 20-22	Courtenay, BC	Strathcona	Andrea Stapff	14	17	31
Sept. 13-15	Whistler, BC	Hollyburn	N/A	31	22	53
Nov. 29-Dec. 1	Whistler, BC	Whistler	Maria Lundgren	22	22	44
Dec. 27-30	Courtenay, BC	Strathcona	Andrea Stapff	18	27	45
DATE	COMMUNITY	HOST CLUB	CCBC COACH	F	M	TOTAL
Sept. 20-22	Prince George, BC	Caledonia	Eric de Nys	11	13	24
Dec. 13-15	Smithers, BC	Bulkley Valley	Matt Smider	20	26	46
DATE	COMMUNITY	HOST CLUB	CCBC COACH	F	M	TOTAL
Sept. 20-22	Kimberley, BC	Kimberley	N/A	24	24	48
Nov. 22-24	Invermere, BC	Toby Creek	Graham Maclean	26	27	53
DATE	COMMUNITY	HOST CLUB	CCBC COACH	F	M	TOTAL
Sept. 13-15	Kelowna, BC	Telemark	Adam Elliot	16	29	45
Sept. 20-22	Revelstoke, BC	Revelstoke	Matt Smider	35	29	64
Nov. 15-17	Vernon, BC	Telemark	Adam Elliot	18	15	33
Nov. 22-24	Vernon, BC	Revelstoke	Matt Smider	18	17	35
TOTAL REGIONAL CAMP PARTICIPATION				275	296	571

Provincial Trip Schedule

DATE	EVENT	COMMUNITY	HOST CLUB	CCBC COACH	F	M	TOTAL
Feb 12- Mar 3	B-Tour	Germany, Austria, Italy	N/A	Chris Manhard	3	5	8
Feb 28 – Mar 8	FIS World Junior/U23 Championships	Oberwiesenthal, Germany	N/A		5	2	7
TOTAL PROVINCIAL TRIP PARTICIPATION					8	7	15

Provincial Camp Schedule

CAMP	DATE	COMMUNITY	F	M	TOTAL
CCBC May Testing Camp (BCST/BCDS)	May 16 -20	Whistler, BC	20	27	47
BC Talent Squad Summer Camp (BCTS/BCTS-R)	May 30 – June 2	Whistler, BC	20	25	45
CCBC Haig Glacier Camp #1 (BCDS)	July 1 - 9	Canmore, AB	9	13	22
CCBC Haig Glacier Camp #2 (BCST)	July 22 - 30	Canmore, AB	10	11	21
CCBC August Camp (BCST/BCDS)	Aug 20 – 25	Revelstoke, BC	10	14	24
BC Talent Squad Fall Camp (BCTS/BCTS-R)	Aug 29 – Sept 1	100 Mile House, BC	27	20	47
CCBC Fall Camp (BCST/BCDS)	Sept 24 - 29	Whistler, BC	13	21	34
CCBC Snow Camp (BCST/BCDS)	Nov 7 – 11	Vernon, BC	18	13	31
BC Talent Squad Snow Camp (BCTS/BCTS-R)	Nov 7 – 11	Vernon, BC	37	27	64
TOTAL PROVINCIAL CAMP PARTICIPATION			164	171	335

Canadian National Championship Aggregate Awards

2020 Haywood Nationals Individual Aggregates:

Place	YOB	Name	Club
CANCELLED – COVID-19			

Total Individual Medals at Canadian National Championships

YEAR	1ST	2ND	3RD	TOTAL MEDALS
1995	3	4	3	10
1996	1	6	2	9
1997	5	3	3	11
1998	2	4	1	7
1999	4	3	3	10
2000*	0	6	3	9
2001	1	4	3	8
2002	0	0	4	4
2003	2	1	3	6
2004	0	3	3	6
2005	1	1	1	3
2006	0	0	0	0
2007	0	3	2	5
2008	2	2	7	11
2009	2	9	1	12
2010	6	5	1	12
2011	6	5	1	12
2012	9	4	4	17
2013	8	4	4	16
2014	4	1	5	10
2015	9	6	7	22
2016	7	10	8	25
2017	9	3	9	21
2018	8	5	14	27
2019	5	6	7	18
2020	CANCELLED – COVID-19			

* indicates the year Canadian Junior Championship changed to Canadian Championships

Total Individual Para-Nordic Medals at Canadian National Championships

YEAR	1ST	2ND	3RD	TOTAL MEDALS	# OF IND. MEDAL WINNERS
2006	4	1	0	5	3
2007	4	4	2	10	5
2008	3	7	4	14	5
2009	0	0	0	0	0
2010	0	0	0	0	0
2011	1	1	1	3	3
2012	0	0	0	0	0
2013	3	4	5	12	5
2014	0	0	0	0	0
2015	8	2	3	13	13
2016	8	1	0	9	9
2017	4	1	1	6	2
2018	1	1	3	5	2
2019	-	-	-	-	-
2020	CANCELLED – COVID-19				

Eastern Canadian Championships (designated by NC as a Canadian National Para Championships)

SKI S'KOOL Program

Number of students in the Ski S'Kool Program that fit the below criteria:

- ✓ A "Learn to Ski" program for elementary school age children (grades 1-7).
- ✓ The program is managed by a CCBC club and is delivered by "club" coaches.
- ✓ The program is held at the club facility or at the commercial (or other) facility used by the club to deliver its other programs.
- ✓ A minimum of 2 sessions per school per season

Name of CCBC Club	Community	School District	# of Student Visits
100 Mile Nordic Ski Society	100 Mile House	SD #27	364
Black Jack Ski Club	Rossland	SD #20	210
Bulkey Valley Cross Country Ski Club	Smithers	SD #54	1243
Caledonia Nordic Ski Club	Prince George	SD #57	1884
Cariboo Ski Touring Club	Quesnel	SD #28	447
Golden Nordic Ski Club	Golden	SD #6	495
Kimberley Nordic Club	Kimberley	SD #6	138
Larch Hills Nordic Society	Salmon Arm	SD #83	535
Nelson Nordic Ski Club	Nelson	SD #8	2512
Nickel Plate Cross Country Ski Club	Penticton	SD #67, 53, 93	1527
Overlander Ski Club	Kamloops	SD #73, 58	1558
Revelstoke Nordic Ski Club	Revelstoke	SD #19	508
Sovereign Lake Nordic Club	Vernon	SD #22, 23, 47, 83	2599
Strathcona Nordic Ski Club	Courtenay	SD #71, 72, 93	2160
Telemark Nordic Club	Kelowna	SD #23	2057
Toby Creek Nordic Ski Club	Invermere / Windermere	SD #6	570
Williams Lake Cross Country Ski Club	Williams Lake	SD #27	414
TOTAL			19,221

Schools that participated in each School District (SD):

School District	Name of School(s)
SD #27	Lac La Hache Elementary, Eliza Archie Elementary, Home School, Horse Lake Elementary, Forest Grove Elementary, 100 Mile Elementary, 108 Mile Elementary
SD #20	Rossland Summit
SD #54	Muheim, Walnut Park, Telkwa, Silverthorne, Twain Sullivan, Bulkley Valley Christian School, Heartwood, Ecole Francophone, St. Joseph's School
SD #57	Beverly, Blackburn, Buckhorn, College Heights, Ecole Lac des Bois, Edgewood, Foothills, Giscome, Glenview, Hart Highlands, Harwin, Heather Park, Heritage, Hixon, Malaspina, McBride, Morfee, Nukko Lake, Nusdeh Yoh, Peden Hill, Pineview, Pinewood, Polaris, Quinson, Ron Brent, Southridge, Springwood, Valemount, Van Bien, Vanway, Westwood,
SD #28	Barlow Creek, Bouchie Lake, Carson, Dragon Lake, Ecole Red Bluff, Kersley, Lakeview, Nazko, Parkland, Riverview, Voyageur, Wells
SD #6	Alexander Park, Edgewater, Eileen Madson, J. Alfred Laird, Lady Grey
SD #6	Marysville Elementary, Lindsay Park Elementary
SD #83	Bastion Elementary, Hillcrest Elementary, South Broadview, Silver Creek Elementary
SD #8	Blewett Elementary School, Trafalgar Middle School, St. Joes Elementary School, Hume Elementary School, Nelson Christian Community School, South Nelson Elementary School, Wildflower School, L.V. Rogers High School, Brent Kennedy Elementary School, Rosemont Elementary School, Waldorf School, Salmo Elementary School, Ecole Sentier Alpains, Whole School
SD #67, 53, 93	Carmi, Columbia, Giant's Head, Kaleden, Naramata, Parkway, Queen's Park, Trout Creek, Uplands, West Bench, Wiltse, Oliver, Tuc El Nuit, Similkameen, Ecole Entre Lacs, Penticton High School, Similkameen Elementary School, Similkameen High School, Holy Cross, Penticton Christian School
SD #73, 58	Aberdeen, AE Perry, Arthur Hatton, Arthur Stevenson, Barriere, Beattie, Blue River, Brocklehurst, Dallas, David Thompson, Dufferin, Haldane, Heffley Creek, Juniper Ridge, Kay Bingham, Lloyd George, Logan Lake, Marion Schilling, McGowan Park, Pacific Way, Parkcrest, Pinantan Lake, Raft River, Rayleigh, RL Clemitsen, Savona, South Sa-Hali, Summit, Sun Peaks, Vavenby, Westmount, Westwold, Diamond Vale, Merritt Bench, Merritt Central, Nicola Canford, John Allison, Vermilion Forks
SD #19	Arrow Heights, Ecole des Glaceirs, Begbie View, Columbia Park, Online/Home School
SD #22, 23, 47, 83	Beirsto Elementary, BX Elementary, Coldstream Elementary, Harwood Elementary, Heritage Online, Hillview Elementary, J.W. Inglis Elementary, Kidston Elementary, Lavington Elementary, Okanagan Landing Elementary, Silverstar Elementary, V-Learn Multi Sport Academy, Vernon Christian School, Vernon Secondary Resource, Aberdeen Hall Elementary Academy, Oyama Traditional Elementary, Peter Greer Elementary, Rutland Middle, Spring Valley Middle, Armstrong Elementary, Highland Park Elementary, Westwold Elementary
SD #71, 72, 93	Airport, Arden, Aspen Park, Brooklyn, Courtenay, Cumberland, Ecole Puntledge Park, Ecole Robb Road, Huband Park, Miracle Beach, Queneesh, Royston, Valley View, Cedar, Cortes Island, Ecole des Deux Mondes, Ecole Willow Point, Georgia Park, Ocean Grove, Penfield, Pinecrest, Quadra, Ripple Rock, Sandowne, Sayward,
SD #23	A.S. Matheson, Anne McClymont, Bankhead, Black Mountain, Chief Tomat, Chute Lake, Davidson Road, Belgo, Dorothea Walker, Casorso, George Pringle, Glenmore, Peter Greer, Ellison, Glenroas, Helen Gorman, Hudson Road, Marjok, North Glenmore, Oyama, Peachland, Pearson Road, Quigley, Raymer, Rose Valley, Rutland, Shannon Lake, South Kelowna, South Rutland, Springvalley, Watson Road
SD #6	Martin Morigeau, Marysville, Nicholson, Windermere
SD #27	Columneetza, Marie Sharpe Elementary, Skyline Alternate, Horsefly, Big Lake

BC Team Nominations 2020-21

BC SKI TEAM

NAME	CLUB	NAME	CLUB
Aiden Hay	<i>(Hollyburn Cross Country Ski Club)</i>	Jaclyn Elliott	<i>Revelstoke Nordic Ski Club</i>
Alexandra Luxmoore	<i>(Revelstoke Nordic Ski Club)</i>	Jasmine Drolet	<i>Black Jack Cross Country Ski Club</i>
Benita Peiffer	<i>Whistler Nordic Ski Club</i>	Joe Davies	<i>Whistler Nordic Ski Club</i>
Beth Granstrom	<i>Revelstoke Nordic Ski Club</i>	Julianne Moore	<i>Larch Hills Nordic Society</i>
Cole Turner	<i>Telemark Nordic Club</i>	Katie Weaver	<i>Hollyburn Cross Country Ski Club</i>
Elizabeth Elliot	<i>Revelstoke Nordic Ski Club</i>	Lucas Sadesky	<i>Sovereign Lake Nordic Club</i>
Elliot Wilson	<i>Revelstoke Nordic Ski Club</i>	Marielle Ackermann	<i>Kimberley Nordic Ski Club</i>
Emily Macleod	<i>Revelstoke Nordic Ski Club</i>	Masha Stich	<i>Toby Creek Nordic Ski Club</i>
Fred Albrechtson	<i>Nickel Plate Cross Country Ski Club</i>	Michael Murdoch	<i>Whistler Nordic Ski Club</i>
Gabe Gledhill	<i>Strathcona Nordic Ski Club</i>	Molly Miller	<i>Black Jack Cross Country Ski Club</i>
Gareth Williams	<i>Telemark Nordic Club</i>	Quinn Morgan	<i>Kimberley Nordic Ski Club</i>
Garrett Siever	<i>Telemark Nordic Ski Club</i>	Quinn O'Shea	<i>Hollyburn Cross Country Ski Club</i>
Grayson McKinnon	<i>Telemark Nordic Club</i>	Rémi Drolet	<i>Black Jack Cross Country Ski Club</i>
Gregory Baxter	<i>Bulkley Valley Cross Country Ski Club</i>	Samantha Vukadinovic	<i>Larch Hills Nordic Society</i>
Hannah Mehain	<i>Sovereign Lake Nordic Club</i>	Taschi Klaschka	<i>Sovereign Lake Nordic Club</i>
Hugo Henckel	<i>Strathcona Nordic Ski Club</i>	Torin Andrews	<i>Sovereign Lake Nordic Club</i>
Ian Mayer	<i>Telemark Nordic Club</i>	Tyson Green	<i>Caledonia Nordic Ski Club</i>
Ian Williams	<i>Telemark Nordic Club</i>	Zara Bucher	<i>Larch Hills Nordic Society</i>

BC DEVELOPMENT SQUAD

NAME	CLUB	NAME	CLUB
Abbey Mclean	<i>Black Jack Cross Country Ski Club</i>	Marin Lowe	<i>Sea to Sky Nordics</i>
Adam Heale	<i>Black Jack Cross Country Ski Club</i>	Marlie Molinaro	<i>Revelstoke Nordic Ski Club</i>
Anna Chatterton	<i>Strathcona Nordic Ski Club</i>	Martin Williamson	<i>Caledonia Nordic Ski Club</i>
Breagh Bridge	<i>Telemark Nordic Club</i>	Micah Jacob	<i>Revelstoke Nordic Ski Club</i>
Carly Nickurak	<i>Toby Creek Nordic Club</i>	Moira Green	<i>Caledonia Nordic Ski Club</i>
Claire Van Bergeyk	<i>Larch Hills Nordic Society</i>	Nathan Savage	<i>Fernie Nordic Ski Club</i>
Dustin Hay	<i>Hollyburn Cross Country Ski Club</i>	Nyssa Thomas	<i>Revelstoke Nordic Ski Club</i>
Francesco Morrone	<i>Revelstoke Nordic Ski Club</i>	Ryan Goodwin	<i>Hollyburn Cross Country Ski Club</i>
Frankie Ayotte	<i>Larch Hills Nordic Society</i>	Sadie Demars	<i>Kimberley Nordic Ski Club</i>
Jacob Hepburn	<i>Larch Hills Nordic Society</i>	Sierra McBain	<i>Hollyburn Cross Country Ski Club</i>
Joshua Fiala	<i>Caledonia Nordic Ski Club</i>	Sofie Steinruck	<i>Telemark Nordic Club</i>
Lys Milne	<i>Larch Hills Nordic Ski Society</i>	Sophia van Varseveld	<i>Larch Hills Nordic Society</i>
Madeleine Pollock	<i>Hollyburn Cross Country Ski Club</i>	Trond May	<i>(Larch Hills Nordic Society)</i>
Maeve Macleod	<i>Revelstoke Nordic Ski Club</i>		

**2019 - 20
YEAR END REPORT**



**CROSS COUNTRY BC
COACHING DEVELOPMENT**

Coaching Certification Statistics

NCCP Introduction to Community Coaching Workshops

	# of Participants	Male	Female
Online ICC Module	160	74	86
TOTALS:	160	74	86

	2014-2015	2015-2016	2016-2017	2017-2018	2018-2019	2019-2020
Total Workshops	26	17	24	21	online	online
Total Participants	222	150	209	191	191	160

NCCP Community Coaching Workshops

	Date	Location	Learning Facilitator	# of Participants	Male	Female
1	November 16-17	Penticton	Ann Quarterman	5	2	3
2	November 16-17	Whistler	Jamie Stirling	13	7	6
3	November 23-24	Whistler	Nicole Gazley	12	9	3
4	November 23-24	Whistler	Morna Fraser	13	9	4
5	November 23-24	Revelstoke	Brian May	13	1	12
6	Nov. 30 - Dec. 1	Whistler	Jessica Heyes	13	3	10
7	Nov. 30 - Dec. 1	Sun Peaks	Donna Flatman	10	4	6
8	Nov. 30 - Dec. 1	Rossland	Ann Quarterman	6	2	4
9	December 6-8	Salmon Arm	Donna Flatman	12	8	4
10	December 7-8	Kimberley	Ann Quarterman	9	5	4
11	December 7-8	Prince George	Graeme Moore	11	6	5
12	December 7-8	Houston	Travis Carter	6	3	3
13	December 14-15	Fernie	Clark Weber	4	2	2
14	December 14-15	Dawson Creek	Graeme Moore	5	1	4
15	December 14-15	100 Mile House	Wendy Fiala	7	2	5
16	December 14-15	Kelowna	Donna Flatman	11	6	5
17	Dec 14-15	Sunshine Coast	Jamie Stirling	4	2	2
18	January 2-3	Kitimat	Travis Carter	6	5	1
19	January 4-5	Courtenay	Morna Fraser	10	4	6
20	January 18-19	Quesnel	Wendy Fiala	9	1	8
21	January 18-19	Smithers	Graeme Moore	4	0	4
TOTALS:				183	82	101

	2014-2015	2015-2016	2016-2017	2017-2018	2018-2019	2019-2020
Total Workshops	18	14	15	18	18	21
Total Participants	143	105	125	159	151	183

NCCP Community Coaching -AWAD Module

	Date	Location	Learning Facilitator	# of Participants	Male	Female
1	25-Jan-20	Whistler	Tony Chin & Jessica Heyes	1	0	1
TOTALS:				1	0	1

	2014-2015	2015-2016	2016-2017	2017-2018	2018-2019	2019-2020
Total Workshops	2	2	2	0	1	1
Total Participants	5	7	4	0	2	1

NCCP Competition Coaching Introduction - Learning to Train – Dryland

	Date	Location	Learning Facilitator	# of Participants	Male	Female
1	April 26-28	Whistler	Jessica Heyes	10	5	5
2	April 26-28	Golden	Sheila Corbett	4	2	2
3	May 3-5	Prince George	Cory Williamson	9	5	4
4	October 4-6	Fernie	Brian May	6	1	5
5	October 4-6	Courtenay	Jessica Heyes	5	2	3
6	October 4-6	Vanderhoof	Andrea Stapff	7	4	3
7	October 18-20	Vancouver	Jamie Stirling	4	1	3
8	October 18-20	Nelson	Doris Hausleitner	3	2	1
9	October 25-27	Quesnel	Cory Williamson	11	5	6
10	October 18-20	Kelowna	Sheila Corbett	8	3	5
TOTALS:				67	30	37

Year	2014-2015	2015-2016	2016-2017	2017-2018	2018-2019	2019-2020
Total Workshops	5	4	6	7	8	10
Total Participants	45	31	35	50	50	67

NCCP Competition Coaching Introduction - Learning to Train - On-Snow

	Date	Location	Learning Facilitator	# of Participants	Male	Female
1	November 22-24	Whistler	Jamie Stirling	12	5	7
2	November 22-24	Vernon	Paul Shipley	10	6	4
3	December 6-8	Whistler	Jessica Heyes	6	1	5
4	December 13-15	Revelstoke	Tony Chin	6	5	1
5	December 13-15	Prince George	Paul Shipley	6	4	2
6	December 13-15	Smithers	Andrea Stapff	8	3	5
7	December 13-15	Rossland	Doris Hausleitner	5	3	2
8	January 3-5	Courtenay	Jessica Heyes	4	2	2
9	January 10-12	Vanderhoof	Andrea Stapff	7	3	4
10	January 17-19	Kimberley	Paul Shipley	7	3	4
11	February 7-9	Quesnel	Cory Williamson	7	3	4
TOTALS:				78	38	40

	2014-2015	2015-2016	2016-2017	2017-2018	2018-2019	2019-2020
Total Workshops	3	6	4	5	5	11
Total Participants	33	42	24	43	34	78

NCCP Competition Coaching Introduction - L2TDryland - AWAD Module

	2014-2015	2015-2016	2016-2017	2017-2018	2018-2019	2019-2020
Total Workshops	0	0	1	0	0	0
Total Participants	0	0	1	0	0	0

NCCP Competition Coaching Introduction Advanced - Training to Train - Dryland

	Date	Location	Learning Facilitator	# of Participants	Male	Female
1	May 10-12	Whistler	Maria Lundgren	6*	5	1
2	September 13-15	Whistler	Maria Lundgren	7	4	3
3	October 4-6	Kimberley	Chris Manhard	8*	7	1
TOTALS:				21	16	5

* - 1 from out of province

	2014-2015	2015-2016	2016-2017	2017-2018	2018-2019	2019-2020
Total Workshops	1	1	1	1	2	3
Total Participants	10	9	15	12	21	21

NCCP Competition Coaching Introduction Advanced - Training to Train - On-Snow

	Date	Location	Learning Facilitator	# of Participants	Male	Female
1	November 22-24	Whistler	Maria Lundgren	9*	5	4
2	December 6-8	Whistler	Maria Lundgren	8*	5	3
TOTALS:				17	10	7

* - 2 from out of province

	2014-2015	2015-2016	2016-2017	2017-2018	2018-2019	2019-2020
Total Workshops	2	1	1	1	2	2
Total Participants	17	9	10	9	13	17

Special Clinics and Seminars

	Date	Location	Workshop	LF's	# of Participants	Male	Female
1	September 12-15	Whistler	L2C (Dryland)	Chris Manhard	8*	4	4
2	November 21-24	Whistler	L2C (On-Snow)	Chris Manhard	10*	5	5
3	December 20-22	Smithers	Ski Prep Workshop	Graham Maclean	8	7	1
TOTALS:					26	16	10

* - 4 from out of province

	2014-2015	2015-2016	2016-2017	2017-2018	2018-2019	2019-2020
Total Workshops	1	1	4	3	3	3
Total Participants	11	13	31	61	15	26

NCCP Learning Facilitator Clinics

	Date	Location	Workshop	LF's	# of Participants	Male	Female
1	November 15-17	Vernon	Coach Developer Technique Update Workshop	Chris Manhard Graham Maclean Eric de Nys	15	9	6
2	January 25, 2020	Whistler	CC AWAD LF Training	Tony Chin	1	0	1
TOTALS:					16	9	6

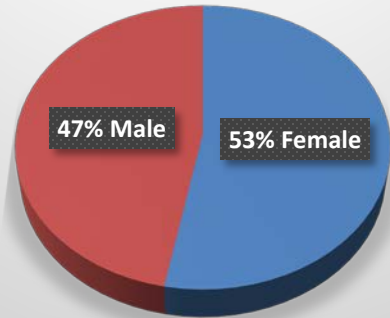
	2014-2015	2015-2016	2016-2017	2017-2018	2018-2019	2019-2020
Total Clinics	1	1	3	0	1	2
Total Participants	6	4	18	0	12	16

Other: Out of Province NCCP training for BC Coaches

	2014-2015	2015-2016	2016-2017	2017-2018	2018-2019	2019-2020
Total Workshops	1	3	2	0	0	0
Total Participants	3	18	5	0	0	0

A total of 546 coaches participated in National Coaching Certification Program (NCCP) workshops in BC.

Male/Female Coach ratio who took part in "Coaching Development Certification Programs"



Provincial & Regional Camp Program

(including Provincial Coaching Experience - PCE assignments)

Date	Camps	Location	Coaches	
May 10-12	Teck Regional Spring Camp Coast Region - Island	Courtenay, BC	Andrea Stapff	James Bratrud
			Marika Galik	Emmy Stapff
			David Li	Nick Holyome
			Alexander Swift	Alexandra Apedaile
May 16-20	CCBC May Camp	Whistler, BC	Chris Manhard	Maria Lundgren
			Adam Elliot	Eric de Nys
			Maria Lundgren	Ross McKinnon (PCE)
			Greg Kilroy (PCE)	Steven Novosad (NC guest)
May 24-26	CCBC Para-Nordic Camp	Richmond, BC	Jessica Heyes	
May 30-June 2	BCTS Summer Camp	Whistler, BC	Andrea Stapff	Matt Smider
			Chris Manhard	Maria Lundgren
			Jake Weaver	Brian May
			Patrick Williston (PCE)	Alex McDonald (PCE)
July 1-9	Haig Glacier Camp #1	Canmore, AB	Eric de Nys	Graham Maclean
			Greg Kilroy (PCE)	
July 1-8	CCBC Para-Nordic Camp	Kaslo, BC	Jessica Heyes	
July 22-30	Haig Glacier Camp #2	Canmore, AB	Chris Manhard	Adam Elliot
			Frank Ackermann (PCE)	
Aug 20-25	BCTS/BCDS August Camp	Revelstoke, BC	Chris Manhard	Matt Smider
			Graham Maclean	Eric de Nys
			Tim Wintoniw (PCE)	
Aug 29-Sept 1	BCTS Fall Camp	100 Mile House, BC	Andrea Stapff	Matt Smider
			Adam Elliot	Duncan Moore (PCE)
			Alex McDonald (PCE)	Marika Galik (PCE)
			Beverly Rooke (PCE)	Cory Williamson (PCE)
			David Morris (PCE)	
Sept 13-15	Teck Regional Fall Camp Coast Region	Whistler, BC	Jake Weaver	Graham Maclean
			David Hay	Heidi Horlacher
			Andrea Hay	David Helliwell
			David Li	Annie Kwick
			Megan Sheffer	Justin May
			Shera Clement	Naheed Henderson
			Paul Lammens	Eric Goodwin
			Morna Fraser	Fred Weaver
Sept 14-15	CCBC Para-Nordic Camp	Richmond, BC	Jessica Heyes	
Sept 20-22	Teck Regional Fall Dryland Camp Coast Region - Island	Courtenay, BC	Andrea Stapff	Marika Galik
			David Li	Kate Scallion
			Gavin MacPhail	Nick Holyome
			Emmy Stapff	Alexandra Apedaile

Date	Camps	Location	Coaches	
Sept 13-15	Teck Regional Dryland Camp Okanagan Region	Kelowna, BC	Adam Elliot Alison Campbell Urness Christopher Halldorson Paul Shipley Murray Farbridge	Deren Sentesy Michele Wolfe Kyle Hawes Damian Pighin Kevin O'Connor
Sept 13-15	Teck Regional Fall Dryland Camp Northern Region	Prince George, BC	Nicole Perrin Maria Lundgren Paul Green Jeni Lee Arthur Roots	Graeme Moore Belinda Hanlon Miriam Green Umesh Parshotam Tuppy Hoehn
Sept 20-21	Teck Regional Fall Camp Okanagan Region	Revelstoke, BC	Matt Smider Damian Pighin Marta Green Michele Wolfe Mandy Kellner Maja Jacob Annise Barton Wallace Huston Chad Smith	Robyn Thomas Kip Drobish Rory Luxmoore Kendra von Bremen Rich McCleary Annemarie Gill Tom Hansen Brendan MacIntosh
Sept 24-29	BCTS/BCDS Fall Dryland Camp	Whistler, BC	Chris Manhard Maria Lundgren Eric de Nys Nicole Perrin (PCE)	Adam Elliot Graham Maclean Tony Fiala (PCE) Marcus Laube (PCE)
Sept 27-29	Teck Regional Dryland Camp Kootenay Region	Kimberley, BC	Tim Wintoniw Dan Clarke Kris Heale	Fred Bushell Helen Clugston
Nov 7-11	CCBC Snow Camp	Vernon, BC	Chris Manhard Eric de Nys Alex McDonald (PCE) Greg Kilroy (PCE)	Maria Lundgren Cory Williamson (PCE) Wendy Fiala (PCE)
Nov 7-11	BCTS Snow Camp	Vernon, BC	Matt Smider Graham Maclean Brian May Beverly Rooke (PCE) Michele Wolfe (PCE) Kip Drobish (PCE)	Andrea Stapff Adam Elliot Robyn Thomas (PCE) Patrick Williston (PCE) Annemarie Gill (PCE) Marcus Laube (PCE)

Date	Camps	Location	Coaches	
Nov 15-17	Teck Regional Snow Camp #1 Okanagan Region	Vernon, BC	Adam Elliot Kyle Hawes Michele Wolfe	Alex McDonald Valentina Miller Alison Campbell Urness
Nov 21-24	NC National PN Dev Camp	Canmore, AB	Jessica Heyes	
Nov 22-24	Teck Regional Snow Camp #2 Okanagan Region	Vernon, BC	Matt Smider Melanie Wilkie Maja Jacob Ingrid Musselman Bell Pat McMechan Chad Smith Wallace Huston	Marta Green John Wilkie Deren Sentesy David Urness Annemarie Gill Scott Kipkie Robbie King
Nov 22-24	Teck Regional Snow Camp Kootenay Region	Invermere, BC	Darren Tamelin Cam Gillies Robert Caldwell	Graham Maclean Ted Bigelow Paul Denchuk
Nov 29-Dec 1	Teck Regional Snow Camp Coast Region	Whistler, BC	Maria Lundgren Simon Reznick Ted Lawson Megan Sheffer David Li Ron Wallace	Annie Kwick Marcus Laube Gwendal Castellan Shera Clement Karen Davies
Dec 14-16	Teck Regional Snow Camp Northern Region	Smithers, BC	Patrick Williston Travis Carter Helen Fleury Andrea Dunbar Sandy Maclean Michelle Doogan-Smith	Matt Smider Stephen Wickham Irene Ronalds Jodi Preto Zoe Dhillon
Dec 27-30	Teck Regional Snow Camp Coast Region - Island	Courtenay, BC	Andrea Stapff James Bratrud David Li Emmy Stapff Kate Scallion Michaela Jelen	Marika Galik Graeme Moore Gavin MacPhail Alexandra Apedaile Sophia Sauter
Jan 31-Feb 3	World Jr/U23 Championship Trials	Mont Ste Anne, QC	Chris Manhard Adam Elliot Tony Fiala (PCE) Tim Wintoniw (PCE)	Matt Smider Jake Weaver Robyn Thomas (PCE)
Feb 12-Mar 3	CCBC B-Tour	Europe	Chris Manhard	Frank Ackermann

Total Coaches for 2019-2020 Provincial & Regional Camps

210

**2019 - 20
YEAR END REPORT**



**CROSS COUNTRY BC
OFFICIALS DEVELOPMENT**

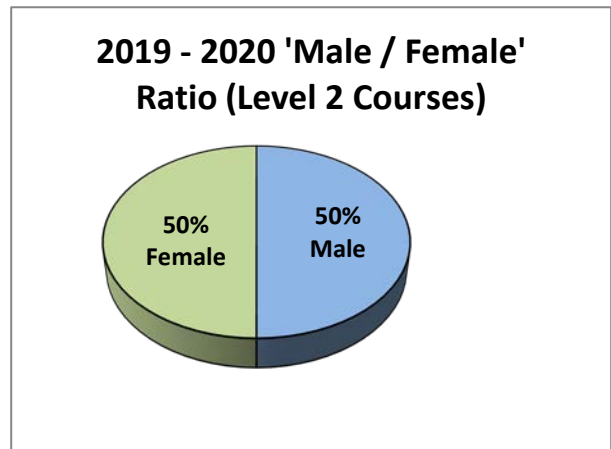
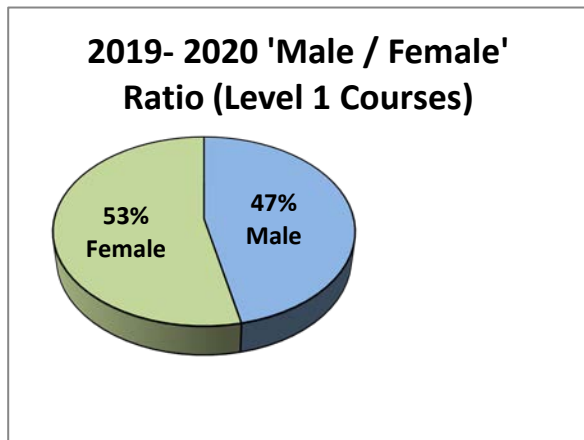
Officials Technical Delegates / Advisors Statistics

2019-2020			
Technical Delegates/Advisors for Sanctioned Events in BC			
EVENT	DATE	LOCATION	TD/TA
Sovereign Lake Open	November 30- December 1	Vernon	Nancy Flood
Teck BC Cup #1	January 4-5	Salmon Arm	Dirk Rohde Mike Thomas - (TA Apprentice)
Reino Keski-Salmi Loppet	January 25	Salmon Arm	Jeannie McDonald
Teck BC Cup #2	February 1-2	Prince George	Dan Miller
Teck Kootenay Championships	February 8-9	Kimberley	Ian Sibbald
2020 BC Winter Games	February 20-23	Fort St. John	Jacqui Richards
Teck BC Midget Championship	February 22-23	Kamloops	Jill Stamp
Coast Outdoor P'ayakentsut	February 22	Callaghan Valley	Val Wootton
Teck BC Championship	March 6-8	Kelowna	Val Wootton

Officials Courses Details

Officials Courses					
LEVEL	DATE	LOCATION	CONDUCTOR	M / F	TOTAL
Officials Level 1	October 26	Vernon	Nancy Flood	3/4	7
Officials Level 1	November 2	Fort St. John	Dirk Rohde	5/4	9
Officials Level 1	November 9	Vancouver	Dirk Rohde	2/5	7
Officials Level 1	November 16	Kimberley	Jacqui Richards	5/4	9
Online OL1				2/2	4
Officials Level 2	November 23-24	Vernon	Sharon Clarke	4/5	9
Officials Level 2	January 11-12	Kimberley	Sharon Clarke	4/3	7
Officials Level 1	February 15	Vernon	Sharon Clarke	3/4	7
TOTAL				28/31	59

2019-2020 Officials Courses 'Male / Female' Ratio



Officials Certification Statistics (with six year comparison)

Officials Level 1 Courses

	<i>2014-2015</i>	<i>2015-2016</i>	<i>2016-2017</i>	<i>2017-2018</i>	<i>2018-2019</i>	<i>2019-2020</i>
Total Courses	11	3	3	6	4	5
Total Participants	91	21	19	51	49*	43*

* - Includes online OL1 participants

Officials Level 2 Courses

	<i>2014-2015</i>	<i>2015-2016</i>	<i>2016-2017</i>	<i>2017-2018</i>	<i>2018-2019</i>	<i>2019-2020</i>
Total Courses	1	1	2	1	1	2
Total Participants	9	7	11	5	6	16

Officials Level 3 Courses

	<i>2014-2015</i>	<i>2015-2016</i>	<i>2016-2017</i>	<i>2017-2018</i>	<i>2018-2019</i>	<i>2019-2020</i>
Total Courses	0	0	1	1	0	0
Total Participants	0	0	3	1	0	0

Officials TD Course and Special Seminars

	<i>2014-2015</i>	<i>2015-2016</i>	<i>2016-2017</i>	<i>2017-2018</i>	<i>2018-2019</i>	<i>2019-2020</i>
Total Courses	0	0	0	1	0	0
Total Participants	0	0	0	21	0	0

NC Officials Certification Program

This program consists of five steps from entry level through to international level. It includes technical delegate, event management and course conductor training as well as standard training for officials.

Level 1

An eight hour course that provides an overview of what a cross country ski competition is all about. The focus is on the duties of minor officials for both 'Olympic' style (interval start, mass start, pursuit start, individual sprint, team sprint and relay) and 'Loppet' style (mass participation) competitions.

Course fee for CCBC members: \$85.00

Course fee for non-members: \$160.00

Level 2

A 16 hour course that prepares officials for leadership roles on a competition committee at club, provincial and most national level races, including the BC Cup Series, BC Winter Games and loppets. The course covers all official race formats, rules and regulations, rule interpretation, electronic timing, all aspects of the results system and volunteer management.

Course fee for CCBC members: \$100.00

Course fee for non-members: \$200.00

Level 3

This is a 3.5 day course. It is designed to prepare an official to (1) effectively structure, staff and manage a competition committee at provincial through national level competitions, (2) perform any 'major' official role at the National Championship level, (3) perform the role of a provincial Technical Delegate at a provincial and national level races and (4) have a good understanding of NC/FIS rules.

Please note the requirements for participation in Officials Certification Courses - levels 1 & 2. Course pre-requisites will be strictly enforced. For more information about course pre-requisites visit the CCBC website at: <http://www.crosscountrybc.ca/officials-development>

ZONE4 CLINICS

ZONE4 is Cross Country BC's official race management software. All nationally and provincially sanctioned competitions held in BC - BC Cup Series, BC Sprint Championships, Nor Ams / Continental Cups and National Championships - produce standardized results through the use of this program.

2019 - 20
YEAR END REPORT



CROSS COUNTRY BC
COMPETITIONS

TECK BC Cup Series Aggregate Awards

U10 GIRLS - 1	2011	Club	U10 BOYS - 1	2011	Club
1st Place	Isla Witso	Caledonia	1st Place	Tye Major	Larch Hills
2nd Place	Emily Olineck	Larch Hills	2nd Place	Owen Elliot	Telemark
3rd Place	Sela McMechan	Revelstoke	3rd Place	Isaac Engel	Larch Hills
U10 GIRLS - 2	2010	Club	U10 BOYS - 2	2010	Club
1st Place	Linnaea Heidt	Sovereign Lake	1st Place	Ty Huston	Overlander
2nd Place	Audrey Liebich	Larch Hills	2nd Place	Benjamin Galik	Strathcona
3rd Place	Lauren Wilson	Hollyburn	3rd Place	Cash Stuart	Overlander
U12 GIRLS - 1	2009	Club	U12 BOYS - 1	2009	Club
1st Place	Reese Major	Larch Hills	1st Place	Ian Orchard	Larch Hills
2nd Place	Emelie Kvick	Hollyburn	2nd Place	Kai Redman	Telemark
3rd Place	Keira Cadden	Larch Hills	3rd Place	Alex Heale	Black Jack
U12 GIRLS - 2	2008	Club	U12 BOYS - 2	2008	Club
1st Place	Gillian Galik	Strathcona	1st Place	Cedar Jacob	Revelstoke
2nd Place	Maya Royle	Revelstoke	2nd Place	Simon Heidt	Sovereign Lake
3rd Place	Fiona Woodman	Revelstoke	3rd Place	Andreas Inkster	Hollyburn
3rd Place	Jasmine Hanry	Telemark			
U14 GIRLS - 1	2007	Club	U14 BOYS - 1	2007	Club
1st Place	Anna Segelken	Hollyburn	1st Place	Lucas Gitt	Hollyburn
2nd Place	Isobel Wilson	Revelstoke	2nd Place	Gavin Chatterton	Strathcona
3rd Place	Kiara Pighin	Sovereign Lake	3rd Place	Tobin Gill	Revelstoke
U14 GIRLS - 2	2006	Club	U14 BOYS - 2	2006	Club
1st Place	Roby Serrouya	Revelstoke	1st Place	Raleigh Tarte	Kimberley
2nd Place	Alissia Galvagno	Telemark	2nd Place	Eamon Wilson	Hollyburn
3rd Place	Madelaine Galik	Strathcona	3rd Place	Finn Redman	Telemark
U16 GIRLS - 1	2005	Club	U16 BOYS - 1	2005	Club
1st Place	Marin Lowe	Sea to Sky	1st Place	Adam Heale	Black Jack
2nd Place	Sofie Steinruck	Telemark	2nd Place	Dustin Hay	Hollyburn
3rd Place	Carly Nickurak	Toby Creek	3rd Place	Micah Jacob	Revelstoke
U16 GIRLS - 2	2004	Club	U16 BOYS - 2	2004	Club
1st Place	Alexandra Luxmoore	Revelstoke	1st Place	Garrett Siever	Telemark
2nd Place	Moira Green	Caledonia	2nd Place	Aidan Hay	Hollyburn
3rd Place	Zara Bucher	Larch Hills	3rd Place	Elliot Wilson	Revelstoke
U18 GIRLS - 1	2003	Club	U18 BOYS - 1	2003	Club
1st Place	Jaclyn Elliott	Revelstoke	1st Place	Torin Andrews	Sovereign Lake
2nd Place	Masha Stich	Toby Creek	2nd Place	Ian Mayer	Telemark
3rd Place	ClaireVan Bergeyk	Larch Hills	3rd Place	Martin Williamson	Caledonia

U18 GIRLS - 2	2002	Club	U18 BOYS - 2	2002	Club
1st Place	Emma Wong	Strathcona	1st Place	Grayson McKinnon	Telemark
2nd Place	Amelia Wells	Strathcona	2nd Place	Calvin Hepburn	Larch Hills
3rd Place	Maggie Beckner	Larch Hills	3rd Place	Fred Albrechtson	Nickel Plate
U20 WOMEN	2000-2001	Club	U20 MEN	2000-2001	Club
1st Place	Quinn Morgan	Kimberley	1st Place	Ian Williams	Telemark
2nd Place	Rachel Bates	Larch Hills	2nd Place	Emmanuel Bussani	Sovereign Lake
3rd Place	n/a		3rd Place	Ben Gadd	Kimberley
U23 WOMEN	1997-1999	Club	U23 MEN	1997-1999	Club
1st Place	Gina Cinelli	Revelstoke	1st Place	Gareth Williams	Telemark
2nd Place	Chloe Hetherington	Hollyburn	2nd Place	Francis Stanley	Telemark
3rd Place	n/a		3rd Place	Alexander Corbett	Larch Hills
SENIOR WOMEN	1990-1996	Club	SENIOR MEN	1990-1996	Club
1st Place	n/a		1st Place	Greg Kilroy	Sovereign Lake
2nd Place	n/a		2nd Place	n/a	
3rd Place	n/a		3rd Place	n/a	
MASTER WOMEN	30-39 yrs.	Club	MASTER MEN	30-39 yrs.	Club
1st Place	n/a		1st Place	n/a	
2nd Place	n/a		2nd Place	n/a	
3rd Place	n/a		3rd Place	n/a	
MASTER WOMEN	40-49 yrs.	Club	MASTER MEN	40-49 yrs.	Club
1st Place	Sheila Corbett	Larch Hills	1st Place	Glenn Bond	Larch Hills
2nd Place	Annmarie Gill	Revelstoke	2nd Place	Simon Pulfrey	Hollyburn
3rd Place	Mandy Kellner	Revelstoke	3rd Place	Kris Heale	Black Jack
MASTER WOMEN	50-59 yrs.	Club	MASTER MEN	50-59 yrs.	Club
1st Place	Maja Jacob	Revelstoke	1st Place	Paul Hardy	Sovereign Lake
2nd Place	n/a		2nd Place	Rupert Wong	Strathcona
3rd Place	n/a		3rd Place	Brent Hobbs	Telemark
MASTER WOMEN	60-69 yrs.	Club	MASTER MEN	60-69 yrs.	Club
1st Place	n/a		1st Place	Chris Andrews	Sovereign Lake
2nd Place	n/a		2nd Place	n/a	
3rd Place	n/a		3rd Place	n/a	
COLLEGE/ UNIVERSITY WOMEN		Club	COLLEGE/ UNIVERSITY MEN		Club
1st Place	Gina Cinelli	OC	1st Place	Ben Gadd	COTR
2nd Place	Ingrid Elisabeth Tveten	UBCV	2nd Place	Alexander Corbett	UBCO
3rd Place	Claire Grall-Johnson	UBCV	3rd Place	n/a	

TECK BC Championship Club Trophy

The BC Championship Club Trophy recognizes the achievements of club teams.

Team	Points	Rank
Larch Hills Nordic Society	83	1
Telemark Nordic Club	73	2
Sovereign Lake Nordic Club	69	3
Hollyburn Cross Country Ski Club	60	4
Revelstoke Nordic Ski Club	55	5
Strathcona Nordic Ski Club	32	6
Nordic Racers	25	7
Overlander Ski Club	16	8
Kimberley Nordic Ski Club	15	9
Black Jack Cross Country Ski Club	9	10
Toby Creek Nordic Ski Club	8	11
Nelson Nordic Ski Club	5	12
Williams Lake Cross Country Ski Club	5	13
Bulkley Valley Cross Country Ski Club	4	14
Caledonia Nordic Ski Club	3	15
Nickel Plate Cross Country Ski Club	4	16
Sea to Sky Nordic Ski Club	2	17

Number of clubs that accumulated points at the BC Championships:

2019-20	17
2018-19	16
2017-18	16
2016-17	15
2015-16	18
2014-15	15
2013-14	14

TECK BC Midget Championships

The Teck BC Midget Championships Club Trophy recognizes the achievements of club teams.

Team	Points	Rank
Larch Hills Nordic Society	168	1
Hollyburn Cross Country Ski Club	135	2
Sovereign Lake Nordic Club	99	3
Revelstoke Nordic Ski Club	87	4
Strathcona Nordic Ski Club	71	5
Methow Valley Nordic Club/USA	70	6
Telemark Nordic Club	62	7
Overlander Ski Club	60	8
Caledonia Nordic Ski Club	40	9
Black Jack Cross Country Ski Club	38	10
Nelson Nordic Ski Club	31	11
Toby Creek Nordic Ski Club	29	12
Plain Valley Nordic Club/USA	27	13
Valhalla Hills Nordic Ski Club	2	14
Leavenworth Winter Sports Club/USA	19	15
100 Mile Nordic Ski Society	6	16
Nickel Plate Cross Country Ski Club	6	17
Fernie Nordic Ski Club	5	18
Golden Nordic Ski Club	4	19
Williams Lake Cross Country Ski Club	3	20
Wells Gray Outdoors Club	1	21

Best Technique Awards

Skate	Classic
Ava Kwiatkowski (Overlander Ski Club)	Aleah Smith (Nelson Nordic Ski Club)
Gillian Galik (Strathcona Nordic Ski Club)	Anise Bazley (Black Jack Cross Country Ski Club)
Keiran Macintosh (Revelstoke Nordic Ski Club)	Jeremia Bucher (Revelstoke Nordic Ski Club)
Lex Hostyn (Sovereign Lake Nordic Club)	Sisu Clark (Methow Valley Nordic, USA)
Padraigh Hawksbee (Valhalla Hills Nordic Ski Club)	Tobin Gill (Revelstoke Nordic Ski Club)

RACING ROCKS!

BC Club Participation in Racing Rocks!	
Bulkley Valley Cross Country Ski Club	165
Cariboo Ski Touring Club	100
Nechako Nordics	70
Nelson Nordic Ski Club	70
Telemark Nordic Club	148
Whistler Nordics/Sea to Sky Nordics/ Spud Valley Nordics	35
TOTAL	588

NC Licenses

NC License Holders by Club										
Club	10-11	11-12	12-13	13-14	14-15	15-16	16-17	17-18	18-19	19-20
100 Mile Nordic Ski Society	2	2	3	1	1	1	0	0	0	1
Arrow Lakes CC Ski Club	0	0	0	0	0	0	0	0	0	0
Black Jack CC Ski Club	13	13	12	10	10	12	23	29	28	24
Bulkley Valley CC Ski Club	12	6	7	6	8	14	10	15	15	16
Caledonia Nordic Ski Club	7	10	9	11	7	14	12	15	12	15
Fernie Nordic Society	0	0	0	0	0	0	0	0	3	4
Golden Nordic Ski Club	3	1	0	0	0	3	6	0	0	1
Hollyburn CC Ski Club	15	17	27	27	30	21	22	24	31	37
Kimberley Nordic Ski Club	6	5	6	4	5	6	6	7	8	8
Larch Hill Nordic Society	16	17	21	18	16	36	44	40	49	59
Nechako Nordics Ski Club	1	1	2	2	2	0	0	0	0	0
Nelson Nordic Ski Club	2	2	1	0	0	0	7	7	0	3
Nickel Plate CC Ski Club	0	0	1	0	0	3	4	1	3	6
Nordic Racers Ski Club	7	1	9	6	5	3	3	3	7	3
Omineca Ski Club	5	0	0	0	0	1	0	0	0	0
Overlander Ski Club	7	5	8	9	9	5	3	7	7	11
Revelstoke Nordic Ski Club	5	11	7	5	9	16	20	23	24	30
Sea to Sky Nordic Ski Club	0	0	0	0	0	1	0	1	1	1
Snow Valley Nordic Ski Club	0	0	0	0	0	0	0	0	0	0
Sovereign Lake Nordic Club	14	8	11	10	17	20	18	17	21	36
Spud Valley Nordic Ass'n	0	0	0	2	3	1	2	1	0	0
Strathcona Nordic Ski Club	16	12	20	9	11	21	20	20	22	15
Sun Peaks Nordic Club	0	0	0	0	0	1	0	0	0	0
Telemark Nordic Club	11	10	13	8	12	23	21	35	35	37
Toby Creek Nordic Ski Club	0	0	0	0	0	0	0	0	0	1
Valhalla Hills Nordic Ski Club	0	1	0	0	0	0	0	0	0	1
UBC Nordic Ski Club	8	7	6	0	6	0	1	1	0	0
Whistler Nordic Ski Club	5	8	11	10	7	4	6	6	6	3
Williams Lake Nordic Ski Club	0	0	0	0	0	1	1	1	2	3
Total	155	137	174	138	158	207	229	253	282	322

NC License Holders by Province													
Division	07-08	08-09	09-10	10-11	11-12	12-13	13-14	14-15	15-16	16-17	17-18	18-19	19-20
AB	144	150	140	184	172	190	189	171	251	278	268	245	241
BC	146	142	136	155	137	174	141	158	207	229	252	282	322
MB	19	16	22	22	20	23	25	31	23	22	22	32	24
NB	6	6	11	14	13	6	12	18	26	28	30	31	17
NL	18	15	24	19	16	18	29	21	21	22	14	17	17
NS	4	1	8	14	10	10	10	11	6	8	9	13	9
NT	12	11	18	12	10	10	16	16	22	20	18	12	7
ON	245	285	260	298	299	312	287	285	316	351	402	427	442
PE	1	0	0	0	0	0	0	0	0	0	0	0	0
QC	206	210	194	189	224	207	206	237	276	283	306	390	403
SK	17	13	13	21	20	22	25	23	24	28	26	34	21
YT	18	20	36	23	22	23	21	23	45	23	24	37	34
Total	836	869	862	951	943	995	961	994	1217	1292	1371	1520	1537

Participation in Competitions

Cross Country BC

Date	Event	Location	Day #	Olympic	Loppet
Nov 30	Sovereign Lake Open	Vernon	# 1	292	
Dec 1	Sovereign Lake Open	Vernon	# 2	201	
Dec 1	Teck Coast Cup #1	Callaghan Valley	CANCELLED – Poor Snow Conditions		
Dec 21	Teck Coast Cup #2	Callaghan Valley		99	
Dec 21	BC Winter Games Trials - Zones 3, 4, 5	Callaghan Valley		20	
Dec 28	Teck Kootenay Cup #1	Rossland		78	
Dec 28	BC Winter Games Trials - Zone 1	Rossland		25	
Dec 29	Teck Kootenay Cup #2	Rossland		91	
Dec 28	Teck Northern Cup #1	Smithers		57	
Dec 28	BC Winter Games Trials - Zone 7	Smithers		16	
Dec 29	BC Winter Games Trials - Zone 2	Revelstoke		38	
Dec 29	BC Winter Games Trials - Zone 6	Mt Washington		8	
Dec 29	Teck Northern Cup #2	Prince George		68	
Dec 29	BC Winter Games Trials - Zone 8	Prince George		15	
Jan 4	Teck BC Cup #1	Salmon Arm	# 1	374	
Jan 5	Teck BC Cup #1	Salmon Arm	# 2	400	
Jan 11	Kelowna Apple Loppet	Kelowna			221
Jan 17	Western Canadian Cup	Callaghan Valley	# 1	178	
Jan 18	Western Canadian Cup	Callaghan Valley	# 2	267	
Jan 19	Western Canadian Cup	Callaghan Valley	# 3	186	
Jan 25	Reino Keski-Salmi Loppet	Salmon Arm			467
Jan 25	Snow Valley Open	Kitimat	CANCELLED		
Jan 25	Snowshoe Hare Sprints	Ft St John		21	
Jan 25-26	Teck Kootenay Cup #3	Invermere		211	

Date	Event	Location	Day #	Olympic	Loppet
Jan 25	Nipika Toby Creek Loppet	Invermere		70	
Jan 26	Teck Kootenay Cup # 4	Invermere		123	
Jan 26	Nipikia Toby Creek Loppet	Invermere		57	
Jan 26	Teck Northern Cup #3	Burns Lake		75	
Feb 1	Cascade Cup Loppet	Manning Park			37
Feb 1	Teck BC Cup #2	Prince George	# 1	186	
Feb 2	Teck BC Cup #2	Prince George	# 2	168	
Feb 1	Huckleberry Loppet	Golden	# 1		147
Feb 2	Huckleberry Loppet	Golden	# 2		104
Feb 2	Spud Valley Loppet	Pemberton			78
Feb 8	Teck Kootenay Cup #5	Kimberley		118	
Feb 9	Teck Kootenay Cup #6	Kimberley		239	
Feb 8	Teck Coast Cup #3	Callaghan Valley		132	
Feb 9	Teck Coast Cup #4	Callaghan Valley		198	
Feb 9	Sunshine Coast Loppet	Gibsons			64
Feb 15	Sovereign Sprint	Vernon		CANCELLED	
Feb 15	Teck Kootenay Cup #7	Nelson		67	
Feb 16	Teck Kootenay Cup #8	Nelson		94	
Feb 15	Teck Coast Cup #5	Mt. Washington		110	
Feb 16	Teck Coast Cup #6	Mt. Washington		126	
Feb 16	Teck Northern Cup #4/ Chris Dahlie Open	Smithers		71	
Feb 21	BC Winter Games	Ft. St. John	# 1	69	
Feb 22	BC Winter Games	Ft. St. John	# 2	69	
Feb 23	BC Winter Games	Ft. St. John	# 3	73	
Feb 22	Teck BC Midget Championships	Kamloops		211	
Feb 23	Teck BC Midget Championships	Kamloops		201	
Feb 22	Coast Outdoors P'ayakentsut	Callaghan Valley			533
Feb 22	Snow Valley Moose Marathon	Kitimat			93
Feb 29	Black Jack Loppet	Rossland			122
Feb 29	Teck Northern Cup #5	Vanderhoof		76	
Mar 1	Spirit of the River Loppet	Prince George			133
Mar 1	Blackwall Bash	Manning Park			23
Mar 6	Teck BC Championships	Kelowna	# 1	447	
Mar 7	Teck BC Championships	Kelowna	# 2	483	

Date	Event	Location	Day #	Olympic	Loppet
Mar 8	Teck BC Championships	Kelowna	# 3	516	
Mar 14	Wetzink'wa Loppet	Smithers	CANCELLED – COVID-19		
Mar 14	Teck Okanagan Cup Finale	Sun Peaks	CANCELLED – COVID-19		
Mar 14	Best in Snow Loppet	Vernon	CANCELLED – COVID-19		
Mar 15	Sun Peaks Loppet	Sun Peaks	CANCELLED – COVID-19		
Mar 15	Vancouver Island Loppet	Mt. Washington			94
Mar 26 - Apr 2	National Championship/ Super Tour Finals National Para-Nordic Championships	Vernon, BC	CANCELLED – COVID-19		
			TOTALS	6624	2116

Previous Years Statistics		
2018/19	6542	3055
2017/18	6889	2762
2016/17	6586	2695
2015/16	6532	2633
2014/15	6144	2027
2013/14	6031	3050
2012/13	6196	2109
2011/12	5895	2706
2010/11	5382	2081
2009/10	4566	2595
2008/09	7040	2355
2007/08	5711	2339
2006/07	4593	2074
2005/06	4516	731
2004/05	3758	2805
2003/04	3959	2166
2002/03	4573	3278
2001/02	4077	3115
2000/01	3633	2917
1999/00	4428	2764

**2019 - 20
YEAR END REPORT**



**CROSS COUNTRY BC
FINANCIALS**

CROSS COUNTRY BC

Projected Financial Statement 2019-20

Revenues

Grants & Support	
Provincial viaSport Contribution	299,229
Provincial viaSport BCSP Grant	27,000
Community Gaming	68,500
Other	4,800
 Programs	
Athlete Development	267,513
Coaching Development	49,464
Officials Development	5,415
 Fundraising	
Sponsorship and Marketing	141,270
Donations	78,756
 Membership Fees	167,610
Miscellaneous	11,740
Total Revenues	1,121,297

Expenses

Programs	
Athlete Development	581,658
Coaching Development	54,568
Officials Development	3,609
Club Development	145,887
Sport Promotion	25,410
 Administration	
Staff & Contractors	225,659
Office	48,464
Total Expenses	1,085,255

Excess of revenues over expenses	36,042
----------------------------------	--------

CROSS COUNTRY BC

Budget 2020-21

Revenues

Grants & Support	
viaSport Contribution	299,000
viaSport BCSP Grant	20,000
Community Gaming	68,500
Other	4,000
Programs	
Athlete Development	183,000
Coaching Development	46,000
Officials Development	5,000
Fundraising	
Sponsorship and Marketing	134,000
Donations	2,500
Membership Fees	168,000
Other	12,000
Total Revenues	942,000

Expenses

Programs	
Athlete Development	527,000
Coaching Development	58,000
Officials Development	6,000
Club Development	68,000
Sport Promotion	26,000
Administration	
Staff & Contractors	230,000
Office	43,000
Total Expenses	958,000

Excess of revenues over expenses	-16,000
----------------------------------	---------

Baker Tilly Audit Report (numbered separately)

CROSS COUNTRY BC

Vernon, B.C.

FINANCIAL STATEMENTS

March 31, 2020



Baker Tilly WM LLP

900 - 400 Burrard Street
Vancouver, BC
Canada V6C 3B7
T: 604.684.6212
F: 604.688.3497

vancouver@bakertilly.ca
www.bakertilly.ca

INDEPENDENT AUDITOR'S REPORT

To the Members of Cross Country BC:

Report on the Audit of the Financial Statements

Opinion

We have audited the financial statements of Cross Country BC (the "Association"), which comprise the statement of financial position as at March 31, 2020, and the statement of operations, statement of changes in net assets and statement of cash flows for the year then ended, and notes to the financial statements, including a summary of significant accounting policies.

In our opinion, the accompanying financial statements present fairly, in all material respects, the financial position of the Association as at March 31, 2020, and its results of operations and its cash flows for the year then ended in accordance with Canadian accounting standards for not-for-profit organizations.

Basis for Opinion

We conducted our audit in accordance with Canadian generally accepted auditing standards. Our responsibilities under those standards are further described in the Auditor's Responsibilities for the Audit of the Financial Statements section of our report. We are independent of the Association in accordance with the ethical requirements that are relevant to our audit of the financial statements in Canada, and we have fulfilled our other ethical responsibilities in accordance with these requirements. We believe that the audit evidence we have obtained is sufficient and appropriate to provide a basis for our opinion.

Other Matter

The financial statements of the Association for the year ended March 31, 2019 were audited by another auditor who expressed an unmodified opinion on those statements on July 24, 2019.

Responsibilities of Management and Those Charged with Governance for the Financial Statements

Management is responsible for the preparation and fair presentation of the financial statements in accordance with Canadian accounting standards for not-for-profit organizations, and for such internal control as management determines is necessary to enable the preparation of financial statements that are free from material misstatement, whether due to fraud or error.

In preparing the financial statements, management is responsible for assessing the Association's ability to continue as a going concern, disclosing, as applicable, matters related to going concern and using the going concern basis of accounting unless management either intends to liquidate the Association or to cease operations, or has no realistic alternative but to do so.

Those charged with governance are responsible for overseeing the Association's financial reporting process.

Auditor's Responsibilities for the Audit of the Financial Statements

Our objectives are to obtain reasonable assurance about whether the financial statements as a whole are free from material misstatement, whether due to fraud or error, and to issue an auditor's report that includes our opinion. Reasonable assurance is a high level of assurance, but is not a guarantee that an audit conducted in accordance with Canadian generally accepted auditing standards will always detect a material misstatement when it exists. Misstatements can arise from fraud or error and are considered material if, individually or in the aggregate, they could reasonably be expected to influence the economic decisions of users taken on the basis of these financial statements. As part of an audit in accordance with Canadian generally accepted auditing standards, we exercise professional judgment and maintain professional skepticism throughout the audit. We also:

- ♦ Identify and assess the risks of material misstatement of the financial statements, whether due to fraud or error, design and perform audit procedures responsive to those risks, and obtain audit evidence that is sufficient and appropriate to provide a basis for our opinion. The risk of not detecting a material misstatement resulting from fraud is higher than for one resulting from error, as fraud may involve collusion, forgery, intentional omissions, misrepresentations, or the override of internal control.
- ♦ Obtain an understanding of internal control relevant to the audit in order to design audit procedures that are appropriate in the circumstances, but not for the purpose of expressing an opinion on the effectiveness of the Association's internal control.
- ♦ Evaluate the appropriateness of accounting policies used and the reasonableness of accounting estimates and related disclosures made by management.
- ♦ Conclude on the appropriateness of management's use of the going concern basis of accounting and, based on the audit evidence obtained, whether a material uncertainty exists related to events or conditions that may cast significant doubt on the Association's ability to continue as a going concern. If we conclude that a material uncertainty exists, we are required to draw attention in our auditor's report to the related disclosures in the financial statements or, if such disclosures are inadequate, to modify our opinion. Our conclusions are based on the audit evidence obtained up to the date of our auditor's report. However, future events or conditions may cause the Association to cease to continue as a going concern.
- ♦ Evaluate the overall presentation, structure and content of the financial statements, including the disclosures, and whether the financial statements represent the underlying transactions and events in a manner that achieves fair presentation.



We communicate with those charged with governance regarding, among other matters, the planned scope and timing of the audit and significant audit findings, including any significant deficiencies in internal control that we identify during our audit.

Report on Other Legal and Regulatory Requirements

As required by the *Societies Act* (British Columbia), we report that, in our opinion, the accounting principles in Canadian accounting standards for not-for-profit organizations have been applied on a basis consistent with that of the preceding year.

Baker Tilly WM LLP

CHARTERED PROFESSIONAL ACCOUNTANTS

Vancouver, B.C.
July 30, 2020

Approved

Reid Carter

CROSS COUNTRY BC

STATEMENT OF OPERATIONS

For the year ended March 31, 2020

	2020	2019
	\$	\$
Revenues		
Grants - viaSport	326,229	288,175
Programs	323,742	256,836
Memberships	167,610	168,680
Sports development sponsorships	129,035	122,777
Community gaming grants	68,500	62,000
Marketing	16,100	19,050
Donations	6,217	9,138
Other	3,845	10,012
	<u>1,041,278</u>	<u>936,668</u>
Expenditures		
Administration	191,083	196,338
Amortization	3,263	4,901
Athlete development	637,521	600,330
Club development	73,348	43,746
Coaching development	102,883	88,723
Officials development	3,609	2,490
Sports promotion	25,410	22,355
	<u>1,037,117</u>	<u>958,883</u>
Excess (deficiency) of revenues over expenditures before other items	<u>4,161</u>	<u>(22,215)</u>
Other income (expense)		
Gain on sale of property and equipment	1,769	-
Writedown of prepaid expenditures	<u>(24,520)</u>	<u>-</u>
	<u>(22,751)</u>	<u>-</u>
Deficiency of revenues over expenditures	<u>(18,590)</u>	<u>(22,215)</u>

The accompanying notes are an integral part of these financial statements.

CROSS COUNTRY BC

STATEMENT OF CHANGES IN NET ASSETS

For the year ended March 31, 2020

	Unrestricted \$	Invested in property and equipment \$	Total 2020 \$	Total 2019 \$
Balance, beginning	250,567	2,923	253,490	275,705
Deficiency of revenues over expenditures	(18,197)	(393)	(18,590)	(22,215)
Disposal of property and equipment	2,530	(2,530)	-	-
Balance, ending	234,900	-	234,900	253,490

The accompanying notes are an integral part of these financial statements.

CROSS COUNTRY BC

STATEMENT OF FINANCIAL POSITION

March 31, 2020

	2020	2019
	\$	\$
Assets		
Current		
Cash	33,581	46,073
Short-term investment (Note 2)	203,800	200,000
Accounts receivable	23,707	11,892
Prepaid expenditures	213	35,460
Restricted cash (Note 3)	544	544
	<u>261,845</u>	<u>293,969</u>
Property and equipment (Note 4)	8,610	14,403
	<u>270,455</u>	<u>308,372</u>
Liabilities		
Current		
Payables and accruals	26,945	43,403
Deferred property and equipment funding	8,610	11,479
	<u>35,555</u>	<u>54,882</u>
Net Assets		
Unrestricted	234,900	250,567
Invested in property and equipment	-	2,923
	<u>234,900</u>	<u>253,490</u>
	<u>270,455</u>	<u>308,372</u>

Commitments (Note 8)

Impact of COVID-19 pandemic (Note 9)

Approved by the Board:



Chair



Treasurer

CROSS COUNTRY BC

STATEMENT OF CASH FLOWS

For the year ended March 31, 2020

	2020	2019
	\$	\$
Cash flows related to operating activities		
Deficiency of revenues over expenditures	(18,590)	(22,215)
Adjustments for items which do not affect cash:		
Amortization	3,263	4,901
Amortization of deferred property and equipment funding	(2,869)	(3,827)
Gain on sale of property and equipment	(1,769)	-
Writedown of prepaid expenditures	<u>24,520</u>	<u>-</u>
	4,555	(21,141)
Changes in non-cash working capital:		
Accounts receivable	(11,815)	1,215
Prepaid expenditures	10,727	8,960
Payables and accruals	<u>(16,458)</u>	<u>9,668</u>
	<u>(12,991)</u>	<u>(1,298)</u>
Cash flows related to investing activities		
Proceeds on disposal of property and equipment	4,299	-
Purchase of short-term investment	(203,800)	(200,000)
Redemption of short-term investment	<u>200,000</u>	<u>182,845</u>
	<u>499</u>	<u>(17,155)</u>
Net decrease in cash	(12,492)	(18,453)
Cash, beginning	<u>46,617</u>	<u>65,070</u>
Cash, ending	34,125	46,617
Cash consists of:		
Cash	33,581	46,073
Restricted cash	<u>544</u>	<u>544</u>
	<u>34,125</u>	<u>46,617</u>

The accompanying notes are an integral part of these financial statements.

CROSS COUNTRY BC

NOTES TO THE FINANCIAL STATEMENTS

For the year ended March 31, 2020

Cross Country BC (the "Association") is a not-for-profit organization incorporated under the Societies Act of British Columbia and accordingly is exempt from income tax under provisions of the Income Tax Act provided certain requirements of the Income Tax Act are met. It is not a registered charity that can issue tax receipts. Its purpose is to provide provincial programming for the continuous development of cross-country skiing programs, recreational through to competitive, to a broad cross section of the community.

1. Significant accounting policies

These financial statements have been prepared in accordance with Canadian accounting standards for not-for-profit organizations and include the following significant accounting policies:

Short-term investments

Short-term investments consist of investments in money market or other short-term instruments with a maturity of more than 90 days and less than one year.

Property and equipment

Property and equipment are carried at cost less accumulated amortization. Amortization is calculated annually as follows:

Vehicles	25%
Timing equipment	25%

Contributed property and equipment are recorded at fair values at the date of the contribution.

When property and equipment no longer has any long-term service potential to the Association, the excess of its net carrying amount over any residual value is recognized as an other expense in the statement of operations. Write-downs are not reversed.

Revenue recognition

The Association follows the deferral method of accounting for contributions, which include donations and government grants. Revenue is recorded when received or receivable if the amount to be received can be reasonably estimated and collection is reasonably assured. Government grants approved but not received at the end of an accounting period are accrued. Restricted contributions are recognized in revenue in the period in which the expenses relating to the project are incurred.

Restricted contributions received for the acquisition of property and equipment are deferred and amortized to revenue on the same basis that the related property and equipment are amortized.

Revenue from memberships and programs are recognized when the services are provided or the goods are sold. Sponsorships, marketing and other revenue are recognized when the services or goods are provided.

CROSS COUNTRY BC

NOTES TO THE FINANCIAL STATEMENTS

For the year ended March 31, 2020

1. Significant accounting policies (continued)

Financial instruments

Measurement of financial instruments

The Association measures its financial assets and financial liabilities at fair value at the acquisition date, except for financial assets and financial liabilities acquired in related party transactions. Transaction costs related to the acquisition of financial instruments subsequently measured at fair value are recognized in deficiency of revenues over expenditures when incurred. The carrying amounts of financial instruments not subsequently measured at fair value are adjusted by the amount of transaction costs directly attributable to the acquisition of the instrument.

The Association subsequently measures all of its financial assets and financial liabilities at amortized cost.

Impairment

Financial assets measured at amortized cost are assessed for indications of impairment at the end of each reporting period. If impairment is identified, the amount of the write-down is recognized as an impairment loss in deficiency of revenues over expenditures. Previously recognized impairment losses are reversed when the extent of the impairment decreases, provided that the adjusted carrying amount is no greater than the amount that would have been reported at the date of the reversal had the impairment not been recognized previously. The amount of the reversal is recognized in deficiency of revenues over expenditures.

Contributed materials and services

Contributed materials and services are not recognized in the financial statements unless they are substantial, a fair value can be reasonably estimated and the materials and services are used in the normal course of operations and would otherwise have been purchased. No contributed materials and services were recognized in the years ending 2020 and 2019.

Use of estimates

The preparation of financial statements in conformity with Canadian accounting standards for not-for-profit organizations requires management to make estimates and assumptions that affect the reported amounts of assets and liabilities at the date of the financial statements and the reported amounts of revenues, expenditures, other income and other expenses during the reporting period.

CROSS COUNTRY BC

NOTES TO THE FINANCIAL STATEMENTS

For the year ended March 31, 2020

2. Short-term investment

	2020	2019
	\$	\$
Guaranteed Investment Certificates	<u>203,800</u>	<u>200,000</u>

The Guaranteed Investment Certificates are held with the Royal Bank of Canada, earn interest at 1.75% (2019: 1.9%) per annum and mature in February, 2021 (2019: January, 2020).

3. Restricted cash

Revenue earned from the Community Gaming Grant is used to purchase goods and services required to provide the various programs offered by the Association during the year.

Funds held in the Association's gaming account are restricted for these future programs, and have therefore been classified as restricted cash. The balance in this account at March 31, 2020 is \$544 (2019: \$544).

4. Property and equipment

	Cost	Accumulated amortization	2020 Net carrying amount	2019 Net carrying amount
	\$	\$	\$	\$
Vehicles	-	-	-	2,924
Timing equipment	<u>15,972</u>	<u>7,362</u>	<u>8,610</u>	<u>11,479</u>
	<u>15,972</u>	<u>7,362</u>	<u>8,610</u>	<u>14,403</u>

CROSS COUNTRY BC

NOTES TO THE FINANCIAL STATEMENTS

For the year ended March 31, 2020

5. Financial instruments

Items that meet the definition of a financial instrument include cash, restricted cash, short-term investment, accounts receivable and payables and accruals.

It is management's opinion that the Association is not exposed to significant liquidity risk or market risk arising from these financial instruments.

The following is a summary of the significant financial instrument risks:

Credit risk

Credit risk is the risk that one party to a financial instrument will cause a financial loss for the other party by failing to discharge an obligation. The Association is exposed to credit risk in connection with its accounts receivable.

6. Economic dependence

A significant portion of the Association's revenues are derived from direct and indirect funding from the Province of British Columbia. In 2020, these revenues represented 38% (2019: 37%) of total revenues.

7. Remuneration of employees, contractors and directors

The Societies Act of British Columbia requires the Association to disclose the remuneration paid to employees and contractors whose remuneration during the year was at least \$75,000 and all remuneration paid to directors.

For the fiscal year ended 2020, the Association did not pay any remunerations to employees and contractors for services in excess of \$75,000 in aggregate (2019: none).

No directors of the Association were remunerated for the fiscal year ending 2020 (2019: none).

CROSS COUNTRY BC

NOTES TO THE FINANCIAL STATEMENTS

For the year ended March 31, 2020

8. Commitments

The Association leases a vehicle, equipment and premises under lease agreements with varying lease terms. Minimum lease payments are as follows:

	\$
2021	19,198
2022	8,913
2023	8,250
2024	8,250
2025	1,375
	<hr/>
	45,986
	<hr/>

9. Impact of COVID-19 pandemic

On March 11, 2020, the World Health Organization categorized COVID-19 as a pandemic. The economic effects within the Association's environment and in the global markets, disruption in supply chains, and measures being introduced at various levels of government to curtail the spread of the virus (such as travel restrictions, closures of non-essential municipal and private operations, imposition of quarantines and social distancing) could have a material impact on the Association's future operations and financial results.

The Association cannot estimate the length and gravity of the COVID-19 pandemic. The Association is continually monitoring and assessing new information and recommendations from health and government authorities as it becomes available, and will continue to respond accordingly.

As of the date of the approval of the financial statements on July 30, 2020, certain events planned for fiscal 2021 have been cancelled due to the current measures enforced by the government. While this presents uncertainty over future revenues, management expects the Association will have adequate cash flow to fund its operations during this crisis through existing revenue sources that have confirmed their funding intentions and tight controls over operating expenses. Revenue is expected to decrease compared to fiscal 2020, however it is expected to be sustainable due to the Association's reputation in the community.

10. Comparative figures

Certain 2019 comparative figures have been reclassified to conform with the financial statement presentation adopted for 2020.



We acknowledge the financial support of the Province of British Columbia.