



# **CROSS COUNTRY BC**

*Cross Country Canada – B.C. Division*

**Minutes and Reports**

**of the**

**Annual General Meeting**

**held**

**May 13, 2017**

**at**

**Kamloops, BC**



**CROSS COUNTRY BC**  
**MINUTES AND REPORTS OF THE**  
**CROSS COUNTRY BC ANNUAL GENERAL MEETING**  
**KAMLOOPS, BC – May 13, 2017**

---

<b>CONTENTS</b>	<b>PAGE</b>
NOTICE OF ANNUAL GENERAL MEETING	1
AGENDA OF THE ANNUAL GENERAL MEETING	2
MINUTES OF THE ANNUAL GENERAL MEETING	3
PROGRAM REPORTS	
Club Development	6
Club Infrastructure	7
Membership Report	8
Athlete Development	10
Skill Development Program Overview	11
Participant Numbers by Zone	12
Teck Regional Camp Program	13
Canadian National Championship Aggregate Awards	15
Canadian National Championship Individual Medals	16
Ski S’Kool Program Report	18
2017-18 BC Ski Team & BCDS/BCTS Nominations	20
Coaching	21
2016-17 Reports: Year at a Glance	22
Officials	33
2016-17 Reports: Year at a Glance	34
Competitions	39
Teck BC Cup Series Awards	40
2017 Teck BC Championship Club Trophy	43
2017 Teck BC Midget Championships Trophy	44
Racing Rocks!	45
CCC License Holders Report	46
Number of Participants in Competitions	47

Financial	49
2016-17 Financial Statement	50
2017-18 Budget	51
2016-17 Audited Statement	52



**Cross Country BC**

# **ANNUAL GENERAL MEETING**

**Notice is hereby given of the**

**Annual General Meeting**

**of Cross Country BC**

**to be held at**

**Thompson Rivers University  
Kamloops, British Columbia**

**Saturday, May 13, 2017**

**The meeting will commence at 4:00 PM**



## **Cross Country BC**

**ANNUAL GENERAL MEETING  
Kamloops, BC May 13, 2017**

### **AGENDA**

- 1. CHAIRPERSONS OPENING REMARKS**
- 2. INTRODUCTION OF CLUB DELEGATES**
- 3. ADOPTION OF AGENDA**
- 4. ACCEPTANCE OF THE 2016 AGM MINUTES**  
Kamloops, May 14, 2016
- 5. BUSINESS ARISING FROM THE MINUTES**
- 6. CROSS COUNTRY BC CHAIRPERSON REPORT**
- 7. FINANCIAL REPORT**

7.1	Financial Statement	2016-17
7.2	Budget	2017-18
7.3	Cross Country BC Auditor	2017-18
- 8. OTHER BUSINESS**

8.1	Date of 2018 CCBC AGM
-----	-----------------------
- 9. ELECTION OF DIRECTORS**

9.1	Chairperson
9.2	Director-at-Large
9.3	Director-at-Large
9.4	Director-at-Large



## Cross Country BC

Minutes of the  
Cross Country BC  
Annual General Meeting  
Kamloops, BC. May 13, 2017

---

The meeting was brought to order at 4:05pm. The following were present:

Vesta Giles	Overlander Ski Club
Mike Thomas	Revelstoke Nordic Ski Club
Lisa Young	Williams Lake Cross Country Ski Club
Sally Connon	Caledonia Nordic Ski Club
John Huybers	Caledonia Nordic Ski Club
Jeff Sim	Hollyburn Cross Country Ski Club/CCBC Board
Barry Allen	Telemark Nordic Ski Club/CCBC Board
Jacqui Richards	Black Jack Cross Country Ski Club
Mark Richards	Black Jack Cross Country Ski Club/CCBC Board
Reid Carter	Hollyburn Cross Country Ski Club/CCBC Board
Wannes Luppens	CCBC Executive Director
Dennis Wu	CCBC Administration and Communications Coordinator

The above also attended the Club Development Workshop on Saturday, 13<sup>th</sup> May including:

Rob Serroya	Revelstoke Nordic Ski Club
Jeff Dolinsky	Golden Nordic Ski Club

---

**1. CHAIRPERSONS OPENING REMARKS**

Mark Richards welcomed everyone to the meeting.

**2. INTRODUCTION OF CLUB DELEGATES**

Introductions held during the club workshop.

**3. ADOPTION OF AGENDA**

Motion: *“That the agenda be accepted as distributed”*.

Jeff Sim/Reid Carter

Carried

**4. ACCEPTANCE OF MINUTES FROM THE 2016 AGM, KAMLOOPS (May 14, 2016)**

Motion: *“That the minutes of the 2016 AGM in Kamloops be accepted as presented”*.

Jeff Sim/Reid Carter

Carried

**5. BUSINESS ARISING FROM THE MINUTES**

None

**6. CROSS COUNTRY BC CHAIRPERSON REPORT**

Mark Richards thanked the staff of CCBC for their work and support.

**7. FINANCIAL REPORT**

7.1 The 2016-2017 Financial Statement was presented and discussed.

7.2 The 2017-2018 Budget presented and discussed.

7.3 Cross Country BC Auditor 2017-18

Motion: *“That KPMG will be replaced by Delloite as CCBC Auditor for 2017-18”*.

Barry Allen/Reid Carter

Carried

## 8. OTHER BUSINESS

### 8.1 Date and Location of 2018 CCBC AGM

The date and location of the 2018 Club Development Workshop and Annual General Meeting will be in Kamloops: tentative May 5<sup>th</sup> weekend.

Discussed the possibility of a dial up/conference call for workshop for the next AGM.

## 9. ELECTION OF DIRECTORS

The Elections were conducted by Mark Richards (by acclamation)

Returning members:

Director-at-Large – Jeff Sim (year 2 of 2-year term)

Director-at-Large – Jim Burbee (year 2 of 2-year term)

Re-elected members:

Director-at-Large – Barry Allen (year 1 of 2-year term)

Chair – Reid Carter (year 1 of 2-year term, replacing Mark Richards as Chair)

The following members were nominated and were elected by acclamation:

Director-at-Large – Mike Thomas

Director-at-Large – Lisa Young

Director-at-Large – Andrea Stapff

Reid Carter thanked and presented a gift to Mark Richards for his services as CCBC Chairman and board member throughout the years

## 10. ADJOURNMENT

Motion: *“That the 2017 AGM be adjourned”*.

Mark Richards

Adjourned 4:55pm

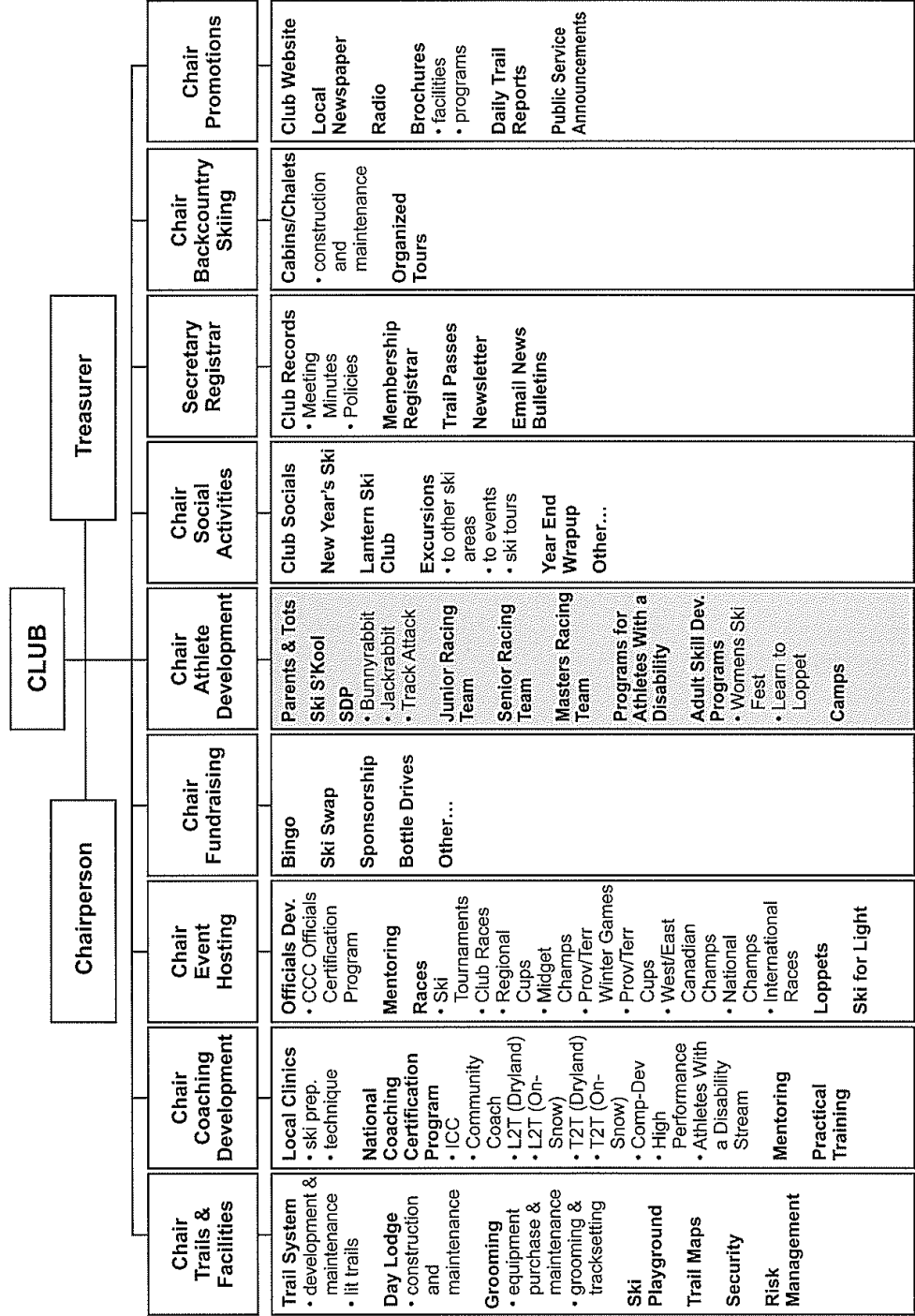


**2016-17  
YEAR END REPORT**



**Cross Country BC  
Club Development**

8.3.1 Example Full Service Club Infrastructure





## Membership Report 2016-17 Season

<u>Name of Club</u>	<u>07-08</u>	<u>08-09</u>	<u>09-10</u>	<u>10-11</u>	<u>11-12</u>	<u>12-13</u>	<u>13-14</u>	<u>14-15</u>	<u>15-16</u>	<u>16-17</u>
Arrow Lakes CC Ski Club	28	33	24	35	29	28	32	24	25	40
Bear Mountain CC Ski Club	78	80	133	132	106	144	162	159	147	83
Black Jack CC Ski Club	503	577	633	719	617	678	727	710	722	716
Bulkley Valley CC Ski Club	637	675	720	698	702	638	606	571	599	539
Caledonia Nordic Ski Club	1236	1433	1592	1623	1618	1822	1873	1633	1437	1519
Callaghan Valley CC Ski Club	10	10	10	10	10	10	10	11	11	11
Cariboo Ski Touring Club	390	362	414	404	402	473	521	505	370	346
Castlegar Nordic Ski Club	474	453	525	657	657	707	849	0	0	0
China Ridge CC Ski Assoc.	36	59	92	87	87	100	0	0	0	0
Clinton Snow Jockey Club	16	15	21	25	15	10	21	17	18	10
Elkford Nordic Ski Club	57	54	39	39	33	28	67	35	31	42
Fernie Nordic Society	206	175	142	145	219	341	389	573	751	722
Fort Nelson CC Ski Club	42	55	73	32	46	76	67	77	70	30
Golden Nordic Ski Club	359	399	501	561	471	503	604	592	592	620
Highland Valley Outdoor Ass'n	28	24	21	10	10	31	24	26	10	25
Hollyburn CC Ski Club	537	488	522	540	550	600	634	649	483	522
Kaslo Nordic Club	0	0	0	0	10	81	80	111	103	102
Kimberley Nordic Ski Club	379	369	618	753	926	1020	1059	897	1054	1069
Larch Hills Ski Club	931	969	982	868	946	975	978	968	1041	1032
Mackenzie Nordiques	230	141	120	150	133	143	142	99	97	116
Manning Nordic	0	0	0	0	0	0	0	0	26	25
McKinney Nordic Ski Club	43	49	49	45	41	48	45	36	47	41
Morice Mountain Nordic Ski Club	107	201	209	170	141	225	188	201	208	213
Nechako Nordics	49	54	73	64	65	69	66	58	53	53
Nelson Nordic Ski Club	756	744	768	673	702	705	800	738	720	784
Nickel Plate Cross Country Ski Club	567	513	552	626	617	611	641	557	559	547
Nordic Racers	277	278	241	319	320	368	280	229	177	264
Nordic Wrecks	170	155	138	132	97	121	120	0	0	0
North Thompson Rec Society	48	60	53	29	14	24	10	10	12	18
Omineca Ski Club	322	300	319	260	277	273	256	276	239	224

<b><u>Name of Club</u></b>	<b><u>07-08</u></b>	<b><u>08-09</u></b>	<b><u>09-10</u></b>	<b><u>10-11</u></b>	<b><u>11-12</u></b>	<b><u>12-13</u></b>	<b><u>13-14</u></b>	<b><u>14-15</u></b>	<b><u>15-16</u></b>	<b><u>16-17</u></b>
100 Mile Nordic Ski Society	92	87	100	159	157	140	190	135	159	177
Overlander Ski Club	531	448	524	575	516	538	682	605	550	735
Revelstoke CC Ski Club	353	332	356	459	492	499	587	658	685	722
Sea to Sky Nordics Ski Club	209	143	54	65	78	111	122	211	187	354
Skmana Ski Club	39	57	39	86	97	80	88	10	11	10
Snow Valley Nordic Ski Club	176	199	251	301	360	343	328	324	331	354
Sovereign Lake Nordic Club	1639	1458	1430	1606	1673	1594	1709	1681	1612	1652
Spud Valley Nordic Association	53	85	100	116	106	89	104	120	117	92
Stikine Nordic CC Ski Club	25	15	0	0	0	0	0	0	0	0
Strathcona Nordic Ski Club	512	466	406	402	431	490	461	400	322	446
Sun Peaks Nordic Club	0	0	0	0	0	153	121	99	63	107
Sunset Ridge Ski Society	40	24	16	10	29	10	10	10	72	99
Telemark Nordic Club	891	963	939	1003	994	988	1071	1077	1038	1177
Tetrahedron Outdoor Club	0	35	209	225	230	236	212	164	122	120
Toby Creek CC Ski Club	84	93	223	213	156	165	306	280	257	293
UBC Nordic Ski Club	13	10	10	11	10	14	19	14	0	10
Valhalla Hills Nordic Ski Club	10	10	10	15	42	39	53	39	46	67
Vancouver Skiers Touring Club	220	192	201	229	191	198	179	194	240	216
Wells Gray Outdoor Club	137	135	108	141	110	138	156	104	110	119
Whiskey Jack Nordic Ski Club	76	76	64	87	71	69	91	102	116	131
Whistler Nordic Ski Club	257	275	265	273	269	222	158	163	130	229
Williams Lake CC Ski Club	224	207	209	141	142	198	213	214	214	204
Wolverine Nordic Association	111	73	0	0	0	0	0	0	0	0
Yellowhead Outdoor Rec. Assoc.	10	10	10	0	0	0	0	0	0	0
Yellowhead Ski Club	15	30	38	73	83	48	34	35	64	32
<b>Overall Membership Totals</b>	<b>14246</b>	<b>14148</b>	<b>15146</b>	<b>15996</b>	<b>16098</b>	<b>17214</b>	<b>18145</b>	<b>16401</b>	<b>15927</b>	<b>16857</b>

Total number of clubs in:

**2016-17: 49**

**2015-16: 48**

**2014-15: 48**

**2013-14: 50**

**2012-13: 51**

**2011-12: 50**

**2010-11: 49**

**2009-10: 50**

**2008-09: 52**

**2007-08: 52**

**2016 - 17**  
**YEAR END REPORT**



**Cross Country BC**  
**Athlete Development Program**

# Skill Development Program Overview

## SKILL DEVELOPMENT PARTICIPANT ENROLLMENT

Year	07-08	08-09	09-10	10-11	11-12	12-13	13-14	14-15	15-16	16-17
Northern Zone	578	608	649	565	627	751	768	668	674	623
Coast Zone	536	573	627	599	627	633	612	681	551	683
Okanagan Zone	622	600	646	645	566	633	702	676	646	801
Kootenay Zone	207	228	217	261	311	369	403	421	411	448
Total Participation	1943	2009	2139	2070	2131	2386	2485	2446	2282	2555

## SKILL DEVELOPMENT PROGRAM CLUB ENROLLMENT

Year	07-08	08-09	09-10	10-11	11-12	12-13	13-14	14-15	15-16	16-17
Northern Zone	10	11	11	11	10	11	11	10	11	12
Coast Zone	5	6	6	6	6	6	6	6	6	6
Okanagan Zone	8	8	8	8	7	8	8	8	8	8
Kootenay Zone	6	5	6	6	8	8	8	8	7	9
Total Participation	29	30	31	31	31	33	33	32	32	35

# Participant Numbers by Zone

<b>Northern Zone</b>	<b>07-08</b>	<b>08-09</b>	<b>09-10</b>	<b>10-11</b>	<b>11-12</b>	<b>12-13</b>	<b>13-14</b>	<b>14-15</b>	<b>15-16</b>	<b>16-17</b>
Bear Mountain Nordic	0	14	27	18	22	38	34	36	35	20
Bulkley Valley CC Ski Club	98	97	101	83	111	98	111	112	111	110
Caledonia Nordic Ski Club	161	197	217	192	200	242	252	224	231	204
Cariboo Ski Touring Club	49	49	28	27	50	67	89	61	60	38
Mackenzie Nordiques	41	29	30	42	27	27	20	13	15	7
Morice Mtn Nordic Ski Club	22	31	36	28	0	36	35	0	35	31
Nechako Nordics	39	46	58	48	52	57	52	37	31	32
Omineca Ski Club	87	68	54	43	65	65	53	60	44	44
100 Mile Nordic Ski Society	23	15	23	29	36	28	36	29	11	13
Snow Valley Nordic Ski Club	27	33	40	36	41	58	48	55	62	67
Whiskey Jack Ski Club	0	0	0	0	0	0	0	0	0	17
Williams Lake CC Ski Club	31	29	35	19	23	35	38	41	39	40
<b>Total Participants</b>	<b>578</b>	<b>608</b>	<b>649</b>	<b>565</b>	<b>627</b>	<b>751</b>	<b>768</b>	<b>668</b>	<b>674</b>	<b>623</b>
<b>Total Clubs</b>	<b>10</b>	<b>11</b>	<b>11</b>	<b>11</b>	<b>10</b>	<b>11</b>	<b>11</b>	<b>10</b>	<b>11</b>	<b>12</b>

<b>Coast Zone</b>	<b>07-08</b>	<b>08-09</b>	<b>09-10</b>	<b>10-11</b>	<b>11-12</b>	<b>12-13</b>	<b>13-14</b>	<b>14-15</b>	<b>15-16</b>	<b>16-17</b>
Hollyburn CC Ski Club	240	217	238	237	226	236	244	257	188	221
Spud Valley Nordics	43	59	82	88	86	70	80	87	82	63
Sea to Sky Nordic Ski Club	36	55	25	28	42	56	61	91	105	117
Strathcona Nordic Ski Club	157	143	125	117	120	127	128	106	71	124
Tetrahedron Outdoor Club	0	11	68	48	60	57	49	54	36	77
Whistler Nordic Ski Club	60	88	89	81	93	87	50	86	69	81
<b>Total Participants</b>	<b>536</b>	<b>573</b>	<b>627</b>	<b>599</b>	<b>627</b>	<b>633</b>	<b>612</b>	<b>681</b>	<b>551</b>	<b>683</b>
<b>Total Clubs</b>	<b>5</b>	<b>6</b>	<b>6</b>	<b>6</b>	<b>6</b>	<b>6</b>	<b>6</b>	<b>6</b>	<b>6</b>	<b>6</b>

<b>Okanagan Zone</b>	<b>07-08</b>	<b>08-09</b>	<b>09-10</b>	<b>10-11</b>	<b>11-12</b>	<b>12-13</b>	<b>13-14</b>	<b>14-15</b>	<b>15-16</b>	<b>16-17</b>
Barriere Outdoor Club	29	37	35	11	0	0	0	0	0	0
Larch Hills Nordic Society	149	137	150	137	147	172	175	197	147	217
Nickel Plate CC Ski Club	71	57	53	71	60	65	76	65	70	73
Overlander Ski Club	93	68	83	75	31	42	53	49	44	58
Revelstoke Nordic Ski Club	54	61	82	92	70	82	83	78	90	94
Sovereign Lake Nordic Club	103	122	114	122	120	108	117	97	111	122
Sun Peaks Nordic Club	0	0	0	0	0	17	24	29	26	24
Telemark Nordic Club	92	92	107	114	116	130	147	137	136	175
Wells Gray Outdoors Club	31	26	22	23	22	17	27	24	22	38

Total Participants	622	600	646	645	566	633	702	676	646	801
Total Clubs	8	8	8	8	7	8	8	8	8	8

<b>Kootenay Zone</b>	<b>07-08</b>	<b>08-09</b>	<b>09-10</b>	<b>10-11</b>	<b>11-12</b>	<b>12-13</b>	<b>13-14</b>	<b>14-15</b>	<b>15-16</b>	<b>16-17</b>
Black Jack CC Club	35	76	42	65	69	72	72	82	89	91
Fernie Nordic Society	12	24	17	27	51	72	86	66	68	63
Golden Nordic Ski Club	49	39	37	42	23	17	17	33	40	39
Valhalla Hills Nordic Club	0	0	0	0	20	23	29	23	29	33
Kaslo Nordic Ski Club	0	0	0	0	5	23	32	49	0	37
Kimberley Nordic Ski Club	25	0	23	37	49	62	46	45	63	60
Nelson Nordic Ski Club	71	58	62	49	54	54	69	57	57	57
Sunset Ridge Ski Society	0	0	0	0	0	0	0	0	0	10
Toby Creek Nordic Ski Club	15	31	36	41	40	46	52	66	65	58
<b>Total Participants</b>	<b>207</b>	<b>228</b>	<b>217</b>	<b>261</b>	<b>311</b>	<b>369</b>	<b>403</b>	<b>421</b>	<b>411</b>	<b>448</b>
<b>Total Clubs</b>	<b>6</b>	<b>5</b>	<b>6</b>	<b>6</b>	<b>8</b>	<b>8</b>	<b>8</b>	<b>8</b>	<b>7</b>	<b>9</b>

## Teck Regional Camp Program

<b>DATE</b>	<b>REGION</b>	<b>COMMUNITY</b>	<b>HOST CLUB</b>	<b>CCBC COACH</b>	<b>F</b>	<b>M</b>	<b>TOTAL</b>
Apr 29 - May 2	Coast VI	Courtenay	Strathcona	Andrea Stapff	25	28	53
Jul 15-17	Coast	Whistler	Hollyburn	Jake Weaver	8	12	20
Sep 9-11	Coast VI	Courtenay	Strathcona	Andrea Stapff	21	24	45
Sep 16 - 18	Okanagan	Kelowna	Telemark	Adam Elliot	20	32	52
Sep 16-18	Coast	Whistler	Hollyburn	Jake Weaver	21	19	40
Sep 30 - Oct 2	Northern	Prince George	Hollyburn	Chris Manhard	12	33	45
Sep 30 - Oct 2	Kootenay	Kimberley	Kimberley	Frank Ackermann	19	11	30
Nov 18 - 20	Okanagan	Vernon	Telemark	Adam Elliot	32	35	67
Dec 2-4	Coast	Whistler	Whistler	Maria Lundgren	15	23	38
Dec 27 - 29	Coast VI	Courtenay	Strathcona	Andrea Stapff	32	32	64
Jan 6-8	Northern	Smithers	Bulkley Valley	Lisa Perry	15	19	34

**TOTAL REGIONAL CAMP PARTICIPATION**

**488**



## Provincial Trip Schedule

DATE	EVENT	COMMUNITY	HOST CLUB	CCBC COACH	F	M	TOTAL
Jul 29-Aug 14	Sweden Camp	various	n/a	Chris Manhard	8	2	10
Jan 3-11	World JR/U23 Trials	Park City	Soldier Hollow	Chris Manhard	9	7	16
Feb 10-27	European B-Tour	various	various	Chris Manhard	6	2	8

## Provincial Camp Schedule

CAMP	DATE	COMMUNITY	F	M	TOTAL
BCST/BCDS Spring Dryland Camp	May 19-23	Whistler	17	20	37
PN Spring Camp	May 19-23	Whistler	1	3	4
BCTS Spring Dryland Camp	Jun 2-5	Whistler	24	22	46
CCBC Haig Camp #1	Jul 4-11	Canmore	11	10	21
CCBC Haig Camp #2	Jul 26-Aug 2	Canmore	6	8	14
BCST/BCDS Sweden Camp	Jul 29-Aug 14	Sweden	8	2	10
CVTC Summer Camp	Aug 28-Sep 3	Whistler	10	12	22
BCTS Summer Camp	Sep 1-4	100 Mile House	25	19	44
BCST/BCDS Fall Dryland Camp	Sep 21-25	Revelstoke	18	18	36
BCST/BCDS Fall Snow Camp	Nov 3-7	Whistler	11	14	25
BCTS Fall Snow Camp	Nov 9-13	Vernon	26	22	48

**TOTAL PROVINCIAL CAMP PARTICIPATION**

**307**

# CANADIAN NATIONAL CHAMPIONSHIP

## AGGREGATE AWARDS

### 2017 Haywood Nationals Individual Aggregates by YOB:

#### **U23 Men**

5<sup>th</sup> Thomas Hardy – Telemark Nordic Ski Club

#### **JrM 1997**

1<sup>st</sup> Gareth Williams – Telemark Nordic Ski Club

#### **JB 1999**

4<sup>th</sup> Tallon Noble – Strathcona Nordic Ski Club

#### **JB 2000**

2<sup>nd</sup> Michael Murdoch – Whistler Nordics

5<sup>th</sup> Konrad Van Varseveld – Larch Hills Nordic Ski Club

#### **JvB 2001**

3<sup>rd</sup> Cole Turner – Caledonia Nordic Ski Club

#### **JrW 1998**

1<sup>st</sup> Annika Richardson – Hollyburn Cross Country Ski Club

2<sup>nd</sup> Hannah Mehain – Sovereign Lake Nordic Ski Club

#### **JG 1999**

2<sup>nd</sup> Kaia Andal – Caledonia Nordic Ski Club

#### **JG 2000**

1<sup>st</sup> Beth Granstrom – Revelstoke Nordic Ski Club

2<sup>nd</sup> Benita Peiffer – Whistler Nordics

5<sup>th</sup> Alana Brittin – Revelstoke Nordic Ski Club

#### **JG 2002+**

1<sup>st</sup> Jasmine Drolet – Black Jack Cross Country Ski Club

4<sup>th</sup> Marielle Ackermann – Kimberley Nordic Ski Club

#### **JvG 2001**

3<sup>rd</sup> Natalie Wilkie – Larch Hills Nordic Ski Club

# TOTAL INDIVIDUAL MEDALS AT CANADIAN NATIONAL CHAMPIONSHIPS

YEAR	1ST	2ND	3RD	TOTAL MEDALS
1995	3	4	3	10
1996	1	6	2	9
1997	5	3	3	11
1998	2	4	1	7
1999	4	3	3	10
2000*	0	6	3	9
2001	1	4	3	8
2002	0	0	4	4
2003	2	1	3	6
2004	0	3	3	6
2005	1	1	1	3
2006	0	0	0	0
2007	0	3	2	5
2008	2	2	7	11
2009	2	9	1	12
2010	6	5	1	12
2011	6	5	1	12
2012	9	4	4	17
2013	8	4	4	16
2014	4	1	5	10
2015	9	6	7	22
2016	7	10	8	25
2017	9	3	9	21

\* indicates the year Canadian Junior Championship changed to Canadian Championships

# TOTAL INDIVIDUAL PARA-NORDIC MEDALS AT CANADIAN NATIONAL CHAMPIONSHIPS

YEAR	1ST	2ND	3RD	TOTAL MEDALS	# OF IND. MEDAL WINNERS
<b>2006</b>	4	1	0	5	3
<b>2007</b>	4	4	2	10	5
<b>2008</b>	3	7	4	14	5
<b>2009</b>	0	0	0	0	0
<b>2010</b>	0	0	0	0	0
<b>2011</b>	1	1	1	3	3
<b>2012</b>	0	0	0	0	0
<b>2013</b>	3	4	5	12	5
<b>2014</b>	0	0	0	0	0
<b>2015</b>	8	2	3	13	13
<b>2016</b>	8	1	0	9	9
<b>2017</b>	4	1	1	6	n/a

**Eastern Canadian Championships** (designated by CCC as Canadian National Para Championships).

# SKI S'KOOL PROGRAM

Number of students in the Ski S'Kool Program that fit the below criteria:

- ✓ A "Learn to Ski" program for elementary school age children (grades 1-7).
- ✓ The program is managed by a CCBC club and is delivered by "club" coaches.
- ✓ The program is held at the club facility or at the commercial (or other) facility used by the club to deliver its other programs.
- ✓ A minimum of 2 sessions per school per season

	Name of CCBC Club	Community	School District	# of Student Visits	# visits per Student
1	100 Mile Nordic Ski Society	100 Mile House	SD#27	248	3
2	Bulkley Valley CC Ski Club	Smithers	SD#54	1644	3
3	Caledonia Nordic Ski Club	Prince George	SD#57	1667	1-10
4	Cariboo Ski Touring Club	Quesnel	SD#28	1456	2-9
5	Fernie Nordic Society	Fernie	SD#5	322	7
6	Golden Nordic Ski Club	Golden	SD#6	600	3-16
7	Nechako Nordic Ski Club	Vanderhoof	SD#91	386	4
8	Nelson Nordic Ski Club	Nelson	SD#8	1704	1-16
9	Nickel Plate CC Ski Club	Penticton	SD#67,93 &53	1615	1-3
10	Overlander Ski Club	Kamloops	SD#73,58	1690	1-5
11	Revelstoke Nordic Ski Club	Revelstoke	SD#19	396	1-3
12	Sovereign Lake Nordic Club	Vernon	SD#22,23 & 83	2717	1-4
13	Strathcona Nordic Ski Club	Courtenay	SD#71 &72	2527	3-6
14	Toby Creek Nordic Ski Club	Invermere / Windermere	SD#6	682	5
15	Telemark Ski Club	Kelowna/West Kelowna	SD#23	3800	1-3
16	Blackjack CC Ski Club	Rossland	SD#20	384	3-4
<b>TOTAL</b>				<b>21838</b>	

**Schools that participated in each School District (SD):**

<b>School District</b>	<b>Name of School(s)</b>
<b>SD#27</b>	100 Mile Elementary, 108 Mile Elementary, Forest Grove Elementary, Horse Lake Elementary, Lac La Hache
<b>SD#54</b>	Muheim, St Joseph's, Bulkley Valley Christian School, Walnut Park, Telkwa
<b>SD#57</b>	Spruceland, Ecole Lac des Bois, Wildings Homeschool Group, Ron Brent, Ecole College Heights, Cedars Christian, Westwood, Hart Highlands, Polaris Montessori, Harwin, Ecole Franco Nord, Pinewood, Edgewood, Glenview, Ecole Heather Park, Blackburn, Foothills, Immaculate Conception
<b>SD#28</b>	Williams Lake, Voyageur, Carson, Bouchie Lake, North Cariboo Christian, Parkland, St. Ann's Christian, Lakeview, Dragon Lake, Nazko
<b>SD#6</b>	Windermere Eelementary, Eileen Madson, Edgewater, Lady Grey, Nicholson, Alexander Park
<b>SD#91</b>	Northside Christian School, Mapes Elementary, Sinkut View, Evelyn Dickson, W.L. McLeod, Ecole des Septs- Sommets
<b>SD#8</b>	Blewett, Brent Kennedy, Ecole des Sentiers-Alpins, Kaslo, Nelson Waldorf, Rosemont, South Nelson, St Josephs, Winlaw, Redfish, Trafalgar, Wildflower, Yuqan Nukiy, Nelson Christian Community School
<b>SD#67, 93 &amp; 53</b>	Carmi, Columbia, Concordia Lutheran, Giant's Head, Holy Cross, Home Learners, Kaleden, Naramata, Parkway, Pent. Christian, Queen's Park, Trout Creek, Uplands, West Bench, Wiltse, Ecole Entre Lacs, Similkameen
<b>SD#73</b>	Arther Hatton, Beattie, Bert Edwards, Brock, Dallas, Dave Thompson, South Sahali, St Anne's Academy, Ecole Lloyd George, Stuart Wood, Marion Schilling, Pacific Way, Parkcrest, McGowan, Raleigh, Dallas, Logan Lake, Juniper, Summit, Dufferin, Aberdeen.
<b>SD#58</b>	Bench, Nicola Canford
<b>SD#19</b>	Columbia Park Elementary, Mt. Begbie Elementary, Arrow Heights Elementary
<b>SD#22, 23 &amp; 83</b>	Aberdeen Hall, Bearisto, Coldstream, Falkland, Fulton, Hillview, Highland Park, Harwood, Inglis, Kalamalka, Kidston, Lavington, Okanagan Landing, Oyama, Silver Star, Spring Valley, Vernon Christian, V-Learn, Vernon Secondary, Salmon Arm, Len Wood, Lavington, Ecole Casorso, Anne Mcclymont, Mount Boucherie, Watson Road, North Glenmore, Glenmore, Hudson Road, Mar Jok, Constable Neil Bruce, Shannon Lake, Rose Valley, George Pringle, St Joseph, Chute Lake, Dorothea Walker, Lans au Sable
<b>SD#48</b>	Cedar Vally, Blackwater, Don Ross, Ecole La Vallee, Ecole La Passerelle, Ecole Les Aiglons, Garibaldi Highlands, Mamquam Elementary, Myrtle Philip, Spring Creek, Squamish, St. Johns, Whistler Waldorf, Xet'olac
<b>SD#71 &amp; 72</b>	Royston, Ecole Robb Road, Huband, Miracle Beach, Ecole Puntledge Park, NIDES, Airport, Mer et Montage, Georgia Park, Au Coeur de l'isle, Saltwater, Arden, Aspen, Ecole deux Mondes, Heritag Christian, Cumberland
<b>SD#6</b>	Windermere Valley Elementary, Eileen Madson Elementary, Edgewater
<b>SD#5</b>	Isabella Dicken Elementary
<b>SD#20</b>	Rossland Summit School, Seven Summits Centre for Learning

# BC TEAM NOMINATIONS 2017-18

## BC SKI TEAM

Alana Brittin ( <i>Revelstoke Nordic Ski Club</i> )	Kaia Andar ( <i>Caledonia Nordic Ski Club</i> )
Alex McDonald ( <i>Telemark Nordic Club</i> )	Kate Granstrom ( <i>Revelstoke Nordic Ski Club</i> )
Anna Goodwin ( <i>Hollyburn Cross Country Ski Club</i> )	Katie Weaver ( <i>Hollyburn Cross Country Ski Club</i> )
Annika Richardson ( <i>Hollyburn Cross Country Ski Club</i> )	Kayden Sim ( <i>Hollyburn Cross Country Ski Club</i> )
Benita Peiffer ( <i>Whistler Nordic Ski Club</i> )	Michael Murdoch ( <i>Whistler Nordic Ski Club</i> )
Beth Granstrom ( <i>Revelstoke Nordic Ski Club</i> )	Molly Miller ( <i>Kimberley Nordic Ski Club</i> )
Cole Turner ( <i>Caledonia Nordic Ski Club</i> )	Natalie Wilkie ( <i>Larch Hills Nordic Ski Society</i> )
Elizabeth Elliot ( <i>Revelstoke Nordic Ski Club</i> )	Rachel May ( <i>Larch Hills Nordic Ski Society</i> )
Gareth Williams ( <i>Telemark Nordic Club</i> )	Remi Drolet ( <i>Black Jack Cross Country Ski Club</i> )
Hannah Mehain ( <i>Sovereign Lake Nordic Club</i> )	Tallon Noble ( <i>Strathcona Nordic Ski Club</i> )
Jenna Sim ( <i>Hollyburn Cross Country Ski Club</i> )	Thomas Hardy ( <i>Telemark Nordic Club</i> )

## BC DEVELOPMENT SQUAD

Aiden Noble ( <i>Strathcona Nordic Ski Club</i> )	Kolibri Drobish ( <i>Revelstoke Nordic Ski Club</i> )
Benjamin Shipley ( <i>Telemark Nordic Club</i> )	Konrad van Varseveld ( <i>Larch Hills Nordic Ski Society</i> )
Connor Hobbs ( <i>Telemark Nordic Club</i> )	Mackenzie McLean ( <i>Kimberley Nordic Ski Club</i> )
Emmy Stapff ( <i>Strathcona Nordic Ski Club</i> )	Maggie Beckner ( <i>Larch Hills Nordic Ski Society</i> )
Erik Brosch ( <i>Revelstoke Nordic Ski Club</i> )	Maggie Rodwell ( <i>Larch Hills Nordic Ski Society</i> )
Fred Albrectson ( <i>Nickel Plate Cross Country Ski Club</i> )	Marielle Ackerman ( <i>Kimberley Nordic Ski Club</i> )
Gabriel Gledhill ( <i>Strathcona Nordic Ski Club</i> )	Mia Recknell ( <i>Bulkley Valley Cross Country Ski Club</i> )
Hanneli Ladyman ( <i>Overlander Ski Club</i> )	Mila Wittenberg ( <i>Whistler Nordic Ski Club</i> )
Ian Oliphant ( <i>Sovereign Lake Nordic Club</i> )	Page Latta ( <i>Sovereign Lake Nordic Club</i> )
Ian Williams ( <i>Telemark Nordic Club</i> )	Quinn Morgan ( <i>Golden Nordic Ski Club</i> )
Jasmine Drolet ( <i>Black Jack Cross Country Ski Club</i> )	Rachel Bates ( <i>Revelstoke Nordic Ski Club</i> )
Jesse Smids ( <i>Bulkley Valley Cross Country Ski Club</i> )	Ross Lamon ( <i>Strathcona Nordic Ski Club</i> )
Joe Davies ( <i>Whistler Nordic Ski Club</i> )	Stephen Lamon ( <i>Strathcona Nordic Ski Club</i> )
Jordan Bax ( <i>Caledonia Nordic Ski Club</i> )	Sydney Wilson ( <i>Kimberley Nordic Ski Club</i> )
Julia Brown ( <i>Larch Hills Nordic Ski Society</i> )	Tristan Lee ( <i>Telemark Nordic Club</i> )
Katia Lumb ( <i>Hollyburn Cross Country Ski Club</i> )	

**2016 - 17**

**YEAR END REPORT**



**CROSS COUNTRY BC**

**Coaching Development Program**

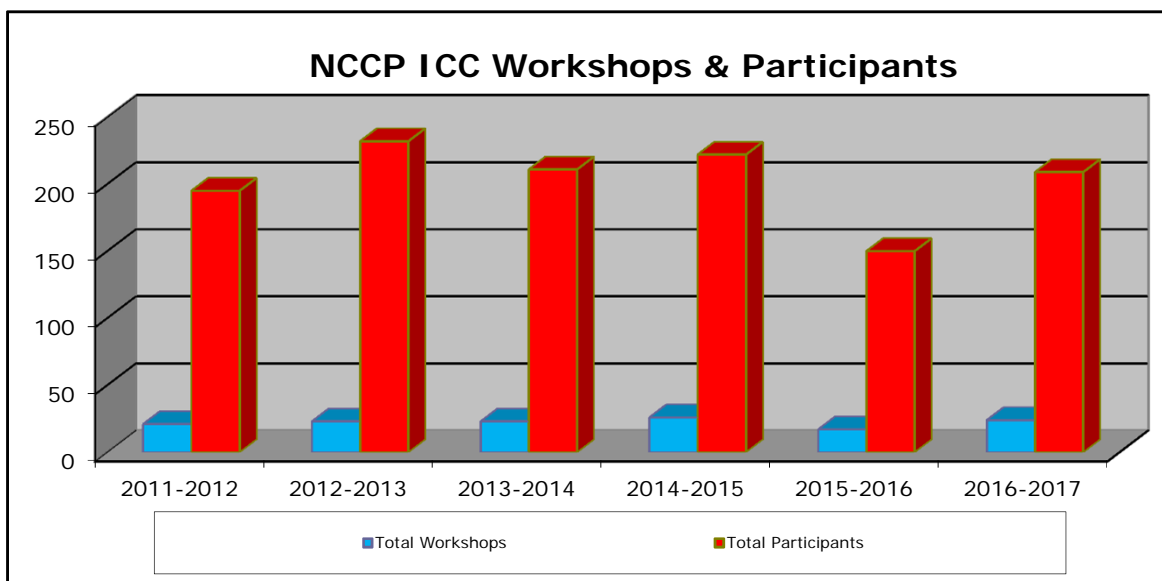


# The Year at a Glance 2016-2017

## Coaching Certification Statistics

### NCCP Introduction to Community Coaching Workshops

	<i>Date</i>	<i>Location</i>	<i>Learning Facilitator</i>	<i># of Participants</i>	<i>Male</i>	<i>Female</i>	
1	May 14-15, 2016	Smithers	Lisa Perry	6	3	3	
2	Sept 16-17, 2016	Prince George	Cory Williamson & Graeme Moore	9	4	5	
3	Sept 17-18, 2016	Kaslo	Ann Quarterman	5	3	2	
4	Oct 7-8, 2016	Kitimat	Travis Carter	4	3	1	
5	Oct 14-15, 2016	Vernon	Sheila Corbett	8	3	5	
6	Oct 21-22, 2016	Clearwater	Dana Manhard	5	0	5	
7	Oct 21-22, 2016	Vanderhoof	Cory Williamson	8	4	4	
8	Oct 22-23, 2016	Salmon Arm	Matt Smider	12	8	4	
9	Oct 22-23, 2016	Revelstoke	Donna Flatman	9	2	7	
10	Nov 4-5, 2016	Fernie	Ann Quarterman	6	3	3	
11	Nov 4-5, 2016	Smithers	Lisa Perry	12	6	6	
12	Nov 4-5, 2016	Gibsons	Tony Chin	9	4	5	
13	Nov 4-5, 2016	Kelowna	Sheila Corbett	15	8	7	
14	Nov 4-5, 2016	Whistler	Delores Franz Los	12	2	10	
15	Nov 4-5, 2016	Prince George	Tony Fiala	10	5	5	
16	Nov 5-6, 2016	Penticton	Donna Flatman	6	1	5	
17	Nov 11-12, 2016	Vancouver	Morna Fraser	12	3	9	
18	Nov 18-19, 2016	Rossland	Jerome Jang	9	3	6	
19	Nov 18-19, 2016	100 Mile House	Delores Franz Los	5	2	3	
20	Dec 2-3, 2016	Courtenay	Andrea Stapff	13	6	7	
21	Dec 3-4, 2016	Courtenay	Andrea Stapff	13	6	7	
22	Dec 16-17, 2016	Vancouver	Morna Fraser	7	3	4	
23	Dec 17-18, 2016	Houston	Lisa Perry	6	2	4	
24	Feb 22-23, 2017	Whistler	Delores Franz Los	8	2	6	
				<b>TOTALS:</b>	<b>209</b>	<b>86</b>	<b>123</b>



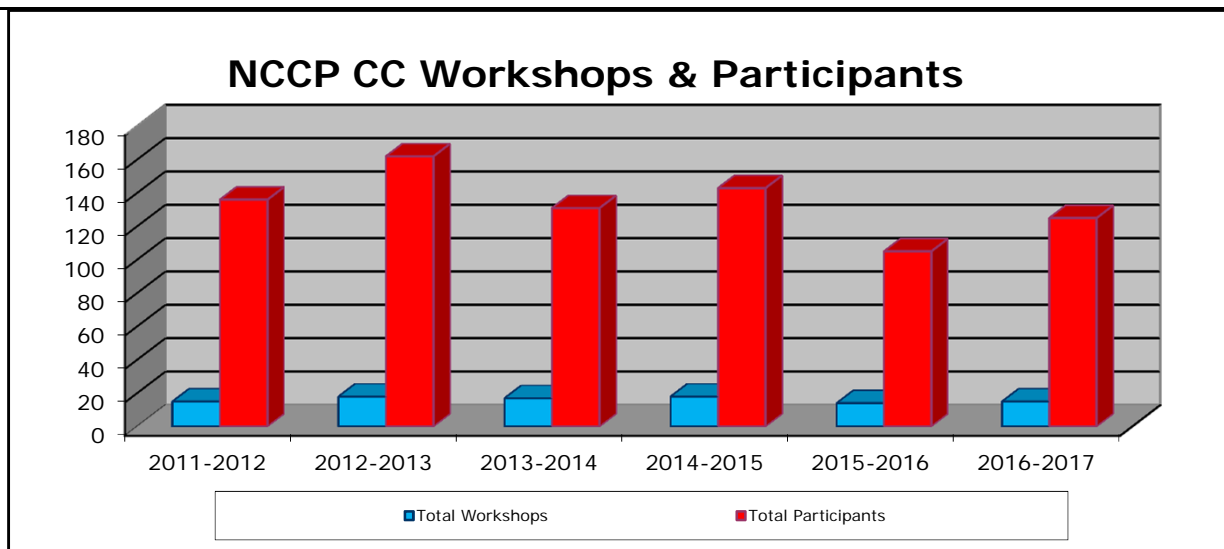
	<i>2011-2012</i>	<i>2012-2013</i>	<i>2013-2014</i>	<i>2014-2015</i>	<i>2015-2016</i>	<i>2016-2017</i>
<b>Total Workshops</b>	21	23	23	26	17	24
<b>Total Participants</b>	195	232	211	222	150	209

# The Year at a Glance 2016 - 2017

## Coaching Certification Statistics (con't.)

### NCCP Community Coaching Workshops

	<i>Date</i>	<i>Location</i>	<i>Learning Facilitator</i>	<i># of Participants</i>	<i>Male</i>	<i>Female</i>	
1	Nov 18-20, 2016	Squamish	Tony Chin	12	5	7	
2	Nov 18-20, 2016	Penticton	Ann Quarterman	5	1	4	
3	Nov 25-27, 2016	Vancouver	Kateri Mills	7	3	4	
4	Nov 25-27, 2016	Vernon	Paul Shipley	8	6	2	
5	Nov 25-27, 2016	Rossland	Ann Quarterman	12	5	7	
6	Nov 25-27, 2016	Clearwater	Brian May	5	0	5	
7	Nov 25-27, 2016	Smithers	Lisa Perry	13	8	5	
8	Dec 2-4, 2016	Kelowna	Paul Shipley	12	9	3	
9	Dec 9-11, 2016	Kamloops	Ghislain de Laplante	6	3	3	
10	Dec 9-11, 2016	Prince George	Cory Williamson	12	7	5	
11	Dec 9-11, 2016	Gibsons	Jamie Stirling	7	3	4	
12	Dec 16-18, 2016	100 Mile House	Jerome Jang	7	4	3	
13	Dec 17-18, 2016	Vancouver	Morna Fraser	7	3	4	
14	Jan 13-14, 2017	Courtenay	Ghislain de Laplante	5	1	4	
15	Jan 20-22, 2017	Vanderhoof	Alex Douglas	7	3	4	
				<b>TOTALS:</b>	<b>125</b>	<b>61</b>	<b>64</b>



	<i>2011-2012</i>	<i>2012-2013</i>	<i>2013-2014</i>	<i>2014-2015</i>	<i>2015-2016</i>	<i>2016-2017</i>
<b>Total Workshops</b>	15	18	17	18	14	15
<b>Total Participants</b>	136	162	131	143	105	125

### NCCP Community Coaching -AWAD Module

	<i>Date</i>	<i>Location</i>	<i>Learning Facilitator</i>	<i># of Participants</i>	<i>Male</i>	<i>Female</i>
1	May 3, 2016	Richmond	Tony Chin	1	0	1
2	January 28, 2017	Salmon Arm	Tony Chin	3	0	3
				<b>TOTALS:</b>	<b>0</b>	<b>4</b>

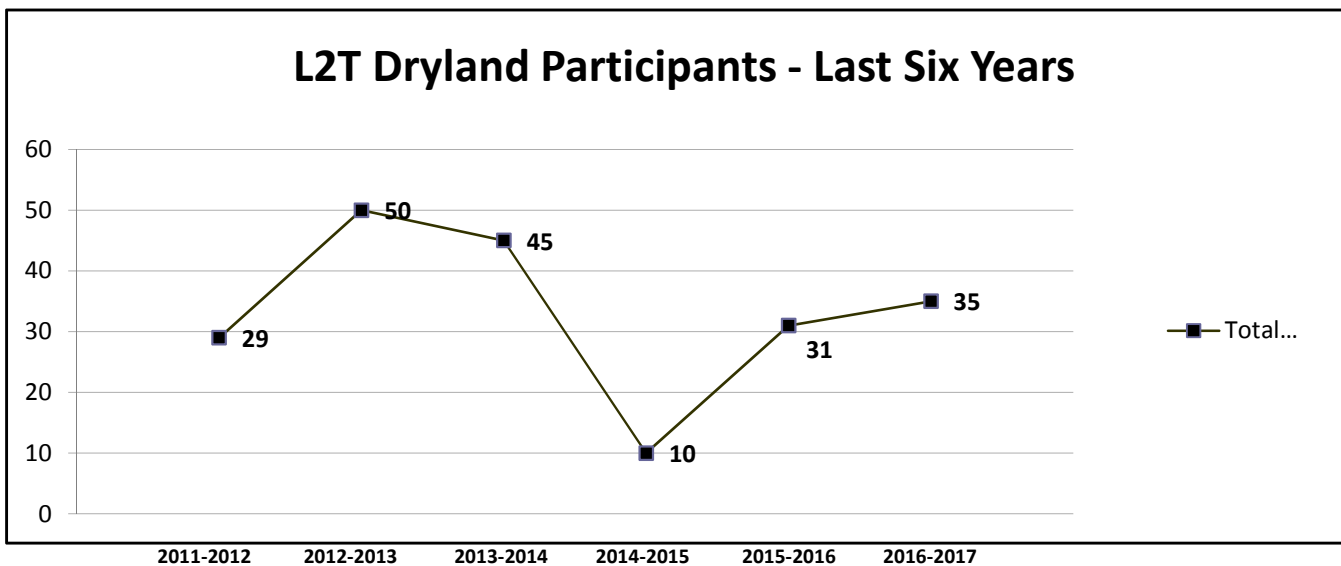
	<i>2011-2012</i>	<i>2012-2013</i>	<i>2013-2014</i>	<i>2014-2015</i>	<i>2015-2016</i>	<i>2016-2017</i>
<b>Total Workshops</b>			1	2	2	2
<b>Total Participants</b>			6	5	7	4

# The Year at a Glance 2016 - 2017

## Coaching Certification Statistics (con't.)

### NCCP Competition Coaching Introduction - Learning to Train - Dryland

Date	Location	Learning Facilitator	# of Participants	Male	Female
1 April 29-May 1	Fernie	Doris Hausleitner	4	1	3
2 September 23-25	Nelson	Doris Hausleitner	6	3	3
3 October 14-16	Vancouver	Jessica Heyes	6	3	3
4 October 14-16	Smithers	Jerome Jang	8	4	4
5 October 28-30	Courtenay	Andrea Stapff	6	3	3
6 November 4-6	Kelowna	Brian May	5	3	2
<b>TOTALS:</b>			<b>35</b>	<b>17</b>	<b>18</b>



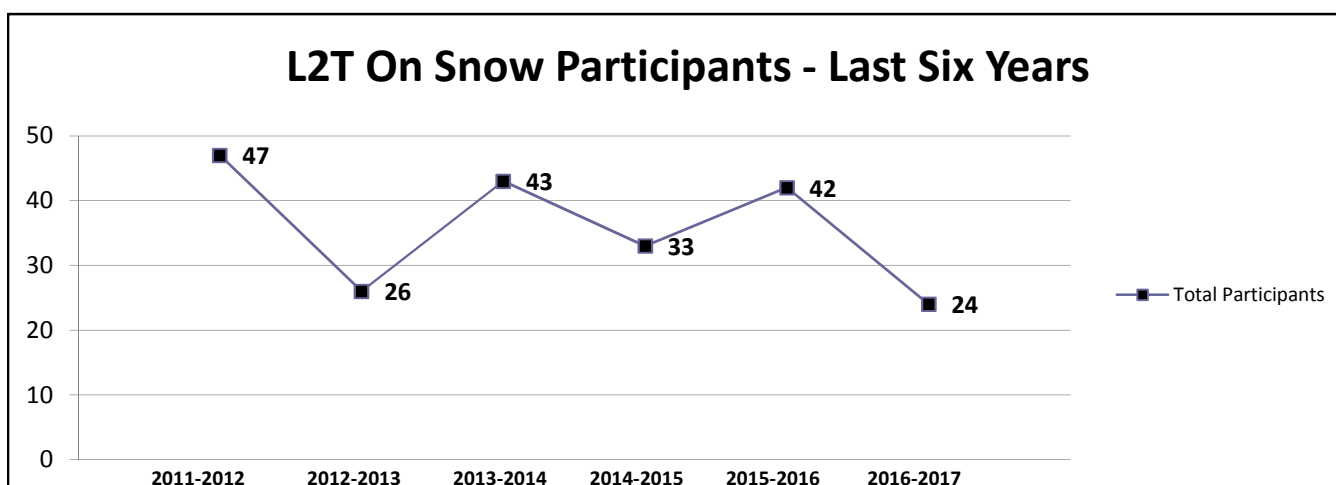
Year	2011-2012	2012-2013	2013-2014	2014-2015	2015-2016	2016-2017
<b>Total Workshops</b>	11	5	7	5	4	6
<b>Total Participants</b>	29	50	45	10	31	35

# The Year at a Glance 2016 - 2017

## Coaching Certification Statistics (con't.)

### NCCP Competition Coaching Introduction - Learning to Train - On-Snow

	<i>Date</i>	<i>Location</i>	<i>Learning Facilitator</i>	<i># of Participants</i>	<i>Male</i>	<i>Female</i>
1	November 18-20	Vancouver	Jamie Stirling	6	3	3
2	December 2-4	Vernon	Jerome Jang	6	3	3
3	December 9-11	Courtenay	Jessica Heyes	6	3	3
4	December 16-18	Prince George	Jessica Heyes	6	4	2
<b>TOTALS:</b>				<b>24</b>	<b>13</b>	<b>11</b>



	<i>2011-2012</i>	<i>2012-2013</i>	<i>2013-2014</i>	<i>2014-2015</i>	<i>2015-2016</i>	<i>2016-2017</i>
<b>Total Workshops</b>	7	5	6	3	6	4
<b>Total Participants</b>	47	26	43	33	42	24

### NCCP Competition Coaching Introduction - L2TDryland -AWAD Module

	<i>Date</i>	<i>Location</i>	<i>Learning Facilitator</i>	<i># of Participants</i>	<i>Male</i>	<i>Female</i>
	January 29, 2017	Salmon Arm, BC	Tony Chin	1	0	1
<b>TOTALS:</b>				<b>1</b>	<b>0</b>	<b>1</b>

	<i>2011-2012</i>	<i>2012-2013</i>	<i>2013-2014</i>	<i>2014-2015</i>	<i>2015-2016</i>	<i>2016-2017</i>
<b>Total Workshops</b>			1	0	0	1
<b>Total Participants</b>			1	0	0	1

# The Year at a Glance 2016 - 2017

## Coaching Certification Statistics (con't.)

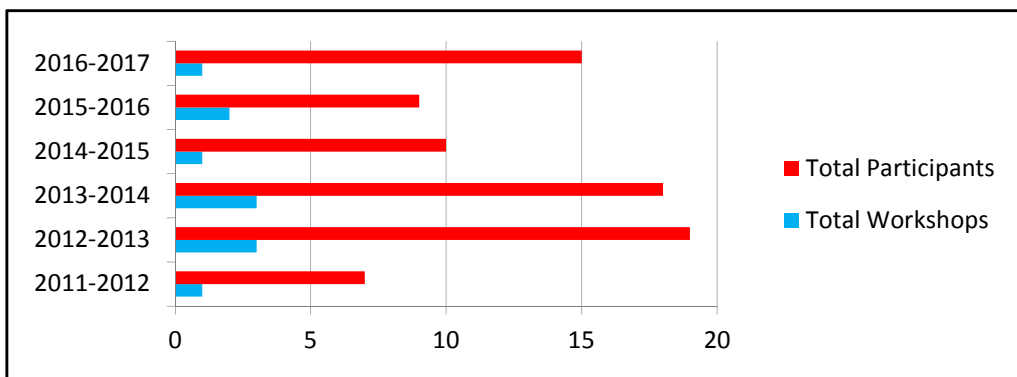
### NCCP Competition Coaching Introduction Advanced - Training to Train - Dryland

Date	Location	Learning Facilitator	# of Participants	Male	Female
1 May 13-15	Whistler	Chris Manhard	15	11	4
<b>TOTALS:</b>			<b>15</b>	<b>11</b>	<b>4</b>

	2011-2012	2012-2013	2013-2014	2014-2015	2015-2016	2016-2017
<b>Total Workshops</b>	1	3	3	1	2	1
<b>Total Participants</b>	7	19	18	10	9	15

### NCCP CCI Advanced (T2T Dryland)



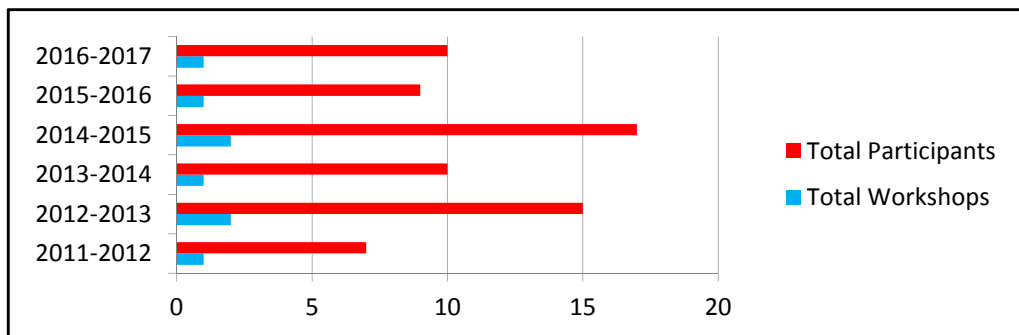
### NCCP Competition Coaching Introduction Advanced - Training to Train - On-Snow

Date	Location	Learning Facilitator	# of Participants	Male	Female
1 November 25-27	Whistler	Maria Lundgren	10	6	4
<b>TOTALS:</b>			<b>10</b>	<b>6</b>	<b>4</b>

	2011-2012	2012-2013	2013-2014	2014-2015	2015-2016	2016-2017
<b>Total Workshops</b>	1	2	1	2	1	1
<b>Total Participants</b>	7	15	10	17	9	10

### NCCP CCI Advanced (T2T On-Snow)



# The Year at a Glance 2016 - 2017

## Coaching Certification Statistics (con't.)

### Special Clinics and Seminars

	<i>Date</i>	<i>Location</i>	<i>Workshop</i>	<i>LF's</i>	<i># of Participants</i>	<i>Male</i>	<i>Female</i>
1	May 7-8	Canmore, AB	HP Seminar		18	13	5
2	November 24-27	Whistler	CCD L2C (OS) Wrksp	Chris Manhard	9	6	3
3	December 2-4	Kimberley	Ski Prep Workshop	Graham McLean	8	6	2
				<b>TOTALS:</b>	<b>35</b>	<b>25</b>	<b>10</b>
	<i>2011-2012</i>	<i>2012-2013</i>	<i>2013-2014</i>	<i>2014-2015</i>	<i>2015-2016</i>	<i>2016-2017</i>	
<b>Total Workshops</b>	0	1	2	1	1	3	
<b>Total Participants</b>	0	12	20	11	13	35	

### NCCP Learning Facilitator Clinics

	<i>Date</i>	<i>Location</i>	<i>Workshop</i>	<i>LF's</i>	<i># of Participants</i>	<i>Male</i>	<i>Female</i>
1	April 1-3	Prince George	CC LF Training	Georgia Manhard	6	3	3
2	October 28-30	Kamloops	CC LF Training	Georgia Manhard	7	5	2
3	March 31-April 2	Vernon	L2T LF Training	Georgia Manhard	5	2	3
				<b>TOTALS:</b>	<b>18</b>	<b>10</b>	<b>8</b>
	<i>2011-2012</i>	<i>2012-2013</i>	<i>2013-2014</i>	<i>2014-2015</i>	<i>2015-2016</i>	<i>2016-2017</i>	
<b>Total Clinics</b>	1	1	1	1	1	3	
<b>Total Participants</b>	5	6	10	6	4	18	

### Other: Out of Province NCCP training for BC Coaches

	<i>Date</i>	<i>Location</i>	<i>Workshop</i>	<i>LF's</i>	<i># of Participants</i>	<i>Male</i>	<i>Female</i>
1	May 12-13	Canmore AB	CCI AWAD Dryland	Tony Chin	2	0	2
2	May 14-15	Canmore AB	CCD L2C AWAD		3	1	2
				<b>TOTALS:</b>	<b>5</b>	<b>1</b>	<b>4</b>
	<i>2011-2012</i>	<i>2012-2013</i>	<i>2013-2014</i>	<i>2014-2015</i>	<i>2015-2016</i>	<i>2016-2017</i>	
<b>Total Workshops</b>	0	0	3	1	3	2	
<b>Total Participants</b>	0	0	16	3	18	5	


\* CCD-L2C-D: NCCP Competition Coaching Development - Learning to Compete Dryland Workshop

\* CCD-L2C-OS: NCCP Competition Coaching Development - Learning to Compete On Snow Workshop

\* CCI AWAD OS: NCCP Competition Coaching Introduction - Learning to Train On Snow AWAD Module

# The Year at a Glance 2016-2017

A total of 455 BC coaches participated in National Coaching Certification Program (NCCP) workshops



## The Year at a Glance 2016-2017 CCBC Camp/Trip Program

Date	CAMPS	Location	Coaches
April 29-May 2	Teck Regional Spring Camp	Courtenay, BC	<b>Andrea Stafff</b>
	Coast Region - VI		Tim McGrady Brad Fraser David Morris Morna Fraser Sarah Henckel Dave Damery Gavin McPhail
May 14-18	CCBC May Snow Camp	Whistler, BC	<b>Chris Manhard</b> Jake Weaver Adam Elliot Graham Maclean

Jessica Heyes - PN  
 Greg Goodwin (PCE)  
 Antoine Girardet (PCE)  
 Morna Fraser (PCE)  
 Sarah Henckel (PCE - PN)

June 2-5	<b>BCTS Summer Camp</b>	<b>Whistler, BC</b>	<b>Chris Manhard</b> Matt Smider Andrea Staptt Brian May Dudley Coulter Geoff Recknell (PCE) Tony Fiala (PCE) David Morris (PCE) Antoine Girardet (PCE) David Morris (PCE)
July 4-11	<b>Haig Glacier Camp #1</b>	<b>Canmore, AB</b>	<b>Adam Elliot</b> Matt Smider Paul Shipley (PCE)
July 15-17	<b>Teck Regional Summer Camp (Coast Region)</b>	<b>Vancouver, BC</b>	<b>Jack Weaver</b> <b>Chris Manhard</b> Graham Maclean Greg Goodwin Antoine Girardet David Hay Morna Fraser Andrea Hay Peter O'Shea Ingrid Otoo
July 26-Aug 2	<b>Haig Glacier Camp #2</b>	<b>Canmore, AB</b>	<b>Jake Weaver</b> Graeme Moore (PCE) Antoine Girardet (PCE)
July 29-Aug 14	<b>Sweden Camp</b>	<b>Sweden</b>	<b>Chris Manhard</b> Matt Smider
Aug 28-Sept 3	<b>CVTC Summer Camp</b>	<b>Whistler, BC</b>	<b>Chris Manhard</b> Brad Fraser (PCE) Sheila Corbett (PCE)
Sept 1-4	<b>BCTS August Dryland Camp</b>	<b>100 Mile House, BC</b>	<b>Matt Smider</b> <b>Andrea Stapff</b> Dudley Coulter Abbi May (PCE) David Morris (PCE) Lizzy van Bergeyk (PCE) Travis Carter (PCE) Nicole Perrin (PCE) Wendy Fiala (PCE) Ross McKinnon (PCE)
Sept 16-18	<b>Teck Regional Fall Dryland Camp Coast Region - VI</b>	<b>Courtenay, BC</b>	<b>Andrea Stapff</b> Brad Fraser Ghislain de Laplante Jessica Heyes Sarah Henckel



			Don Johnston Gavin MacPhail
<b>Sept 16-19</b>	<b>Teck Regional Dryland Camp Okanagan Region</b>	<b>Kelowna, BC</b>	<b>Adam Elliot</b> <b>Chris Manhard</b> Glenn Bond Deren Sentesy Nicole Perrin Sean Siever Tim Mayer Deepa Filatow Kyle Hawes Paul Shipley Ross McKinnon Tom Wallace Duncan Moore Allison Campbell-Urness Rob Serrouya
<b>Sept 16-18</b>	<b>Teck Regional Fall Dryland Camp (Coast Region)</b>	<b>Vancouver, BC</b>	<b>Jack Weaver</b> Graham Maclean Greg Goodwin David Morris Andrea Hay Morna Fraser David Lumb Fred Weaver Greg Inkster Birgit Weaver Ragan Ross Simon Pulfrey David Hay Rob Gill Peter O'Shea David Li
<b>Sept 21-25</b>	<b>CCBC Fall Dryland Camp</b>	<b>Revelstoke, BC</b>	<b>Chris Manhard</b> Graham Maclean Adam Elliot Matt Smider (PCE) Bruce Granstrom (PCE)
<b>Sept 30-Oct 2</b>	<b>Teck Regional Dryland Camp Kootenay Region</b>	<b>Kimberley, BC</b>	<b>Frank Ackermann</b> <b>Graham Maclean</b> Joe Bucher Fred Bushell Darren Tamelin Thom Tarte Nicole Perrin
<b>Sept 30-Oct 2</b>	<b>Teck Regional Fall Dryland Camp Northern Region</b>	<b>Prince George, BC</b>	<b>Graeme Moore</b> <b>Chris Manhard</b> Cory Williamson Tony Fiala Lisa Perry Wendy Fiala

			Rob Sutton
			Travis Carter
			Petar Georgyev
			Kristian Leblanc Jensen
			Belinda Hanlon
			Ali Cadell
			Susanne Williamson
			Julianne Trelenberg
			Maja Jacob
			Irene Ronalds
<b>Nov 3-7</b>	<b>CCBC Fall Snow Camp</b>	<b>Whistler, BC</b>	<b>Chris Manhard</b>
			Jake Weaver
			Adam Elliot
			Graham Maclean
			Bruce Granstrom (PCE)
<b>Nov 9-13</b>	<b>BCTS Fall Snow Camp (Okanagan Region)</b>	<b>Vernon, BC</b>	<b>Matt Smider</b>
			<b>Andrea Stapff</b>
			Brian May
			Dudley Coulter
			Glenn Bond (PCE)
			Suzu Beckner (PCE)
			Ross McKinnon (PCE)
			Kip Drobish (PCE)
			Bruce Granstrom (PCE)
			David Morris (PCE)
<b>Nov 18-20</b>	<b>Teck Regional Snow Camp Okanagan Region</b>	<b>Vernon, BC</b>	<b>Adam Elliot</b>
			Brent Hobbs
			Matt Smider
			Tim Mayer
			Duncan Moore
			Rob Kitamura
			Rich McCleary
			Glenn Bond
			Sean Siever
			Dana Manhard
			Bruce Granstrom
			Paul Shipley
			Kyle Hawes
			John Grover
			Rory Luxmoore
			Anise Barton
			Tiffany Hornbeck
			Robyn Thomas
			Allison Campbell
			Deepa Filatow
			Hillary Pada
<b>Dec 2-4, 2016</b>	<b>Teck Regional Snow Camp Coast Region</b>	<b>Whistler, BC</b>	<b>Chris Manhard</b>
			Maria Lundgren
			Jake Weaver
			Other coaches to be named
<b>Dec 27-30</b>	<b>Teck Regional Snow Camp &amp; BCPNT</b>	<b>Mt. Washington, BC</b>	<b>Andrea Stapff</b>

Jessica Heyes  
 Sarah Henckel  
 Other coaches to be named

Jan 7-8, 2017	Teck Regional Snow Camp Northern Region	Smithers, BC	<b>Lisa Perry</b> Patrick Williston Adrian de Groot Alan Baxter Irene Ronalds Sandra Nash Marlene Murphy Liza Hart
Jan 4-8, 2017	World Jr/U23 Championship Trials		<b>Chris Manhard</b> Jake Weaver Adam Elliot Matt Smider Bruce Granstrom
Feb 10-27, 2017	B-Tour	Europe	Chris Manhard Jake Weaver
Mar 18-25, 2017	National Championships	Canmore, AB	<b>Chris Manhard</b>
<b>Total Coaches for 2016-2017 CCBC Camps and Trips</b>			<b>181</b>

**2016 - 17**

**YEAR END REPORT**



**CROSS COUNTRY BC**

**Officials Development Program**

## The Year at a Glance 2016-2017

### Officials Technical Delegates / Advisors Statistics

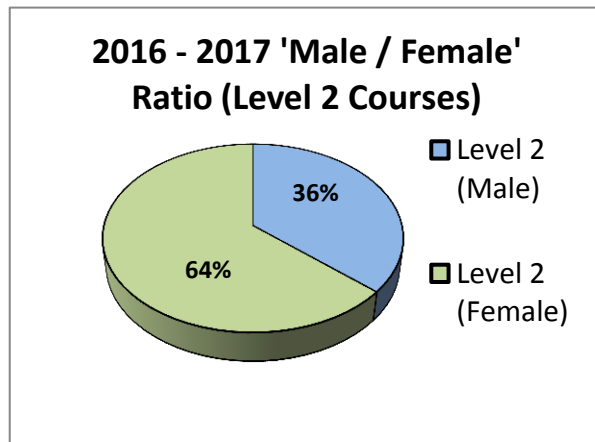
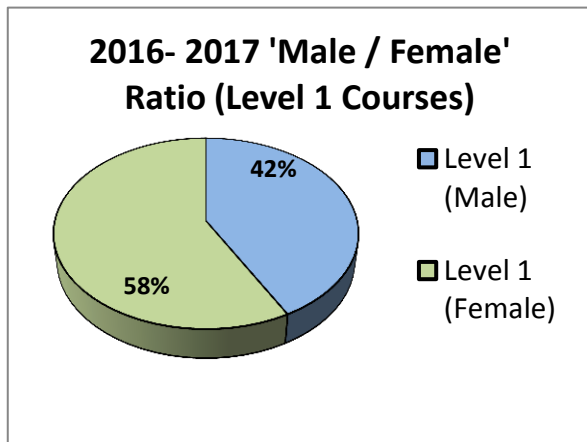
2016-2017 Technical Delegates/Advisors for Sanctioned Events in BC				
<u>EVENT</u>	<u>DATE</u>	<u>LOCATION</u>	<u>TD/TA</u>	<u>Assistant</u>
Teck BC Cup #1	January 7-8	Salmon Arm	Dirk Rohde	
Reino Keski-Salmi Loppet	January 14	Salmon Arm	Dan Miller	
Teck BC Cup #2	February 4-5	Prince George	Sherryl Yeager	
Teck BC Championship	February 17-19	Kamloops	Jacqui Richards	
Teck BC Midget Championship	February 25-26	Kelowna	Nancy Flood	
Sigge's Payakentsut	February 25-26	Callaghan Valley	Val Wootten	
Sovereign Lake Loppet	Mar-11	Vernon	Sharon Clarke	

# The Year at a Glance 2016-2017

## Officials Courses Details

2016-2017 Officials Courses					
<u>LEVEL</u>	<u>DATE</u>	<u>LOCATION</u>	<u>CONDUCTOR</u>	<u>M / F</u>	<u>TOTAL</u>
Officials Level 1	October 15, 2016	Fort St. John	Sam Robbins	3/3	6
Officials Level 1	November 19, 2016	Vernon	Nancy Flood	0/6	6
Officials Level 1	November 26, 2016	Kamloops	Sharon Clarke	5/2	7
Officials Level 2	November 19-20, 2016	Vancouver	Dirk Rohde	3/2	5
Officials Level 2	November 19-20, 2016	Prince George	Jim Burbee	1/5	6
<b>TOTAL</b>				<b>12/18</b>	<b>30</b>

### 2016 - 2017 Officials Courses 'Male / Female' Ratio



## Officials Certification Statistics (with six year comparison)

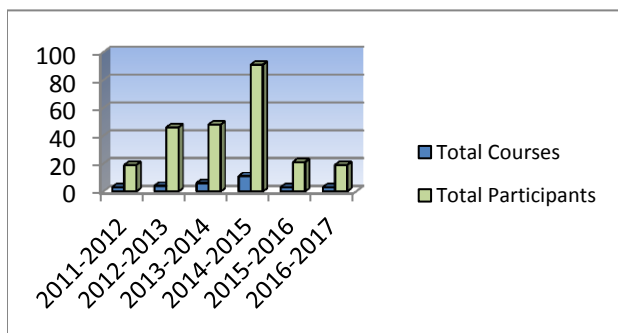
### Officials Level 1 Courses

	2011-2012	2012-2013	2013-2014	2014-2015	2015-2016	2016-2017
Total Courses	3	4	6	11	3	3
Total Participants	19	46	48	91	21	19

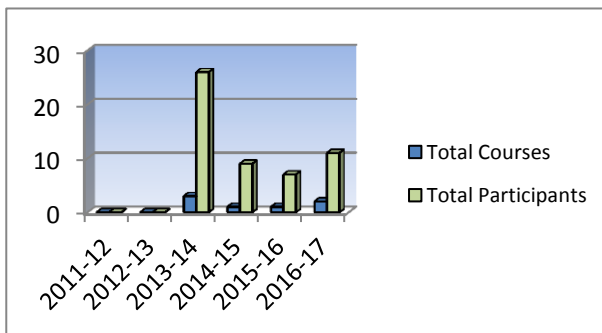
### Officials Level 2 Courses

	2011-12	2012-13	2013-14	2014-15	2015-16	2016-17
Total Courses	0	0	3	1	1	2
Total Participants	0	0	26	9	7	11

Officials Level 1 Courses 2016-2017



Officials Level 2 Courses 2016-2017



### Other: Out of Province Officials Courses for BC Officials

Date	Location	Workshop	Conductor	# of Participants	Male	Female
01-Mar-17	Canmore AB	Officials Level 3 Course		3	0	3
			TOTALS:	3	0	3
	2011-2012	2012-2013	2013-2014	2014-2015	2015-2016	2016-2017
Total Courses	0	0	1	0	0	1
Total Participants	0	0	3	0	0	3

# CCC OFFICIALS CERTIFICATION PROGRAM

This program consists of five steps from entry level through to international level. It includes technical delegate, event management and course conductor training as well as standard training for officials.

## **Level 1**

An eight hour course that provides an overview of what a cross country ski

**Course fee for CCBC members: \$80.00**

**Course fee for non-members: \$160.00**

## **Level 2**

A 16 hour course that prepares officials for leadership roles on a competition committee at club, provincial and most national level races, including the BC Cup Series, BC Winter Games and loppets. The course covers all official race formats, rules and regulations, rule interpretation, electronic timing, all aspects of the results system and volunteer management.

**Course fee for CCBC members: \$100.00**

**Course fee for non-members: \$200.00**

## **Level 3**

This is a 3.5 day course. It is designed to prepare an official to (1) effectively structure, staff and manage a competition committee at provincial through national level competitions, (2) perform any 'major' official role at the National Championship level, (3) perform the role of a provincial Technical Delegate at a provincial and national level races and (4) have a good understanding of CCC/FIS [levels 1 & 2](#). [Course pre-requisites will be strictly enforced. For more](#)

## **ZONE4 CLINICS**

ZONE4 is Cross Country BC's official race management software. All nationally and provincially sanctioned competitions held in BC - BC Cup Series, BC Sprint Championships, Nor Ams / Continental Cups and National Championships - produce standardized results through the use of this program.



**ZONE4 Clinic - Introduction (7 hours):**

This clinic provides a introduction (basic concepts & management focused) overview of Zone4 and will prepare participants to use it for running club races, regional cup races and similar types of events.

**Zone4 - Introduction clinic Objectives:**

- preliminary Zone4 website race set-up;
- the tasks of the competition secretary and timekeeping departments as they relate to ZONE4;
- online registration;
- preparing a start list for the different race formats (interval, individual sprint, team sprint, traditional relay, pursuit and mass start);

**Clinic fee for CCBC members: \$65.00**

**Clinic fee for non-members: \$85.00**

**ZONE4 Clinic - Advanced (8 hours):**

ZONE4 Clinic – Advanced (8 hours): This clinic provides a advanced (complex) overview of Zone4 and will prepare an advance official the technical knowledge for running club races, regional cup races, Nor Ams, National Championships and similar types of events. Zone4 - **Advanced clinic Objectives:**

- advanced preparation of competition secretary and timekeeping department as they relate to ZONE4;
- interfacing the software program with electronic timing equipment;
- troubleshooting: finding and eliminating problems (unanticipated race surprises);
- dealing with deadlines;
- producing & posting results, etc.

Prerequisite: ZONE4 Clinic - Introduction.

**Clinic fee for CCBC members: \$85.00**

**Clinic fee for non-members: \$105.00**

**2016 - 17**

**YEAR END REPORT**



**CROSS COUNTRY BC  
COMPETITIONS**

## 2017 TECK BC CUP SERIES AGGREGATE AWARDS

<b>Para-Nordic Standing Men</b>		
<b>1</b>	Andy (Chang I) Lin	Nordic Racers
<b>Pee Wee Boys - 2008</b>		
<b>1</b>	Peter Liebich	Larch Hills Nordic Society
<b>2</b>	Asher Zuidhof	Larch Hills Nordic Society
<b>3</b>	n/a	n/a
<b>Pee Wee Boys - 2007</b>		
<b>1</b>	Max Calkins	Larch Hills Nordic Society
<b>2</b>	Dawson Bond	Larch Hills Nordic Society
<b>3</b>	Tobin Gill	Revelstoke Nordic Ski Club
<b>Pee Wee Girls - 2008</b>		
<b>1</b>	Sapphira Bucher	Larch Hills Nordic Society
<b>2</b>	Nadia Wallin	Larch Hills Nordic Society
<b>3</b>	n/a	n/a
<b>Pee Wee Girls - 2007</b>		
<b>1</b>	Jeremia Bucher	Larch Hills Nordic Society
<b>2</b>	Natalia Morrone	Revelstoke Nordic Ski Club
<b>3</b>	Madeleine Wilkie	Larch Hills Nordic Society
<b>Bantam Boys - 2006</b>		
<b>1</b>	Jonathan Breugem	Larch Hills Nordic Society
<b>2</b>	Finn Redman	Telemark Nordic Ski Club
<b>3</b>	Ian van Bergeyk	Larch Hills Nordic Society
<b>Bantam Boys - 2005</b>		
<b>1</b>	Mitchell Bond	Larch Hills Nordic Society
<b>2</b>	Justin Siever	Telemark Nordic Ski club
<b>3</b>	Ryan Goodwin	Hollyburn CC Ski Club
<b>Bantam Girls - 2006</b>		
<b>1</b>	Ruby Serrouya	Revelstoke Nordic Ski Club
<b>2</b>	Jasmine Filatow	Telemark Nordic Ski club
<b>3</b>	Meya Musseau	Revelstoke Nordic Ski Club
<b>Bantam Girls - 2005</b>		
<b>1</b>	Hilary Vukadinovic	Larch Hills Nordic Society
<b>2</b>	Emily Carelse	Larch Hills Nordic Society
<b>3</b>	Nyssa Thomas	Revelstoke Nordic Ski Club

<b>Midget Boys -2004</b>		
1	Garrett Siever	Telemark Nordic Club
2	Joshua Fiala	Caledonia Nordic Ski Club
3	Elliot Wilson	Revelstoke Nordic Ski Club
<b>Midget Boys -2003</b>		
1	Gregor Graham	Telemark Nordic Club
2	Trond May	Larch Hills Nordic Society
3	Damian Georgyev	Caledonia Nordic Club
<b>Midget Girls - 2004</b>		
1	Julianne Moore	Larch Hills Nordic Society
2	Samantha Vukadinovic	Larch Hills Nordic Society
3	Zara Bucher	Larch Hills Nordic Society
<b>Midget Girls - 2003</b>		
1	Sophia Van Varseveld	Larch Hills Nordic Society
2	Jaelyn Elliott	Revelstoke Nordic Ski Club
3	Claire van Bergeyk	Larch Hills Nordic Society
<b>Juvenile Boys -2002</b>		
1	Aiden Noble	Strathcona Nordic Ski Club
2	Connor Hobbs	Telemark Nordic Club
3	Fred Albrechtson	Nickel Plate Cross Country Ski Club
<b>Juvenile Boys - 2001</b>		
1	Cole Turner	Caledonia Nordic Ski Club
2	Ian Oliphant	Sovereign Lake Nordic Club
3	Joe Davies	Whistler Nordic Ski Club
<b>Juvenile Girls - 2002</b>		
1	Maggie Beckner	Larch Hills Nordic Society
2	Sydney Wilson	Kimberley Nordic Ski Club
3	Jasmine Drolet	Black Jack Cross Country Ski Club
<b>Juvenile Girls - 2001</b>		
1	Mila Wittenberg	Whistler Nordic Ski Club
2	Hanneli Ladyman	Overlander Ski Club
3	Rachel Bates	Larch Hills Nordic Society
<b>Junior Boys - 2000</b>		
1	Micael Murdoch	Whistler Nordic Ski Club
2	Konrad Van Varseveld	Larch Hills Nordic Society
3	Benjamin Shipley	Telemark Nordic Club
<b>Junior Boys - 1999</b>		
1	Travis Pete	Bulkley Valley Cross Country Ski Club
1	Ryan Williams	Bulkley Valley Cross Country Ski Club
3	David Bakker	Larch Hills Nordic Society

<b>Junior Girls – 2000</b>		
1	Paige Latta	Sovereign Lake Nordic Club
2	Kate Granstrom	Revelstoke Nordic Ski Club
3	Katia Lumb	Hollyburn Cross Country Ski Club
<b>Junior Girls - 1999</b>		
1	Rachel May	Larch Hills Nordic Society
2	Annika Ackermann	Kimberley Nordic Ski Club
3	Madeleine Guimond	Strathconda Nordic Ski Club
<b>Junior Men - 1997-1998</b>		
1	Alexander Corbett	Larch Hills Nordic Society
2	Andrew Nash	Larch Hills Nordic Society
3	Eric Embleton	Sovereign Lake Ski Club
<b>Junior Women - 1996-1997</b>		
1	Michelle Metza	Sovereign Lake Ski Club
2	n/a	n/a
3	n/a	n/a
<b>Open Men 20-29</b>		
1	Adam Elliot	Telemark Nordic Ski Club
2	n/a	n/a
3	n/a	n/a
<b>Master Women 30-39</b>		
1	Robyn Thomas	Revelstoke Nordic Ski Club
2	Tanya Wolgram	Revelstoke Nordic Ski Club
3	n/a	n/a
<b>Master Men 40-49</b>		
1	Mark Filatow	Telemark Nordic Ski Club
2	Jeremy Ayotte	Larch Hills Nordic Society
3	Brent Hobbs	Telemark Nordic Ski Club
<b>Master Women 40-49</b>		
1	Sarah Newton	Revelstoke Nordic Ski Club
2	Mandy Keller	Revelstoke Nordic Ski Club
3	Annmarie Gill	Revelstoke Nordic Ski Club
<b>Master Men 50-59</b>		
1	Rory Luxmoore	Revelstoke Nordic Ski Club
2	John Hagen	Caledonia Nordic Ski Club
3	Chris Andrews	Sovereign Lake Ski Club
<b>College/University Men</b>		
1	Alexander Corbett	3 Eric Embleton
2	Andrew Nash	

## 2016 BC CHAMPIONSHIP CLUB TROPHY

The BC Championship Club Trophy recognizes the achievements of club teams at the BC Championships. Point totals for 2016 are as follows:

Club	Points	Rank
Larch Hills Nordic Society	142	1
Revelstoke Nordic Ski Club	64	2
Telemark Nordic Club	49	3
Sovereign Lake Nordic Club	45	4
Hollyburn Cross Country Ski Club	29	5
Nordic Racers	24	6
Strathcona Nordic Ski Club	21	7
Caledonia Nordic Ski Club	16	8
Black Jack Cross Country Ski Club	14	9
Whistler Nordic Ski Club	12	10
Overlander Ski Club	10	11
Kimberley Nordic Ski Club	9	12
Bulkley Valley Cross Country Ski Club	5	13
Nickel Plate Cross Country Ski Club	4	14
Williams Lake Cross Country Ski Club	4	15

Number of clubs that accumulated points at the BC Championships:

<b>2016-17</b>	<b>15</b>
2015-16	18
2014-15	15
2013-14	14
2012-13	10

## 2016 TECK BC MIDGET CHAMPIONSHIPS

The Teck BC Midget Championships Club Trophy recognizes the achievements of club teams at the Teck BC Midget Championships. Point totals for 2016 are as follows:

Team	Total Points	Rank
Larch Hills Nordic Society	274	1
Revelstoke Nordic Ski Club	114	2
Telemark Nordic Ski Club	94	3
Hollyburn Cross Country Ski Club	90	4
Strathcona Nordic Ski Club	76	5
Sovereign Lake Nordic Club	76	5
Methow Valley, USA	64	7
Black Jack Cross Country Ski Club	47	8
Overlander Ski Club	41	9
Toby Creek Nordic Ski Club	41	9
Caledonia Nordic Ski Club	27	11
Nelson Nordic Ski Club	25	12
Williams Lake Nordic Ski Club	21	13
Spud Valley Nordic Ski Club	11	14
Sun Peaks Nordic Ski Club	9	15
Fernie Nordic Ski Club	6	16
Golden Nordic Ski Club	6	16
Valhalla Hills Nordic Ski Club	6	16
Ft. Saskatchewan Ski Club, AB	2	19

## Best Technique Awards

Skate	Classic
Anna Chatterton (Strathcona Nordic Ski Club)	Elliot Wilson (Revelstoke Nordic Ski Club)
Brodie Gillies (Toby Creek Nordic Club)	Jacob Miller (Telemark Nordic Ski Club)
Emmet Bondi (Methow Valley Nordic, USA)	Madeleine Wilkie (Larch Hills Nordic Society)
Eva Rosen (Sovereign Lake Nordic Ski Club)	Maya Abraham (Nelson Nordic Club)
Lennox Davies (Spud Valley Nordic Ski Club)	Wade Kanigan (Overlander Ski Club)

## RACING ROCKS!

<b>BC Club Participation in Racing Rocks!</b>	
Nelson Nordic Ski Club	69
Cariboo Ski Touring Club	55
Telemark Nordic Ski Club	165
Fernie Nordic Ski Club	180
Kimberley Nordic Ski Club	55
Williams Lake Cross Country Ski Club	120
Tetrahedron Outdoor Club	61
Nechako Nordics	41
Spud Valley Nordic Ski Club	54

**TOTAL: 800**



<b>CCC License Holders by Club</b>								
<b>Club</b>	<b>09-10</b>	<b>10-11</b>	<b>11-12</b>	<b>12-13</b>	<b>13-14</b>	<b>14-15</b>	<b>15-16</b>	<b>16-17</b>
Arrow Lakes CC Ski Club	1	0	0	0	0	0	0	0
Black Jack CC Ski Club	10	13	13	12	10	10	12	23
Bulkley Valley CC Ski Club	7	12	6	7	6	8	14	10
Caledonia Nordic Ski Club	6	7	10	9	11	7	14	12
Golden Nordic Ski Club	3	3	1	0	0	0	3	6
Hills Nordic Ski Club	0	0	1	0	0	0	0	0
Hollyburn CC Ski Club	12	15	17	27	27	30	21	22
Kimberley Nordic Ski Club	7	6	5	6	4	5	6	6
Larch Hill Nordic Society	11	16	17	21	18	16	36	44
Nechako Nordics Ski Club	0	1	1	2	2	2	0	0
Nelson Nordic Ski Club	5	2	2	1	0	0	0	7
Nickel Plate CC Ski Club	1	0	0	1	0	0	3	4
Nordic Racers Ski Club	12	7	1	9	6	5	3	3
Omineca Ski Club	7	5	0	0	0	0	1	0
100 Mile Nordic Ski Society	1	2	2	3	1	1	1	0
Overlander Ski Club	3	7	5	8	9	9	5	3
Revelstoke Nordic Ski Club	2	5	11	7	5	9	16	20
Sea to Sky Nordic Ski Club	0	0	0	0	0	0	1	0
Snow Valley Nordic Ski Club	0	0	0	0	0	0	0	0
Sovereign Lake Nordic Club	19	14	8	11	10	17	20	18
Spud Valley Nordic Ass'n	0	0	0	0	2	3	1	2
Strathcona Nordic Ski Club	14	16	12	20	9	11	21	20
Sun Peaks Nordic Club	0	0	0	0	0	0	1	0
Telemark Nordic Club	7	11	10	13	8	12	23	21
UBC Nordic Ski Club	6	8	7	6	0	6	0	1
Whistler Nordic Ski Club	2	5	8	11	10	7	4	6
Williams Lake Nordic Ski Club	0	0	0	0	0	0	1	1
<b>Total</b>	<b>136</b>	<b>155</b>	<b>137</b>	<b>174</b>	<b>138</b>	<b>158</b>	<b>207</b>	<b>229</b>

<b>CCC License Holders by Province</b>											
<b>Division</b>	<b>06-07</b>	<b>07-08</b>	<b>08-09</b>	<b>09-10</b>	<b>10-11</b>	<b>11-12</b>	<b>12-13</b>	<b>13-14</b>	<b>14-15</b>	<b>15-16</b>	<b>16-17</b>
AB	137	144	150	140	184	172	190	189	171	251	278
<b>BC</b>	<b>122</b>	<b>146</b>	<b>142</b>	<b>136</b>	<b>155</b>	<b>137</b>	<b>174</b>	<b>141</b>	<b>158</b>	<b>207</b>	<b>229</b>
MB	16	19	16	22	22	20	23	25	31	23	22
NB	11	6	6	11	14	13	6	12	18	26	28
NL	13	18	15	24	19	16	18	29	21	21	22
NS	10	4	1	8	14	10	10	10	11	6	8
NT	21	12	11	18	12	10	10	16	16	22	20
ON	249	245	285	260	298	299	312	287	285	316	351
PE	2	1	0	0	0	0	0	0	0	0	0
QC	184	206	210	194	189	224	207	206	237	276	283
SK	30	17	13	13	21	20	22	25	23	24	28
YT	19	18	20	36	23	22	23	21	23	45	23
<b>Total</b>	<b>814</b>	<b>836</b>	<b>869</b>	<b>862</b>	<b>951</b>	<b>943</b>	<b>995</b>	<b>961</b>	<b>994</b>	<b>1217</b>	<b>1292</b>



<b>Comparison of Previous Years Statistics:</b>				
	2015/16		6532	2633
	2014/15		6144	2027
	2013/14		6031	3050
	2012/13		6196	2109
	2011/12		5895	2706
	2010/11		5382	2081
	2009/10		4566	2595
	2008/09		7040	2355
	2007/08		5711	2339
	2006/07		4593	2074
	2005/06		4516	731
	2004/05		3758	2805
	2003/04		3959	2166
	2002/03		4573	3278
	2001/02		4077	3115
	2000/01		3633	2917
	1999/00		4428	2764

**2016 - 17**  
**YEAR END REPORT**



**CROSS COUNTRY BC**  
**Financials**

**CROSS COUNTRY BC  
PROJECTED FINANCIAL STATEMENT 2016-17**

**Revenues**

Grants & Support	
viaSport Contribution	242,389
viaSport BCSP Grant	20,000
Community Gaming	62,000
Other	7,233
Programs	
Athlete Development	210,573
Coaching Development	46,340
Officials Development	4,039
Club Development	0
Competitions	2,630
Fundraising	
Sponsorship and Marketing	82,505
Donations	59,180
Membership Fees	151,185
Miscellaneous	27,449
	915,524
<b>Total Revenues</b>	<b>915,524</b>

**Expenses**

Programs	
Athlete Development	439,453
Coaching Development	53,265
Officials Development	4,027
Club Development	54,229
Competitions	10,013
Sport Promotion	21,219
Administration	
Staff & Contractors	203,559
Office & Division	60,410
	846,175
<b>Total Expenses</b>	<b>846,175</b>

Excess of revenues over expenses	69,348
----------------------------------	--------

## CROSS COUNTRY BC BUDGET 2017-18

### Revenues

Grants & Support	
viaSport Contribution	268,000
viaSport BCSPG Grant	20,000
Community Gaming	86,500
Other	4,000
Programs	
Athlete Development	192,000
Coaching Development	49,000
Officials Development	4,000
Club Development	0
Competitions	15,000
Fundraising	
Sponsorship and Marketing	94,000
Donations	50,000
Membership Fees	162,000
Miscellaneous	6,000
<b>Total Revenues</b>	<b>950,500</b>

### Expenses

Programs	
Athlete Development	517,000
Coaching Development	64,000
Officials Development	5,000
Club Development	61,500
Competitions	25,000
Sport Promotion	21,500
Administration	
Staff & Contractors	210,000
Office & Division	61,500
<b>Total Expenses</b>	<b>965,500</b>
Excess of revenues over expenses	-15,000

Financial Statements of

**CROSS COUNTRY BC**

Year ended March 31, 2017



KPMG LLP  
200-206 Seymour Street  
Kamloops BC V2C 6P5  
Canada  
Telephone (250) 372-5581  
Fax (250) 828-2928

## INDEPENDENT AUDITORS' REPORT

To the Directors of Cross Country BC

We have audited the accompanying financial statements of Cross Country BC (the "Association"), which comprise the statement of financial position as at March 31, 2017, the statements of operations, changes in net assets and cash flows for the year then ended, and notes, comprising a summary of significant accounting policies and other explanatory information.

### ***Management's Responsibility for the Financial Statements***

Management is responsible for the preparation and fair presentation of these financial statements in accordance with Canadian accounting standards for not-for-profit organizations, and for such internal control as management determines is necessary to enable the preparation of financial statements that are free from material misstatement, whether due to fraud or error.

### ***Auditors' Responsibility***

Our responsibility is to express an opinion on these financial statements based on our audit. We conducted our audit in accordance with Canadian generally accepted auditing standards. Those standards require that we comply with ethical requirements and plan and perform the audit to obtain reasonable assurance about whether the financial statements are free from material misstatement.

An audit involves performing procedures to obtain audit evidence about the amounts and disclosures in the financial statements. The procedures selected depend on our judgment, including the assessment of the risks of material misstatement of the financial statements, whether due to fraud or error. In making those risk assessments, we consider internal control relevant to the entity's preparation and fair presentation of the financial statements in order to design audit procedures that are appropriate in the circumstances, but not for the purpose of expressing an opinion on the effectiveness of the entity's internal control. An audit also includes evaluating the appropriateness of accounting policies used and the reasonableness of accounting estimates made by management, as well as evaluating the overall presentation of the financial statements.

We believe that the audit evidence we have obtained in our audit is sufficient and appropriate to provide a basis for our audit opinion.

In our opinion, the financial statements present fairly, in all material respects, the financial position of Cross Country BC as at March 31, 2017, and its results of operations, its changes in net assets, and its cash flows for the year then ended in accordance with Canadian accounting standards for not-for-profit organizations.





Page 2

***Report on Other Legal and Regulatory Requirements***

As required by the Societies Act (British Columbia), we report that, in our opinion, the accounting principles in Canadian accounting standards for not-for-profit organizations have been applied on a basis consistent with that of the preceding year.

A handwritten signature in black ink that reads 'KPMG LLP' in a cursive, slanted font. A horizontal line is drawn underneath the signature.

Chartered Professional Accountants

June 22, 2017

Kamloops, Canada

# CROSS COUNTRY BC

## Statement of Financial Position

March 31, 2017, with comparative information for 2016

	2017	2016
<b>Assets</b>		
Current assets:		
Cash	\$ 62,683	\$ 155,030
Restricted cash - gaming (note 2)	227	263
Accounts receivable	13,215	43,649
Inventories	69,731	68,764
Prepaid expenses and deposits	5,019	9,269
Short-term investments (note 3)	181,207	100,180
	<u>332,082</u>	<u>377,155</u>
Capital assets (note 4)	5,431	7,242
	<u>\$ 337,513</u>	<u>\$ 384,397</u>

## Liabilities and Net Assets

Current liabilities:		
Accounts payable and accrued liabilities (note 5)	\$ 43,174	\$ 92,985
Deferred revenue	-	65,000
	<u>43,174</u>	<u>157,985</u>
Net assets:		
Unrestricted	288,908	219,170
Invested in capital assets (note 4)	5,431	7,242
	<u>294,339</u>	<u>226,412</u>
Commitments (note 6)		
Contingency (note 7)		
	<u>\$ 337,513</u>	<u>\$ 384,397</u>

See accompanying notes to financial statements.

On behalf of the Board:

\_\_\_\_\_ Director                      \_\_\_\_\_ Director

# CROSS COUNTRY BC

## Statement of Operations

Year ended March 31, 2017, with comparative information for 2016

	2017	2016
<b>Revenues:</b>		
Programs	\$ 263,383	\$ 258,541
Grant revenue	242,389	232,389
Memberships	151,338	143,052
Sports development grants	92,233	123,655
BC Gaming Commission	62,000	56,500
Donations	59,180	5,017
Other revenue	27,449	1,704
Marketing and fundraising	17,505	12,900
	<b>915,477</b>	<b>833,758</b>
<b>Expenses:</b>		
Administration	216,336	201,126
Administration centre	46,865	45,998
Athlete development	325,399	321,958
Coaches	122,232	172,523
Coaching development	62,654	58,265
Competitions	10,778	35,523
Division	-	998
Donations	33,778	-
Officials development	4,027	2,559
Sport promotion	23,670	32,320
	<b>845,739</b>	<b>871,270</b>
(Deficiency) excess of revenues over expenses before the undernoted	69,738	(37,512)
Amortization of capital assets	(1,811)	(2,477)
<b>Excess (deficiency) of revenues over expenses</b>	<b>\$ 67,927</b>	<b>\$ (39,989)</b>

See accompanying notes to financial statements.

# CROSS COUNTRY BC

## Statement of Changes in Net Assets

Year ended March 31, 2017, with comparative information for 2016

	Unrestricted		Invested in capital assets		2017		2016	
Net assets, beginning of year	\$	219,170	\$	7,242	\$	226,412	\$	266,401
Excess (deficiency) of revenues over expenses		69,738		(1,811)		67,927		(39,989)
Net assets, end of year	\$	288,908	\$	5,431	\$	294,339	\$	226,412

See accompanying notes to financial statements.

# CROSS COUNTRY BC

## Statement of Cash Flows

Year ended March 31, 2017, with comparative information for 2016

	2017	2016
Cash provided by (used in):		
Operating activities:		
Excess (deficiency) of revenues over expenses	\$ 67,927	\$ (39,989)
Item not involving cash:		
Amortization	1,811	2,477
	<u>69,738</u>	<u>(37,512)</u>
Changes in non-cash operating working capital:		
Accounts receivable	30,434	7,149
Inventories	(967)	12,922
Prepaid expenses and deposits	4,250	(8,414)
Short-term investments	(1,027)	(180)
Accounts payable and accrued liabilities	(49,811)	27,159
Deferred revenue	(65,000)	65,000
	<u>(12,383)</u>	<u>66,124</u>
Investing activities:		
Purchase of short-term investments	(80,000)	(100,000)
Decrease in cash	(92,383)	(33,876)
Cash, beginning of year	155,293	189,169
Cash, end of year	<u>\$ 62,910</u>	<u>\$ 155,293</u>
Cash consists of:		
Cash	\$ 62,683	\$ 155,030
Restricted cash	227	263
	<u>\$ 62,910</u>	<u>\$ 155,293</u>

See accompanying notes to financial statements.

# CROSS COUNTRY BC

## Notes to Financial Statements

Year ended March 31, 2017

---

Cross Country BC (the "Association") is a not-for-profit organization incorporated under the Societies Act of British Columbia and accordingly is exempt from income tax under provisions of the Income Tax Act provided certain requirements of the Income Tax Act are met. It is not a registered charity that can issue tax receipts. Its purpose is to provide provincial programming for the continuous development of cross-country skiing programs, recreational through to competitive, to a broad cross section of the community.

### 1. Significant accounting policies:

The financial statements are prepared in accordance with Canadian Accounting Standards for Not-For-Profit Organizations in Part III of the CPA Canada Handbook. The Association's significant accounting policies are as follows:

#### (a) Fund accounting:

The Association reports its activities on a fund accounting basis. A fund is determined for the purpose of carrying on specific activities or attaining certain objectives in accordance with special regulations, restrictions or limitations. Each fund has its own statement of net assets which presents the results of operations for the fund. The statement of financial position of the Association includes the assets, liabilities and net assets of all funds presented in the financial statements.

#### (b) Revenue recognition:

The Association follows the deferral method of accounting for contributions which include donations and government grants.

Contributions that are unrestricted are recorded as revenue when received or receivable if the amount to be received can be reasonably estimated and collection is reasonably assured. Government grants approved but not received at the end of an accounting period are accrued. Restricted contributions are recognized in revenue in the period in which the expenses relating to the project are incurred.

Revenue from memberships and programs are recognized when the services are provided or the goods are sold. Marketing and fundraising and other revenue are recognized when the cash is received and the services of goods are provided.

#### (c) Cash and cash equivalents:

Cash and cash equivalents consist of cash and investments in money market or other short-term instruments or investments with a maturity of less than 90 days. Instruments which have a maturity greater than 90 days are presented as short term or long term investments accordingly.

Cash which is restricted for a specific purpose has been segregated from cash and/or cash equivalents.

# CROSS COUNTRY BC

Notes to Financial Statements (continued)

Year ended March 31, 2017

## 1. Significant accounting policies (continued):

### (d) Capital assets:

Purchased capital assets are recorded at cost. Contributed capital assets are recorded at fair value at the date of contribution. Assets acquired under capital leases are amortized over the estimated life of the assets or over the lease term, as appropriate. Repairs and maintenance costs are charged to expense. Betterments which extend the estimated life of an asset are capitalized. When a capital asset no longer contributes to the Association's ability to provide services, its carrying amount is written down to its residual value.

Capital assets are amortized on a declining balance basis using the following annual rates:

Asset	Rate
Vehicles	25%

### (e) Inventories:

Inventories are measured at the lower of cost and replacement cost. The Association uses the average cost formula for all inventories of the Association. Inventories are written down to their net realizable values when the cost of the inventories is not estimated to be recoverable. When circumstances which previously caused inventories to be written-down no longer exist the previous impairment is reversed.

### (f) Use of estimates:

The preparation of the financial statements in accordance with Not-for-Profit Standards requires management to make estimates and assumptions that affect the reported amounts of assets and liabilities and disclosure of contingent assets and liabilities at the date of the financial statements and the reported amounts of revenue and expenses during the year. Actual results could differ from those estimates. These estimates are reviewed periodically, and, as adjustments become necessary, they are reported in the statement of operations in the year in which they become known.

# CROSS COUNTRY BC

Notes to Financial Statements (continued)

Year ended March 31, 2017

---

## 1. Significant accounting policies (continued):

### (g) Financial instruments:

Financial instruments are recorded at fair value on initial recognition. Freestanding derivative instruments that are not in a qualifying hedging relationship and equity instruments that are quoted in an active market are subsequently measured at fair value. All other financial instruments are subsequently recorded at cost or amortized cost, unless management has elected to carry the instruments at fair value. The Association has not elected to carry any such financial instruments at fair value.

Transaction costs incurred on the acquisition of financial instruments measured subsequently at fair value are expensed as incurred. All other financial instruments are adjusted by transaction costs incurred on acquisition and financing costs, which are amortized using the straight-line method.

Financial assets are assessed for impairment on an annual basis at the end of the fiscal year if there are indicators of impairment. If there is an indicator of impairment, the Association determines if there is a significant adverse change in the expected amount or timing of future cash flows from the financial asset. If there is a significant adverse change in the expected cash flows, the carrying value of the financial asset is reduced to the highest of the present value of the expected cash flows, the amount that could be realized from selling the financial asset or the amount the Association expects to realize by exercising its right to any collateral. If events and circumstances reverse in a future year, an impairment loss will be reversed to the extent of the improvement, not exceeding the initial carrying value.

### (h) Contributed services:

A substantial number of volunteers contribute a significant amount of their time each year to the Association. Due to the difficult nature in determining a fair value for these services, they are not recognized in the financial statements.

## 2. Gaming activities:

Revenue earned from the Community Gaming grant is used to purchase goods and services required to provide the various programs offered by the Association during the year. As at March 31, 2017, the gaming funds that have yet to be expended are \$nil (2016 - \$nil).

Funds held in the Association's gaming account are restricted for these future programs, and have therefore been classified as restricted cash. The balance in this account at March 31, 2017 is \$227 (2016 - \$263).



# CROSS COUNTRY BC

Notes to Financial Statements (continued)

Year ended March 31, 2017

### 3. Short-term investments:

	2017		2016	
Guaranteed Investment Certificates	\$	181,207	\$	100,180

All investments are Guaranteed Investment Certificates held with the Royal Bank of Canada and earn interest at 0.88% maturing January 2018.

### 4. Capital assets:

	2017		2016	
	Cost	Accumulated amortization	Net book value	Net book value
Vehicles	\$ 53,462	\$ 48,031	\$ 5,431	\$ 7,242
	\$ 53,462	\$ 48,031	\$ 5,431	\$ 7,242

### 5. Accounts payable and accrued liabilities:

Included in accounts payable and accrued liabilities are government remittances payable of \$344 (2016 - \$443), which includes amounts payable for worker's safety insurance premiums.

### 6. Commitments:

The Association leases premises under two lease agreements with varying lease terms. Minimum lease payments are as follows:

2018	\$	21,081
2019		3,101

# CROSS COUNTRY BC

Notes to Financial Statements (continued)

Year ended March 31, 2017

---

## 7. Contingency:

From time to time the Association is brought forth as defendant in various lawsuits. The Association reviews its exposure to any potential litigation for which it would not be covered by insurance and assesses whether a successful claim against the Association would materially affect the financial statements of the Association. The Association is not aware of any claims brought against it that if not defended successfully would result in a material change to these financial statements.

## 8. Directors' and employees' remuneration:

No directors of the Association were remunerated for the fiscal year ending 2017.

For the fiscal year ending 2017, the Association did not pay any remuneration to employees and contractors for services in excess of \$75,000.

## 9. Financial risks and concentration of risk:

### (a) Credit risk:

The maximum credit risk exposure for all of the Association's current financial assets is the carrying value of those assets.

### (b) Liquidity risk:

Liquidity risk is the risk that the Association will be unable to fulfil its obligations on a timely basis or at a reasonable cost. The Association manages its liquidity risk by monitoring its operating requirements. The Association prepares budget and cash forecasts to ensure it has sufficient funds to fulfill its obligations. There has been no significant change to the risk exposures from 2016.

## 10. Economic dependence:

A significant portion of the Association's revenue is derived from direct and indirect funding from the Province of British Columbia and the Federal Government. In 2017, these revenues represented 36% (2016 - 37%) of total revenue.

