



CROSS COUNTRY BC

Cross Country Canada – B.C. Division

Minutes and Reports
of the
Annual General Meeting
held
May 2, 2015
at
Kamloops, BC



CROSS COUNTRY BC
MINUTES AND REPORTS OF THE
CROSS COUNTRY BC ANNUAL GENERAL MEETING
KAMLOOPS, BC – May 2, 2015

CONTENTS	PAGE
NOTICE OF ANNUAL GENERAL MEETING	1
AGENDA OF THE ANNUAL GENERAL MEETING	2
MINUTES OF THE ANNUAL GENERAL MEETING	3
MINUTES OF THE EXTRAORDINARY GENERAL MEETING	6
PROGRAM REPORTS	
Club Development	8
Club Infrastructure	9
Membership Report	10
Report: Jim Burbee – Dave Rees Award	12
Athlete Development	13
SDP: Year at a Glance	14
Teck Regional Camp Program	16
Teck Provincial Camp Program	16
BC Ski Team Trip Program	17
Canadian National Championship Aggregate Awards	18
Canadian National Championship Individual Medals	19
Ski S’Kool Program Report	21
2015-16 BC Ski Team & BCDS/BCTS Nominations	23
Coaching	25
2014-15 Reports: Year at a Glance	26
Officials	35
2014-15 Reports: Year at a Glance	36

Competitions	39
Teck BC Cup Series Awards	40
2014 Teck BC Championship Club Trophy	43
2014 Teck BC Midget Championships Trophy	44
Racing Rocks!	45
CCC License Holders Report	46
Number of Participants in Competitions	47
Financial	49
2014-15 Financial Statement	50
2015-16 Budget	51
2014-15 Audited Statement	52



Cross Country BC

ANNUAL GENERAL MEETING

Notice is hereby given of the

Annual General Meeting

of Cross Country BC

to be held at

Thompson Rivers University

Kamloops, British Columbia

Saturday, May 2, 2015

The meeting will commence at 4:00 PM



Cross Country BC

ANNUAL GENERAL MEETING Kamloops, BC May 2, 2015

AGENDA

- 1. CHAIRPERSONS OPENING REMARKS**
- 2. INTRODUCTION OF CLUB DELEGATES**
- 3. ADOPTION OF AGENDA**
- 4. ACCEPTANCE OF THE 2014 AGM MINUTES**
Kamloops, May 4th, 2014
- 5. BUSINESS ARISING FROM THE MINUTES**
- 6. CROSS COUNTRY BC CHAIRPERSON REPORT**
- 7. FINANCIAL REPORT**

7.1	Financial Statement	2014-15
7.2	Budget	2015-16
7.3	Cross Country BC Auditor	2015-16
- 8. OTHER BUSINESS**

8.1	Date of 2016 CCBC AGM
-----	-----------------------
- 9. ELECTION OF OFFICERS**

9.1	Chairperson
9.2	Director-at-Large
9.3	Director-at-Large
9.4	Director-at-Large



CROSS COUNTRY BC
Minutes of the
CROSS COUNTRY BC
ANNUAL GENERAL MEETING
Kamloops, BC. May 2, 2015

The meeting was brought to order at 4:52 p.m. The following were present:

Jerome Jang	Nickel Plate Cross Country Ski Club
Dirk Rohde	Hollyburn Cross Country Ski Club
Jake Weaver	Hollyburn Cross Country Ski Club
Maria Lundgren	CVTC Assistant Coach/Whistler Nordic Ski Club
Clark Weber	Fernie Nordic Society
Annie Duciaume	Fernie Nordic Society
Troy Hudson	Sovereign Lake Nordic Club
Jim Burbee	CCBC Northern Zone Chair/Caledonia Nordic Ski Club
Kevin Pettersen	Caledonia Nordic Ski Club
Barry Allen	Telemark Nordic Club
Fae DeBeck	Sun Peaks Nordic Club
Leslie-Jean MacMillan	CCBC Vice Chairperson/Bulkley Valley XC Ski Club
Alan Vyse	Overlander Ski Club
Darrin Markvardsen	Black Jack Cross Country Ski Club
Alan Fisher	Black Jack Cross Country Ski Club
Roger Pratt	CCBC Kootenay Zone Chair/Nelson Nordic Ski Club
Lia Puetz	CCBC Bookkeeper
Dennis Wu	CCBC Administration and Communications Coordinator

The above also attended the Club Development Workshop on Saturday, 2nd May including:

Georgia Manhard Society	CCBC Coaching Development Chair/100 Mile Nordic Ski
----------------------------	---

1. CHAIRPERSONS OPENING REMARKS

Jim Burbee welcomed everyone to the meeting.

2. INTRODUCTION OF CLUB DELEGATES

3. ADOPTION OF AGENDA

Motion: *"That the agenda be accepted as distributed"*.

Dirk Rohde/Alan Vyse

Carried

4. ACCEPTANCE OF MINUTES FROM THE 2014 AGM, KAMLOOPS (May 4, 2014)

Motion: *"That the minutes of the 2014 AGM in Kamloops be accepted as presented"*.

Dirk Rohde/Barry Allen

Carried

5. BUSINESS ARISING FROM THE MINUTES

None

6. CROSS COUNTRY BC CHAIRPERSON REPORT

Jim Burbee congratulated everyone on all the good work done on behalf of cross country skiing this past year.

7. FINANCIAL REPORT

7.1 The 2014-2015 Financial Statement was presented prior to the meeting.

7.2 The 2015-2016 Budget was presented before the meeting.

7.3 Auditor:

Motion: *"That KPMG be retained as CCBC Auditor for 2015-16"*

Kevin Pettersen/Dirk Rohde

Carried

8. OTHER BUSINESS

8.1 Date and Location of 2016 CCBC AGM

The date and location of the 2016 Club Development Workshop and Annual General Meeting will be in Kamloops: tentative April 30th weekend.

8.2 Jim Burbee recognized retiring board members and the years they have contributed to CCBC

Glen Davison since 2003, 13 years

Roger Pratt since 1993, 22 years

Cards and gifts were presented.

9. ELECTION OF OFFICERS

The elections were conducted by Jim Burbee.

The following members were nominated and were elected by acclamation.

Chairperson – Mark Richards (Black Jack)

Director-at-Large – Leslie-Jean McMillan (Bulkley Valley)

Director-at-Large – Barry Allen (Telemark)

Director-at-Large – Darrin Markvardsen (Black Jack)

10. ADJORNMENT

Motion: “*That the 2015 AGM be adjourned.*”

Kevin Pettersen

Adjourned: 5:13 p.m.



CROSS COUNTRY BC
Minutes of the
CROSS COUNTRY BC
EXTRAORDINARY GENERAL MEETING
Whistler, BC. March 15, 2015

The meeting was brought to order at 4:52 p.m. The following were present:

Delores Franz Los	Spud Valley Nordic Club – Voting Member
Dirk Rohde	Hollyburn Cross Country Ski Club – Voting Member
Sherryl Yeager	Nordic Racers – Voting Member
Brent Murdoch	Whistler Nordic Ski Club – Voting Member
Mark Richards	Chairperson – Board Member
Georgia Manhard	Coaching Development Chairperson – Board Member
Reid Carter	Coast Zone Chairperson – Board Member
Jamie Stirling	Member of Nordic Racers
Maria Lundgren	Cross Country BC Staff

Proxies of Voting Members

Snow Valley Nordic Ski Club
 Cariboo Ski Touring Club
 Overlander Ski Club
 Bulkley Valley Cross Country Ski Club
 Kimberly Nordic Ski Club
 Caledonia Nordic Ski Club
 Strathcona Nordic Ski Club
 Black Jack Cross Country Ski Club
 Fernie Nordic Society

1. CALL TO ORDER

Mark Richards welcomed everyone and thanked them for taking the time to attend the meeting.

2. ESTABLISHMENT OF VOTING MEMBER CLUBS PRESENT AND VOTING PROXIES

The voting member clubs present, the voting member clubs that sent proxies and the delegates carrying the proxy votes were identified.

3. APPROVAL OF THE AGENDA

Motion: *"To approve the agenda as presented"*.

Sherryl Yeager/Dirk Rohde

Carried

4. BUSINESS AS SPECIFIED IN THE MEETING NOTICE

Motion: *"RESOLVE WHEREAS the Society is incorporated under British Columbia Society Act; and the By-laws of the Society are repealed effective on this date and the new By-laws which have been submitted to this meeting and are annexed to these minutes as Schedule A are approved and will be effective on the same date."*

Dirk Rohde/Delores Franz Los

Carried

5. ADJOURNMENT

Motion: *"That the meeting be adjourned."*

Brent Murdoch

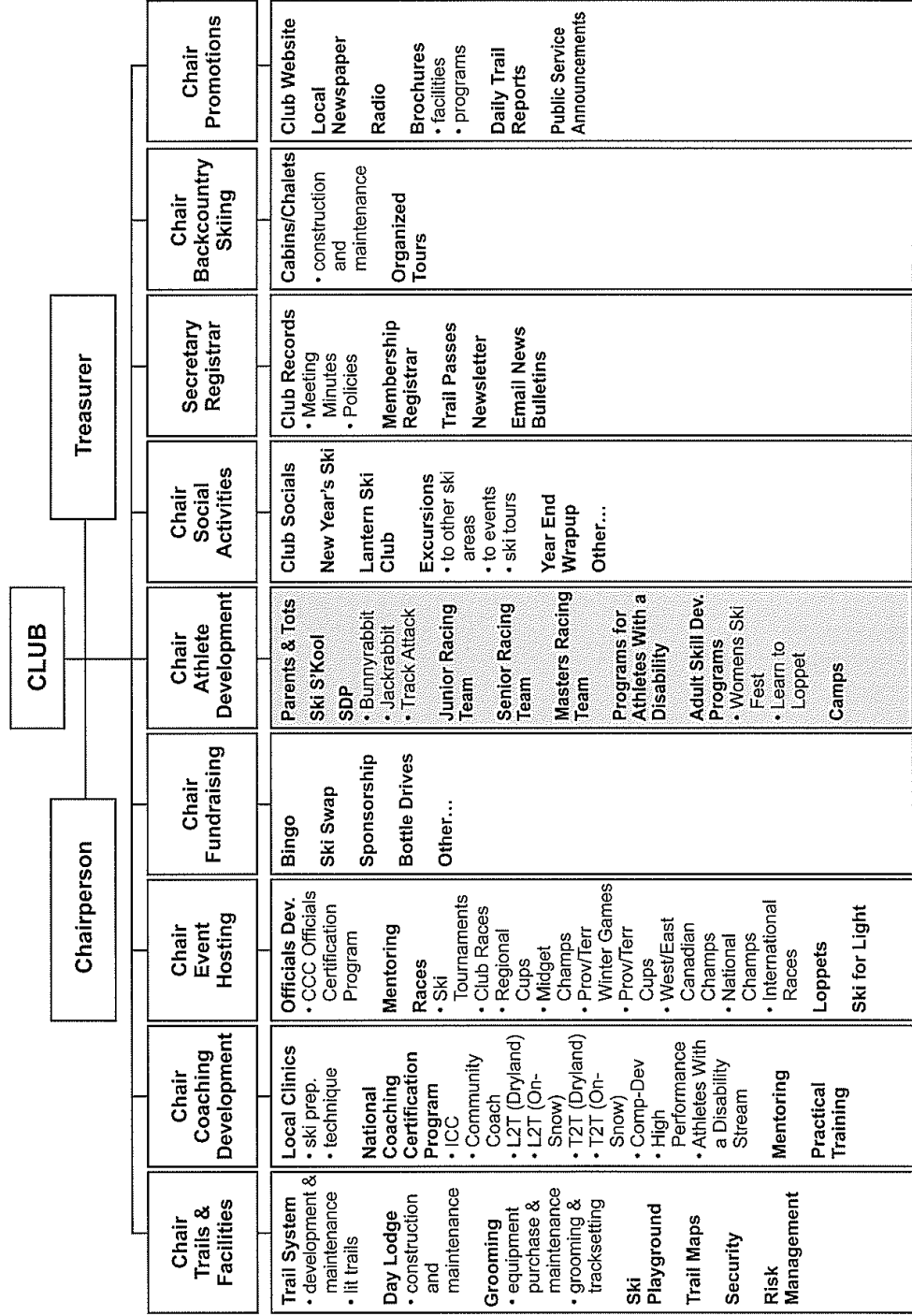
Adjourned: 2:13 p.m.

2014-15
YEAR END REPORT



Cross Country BC
Club Development

8.3.1 Example Full Service Club Infrastructure





Membership Report 2014-15 Season

<u>Name of Club</u>	<u>05-06</u>	<u>06-07</u>	<u>07-08</u>	<u>08-09</u>	<u>09-10</u>	<u>10-11</u>	<u>11-12</u>	<u>12-13</u>	<u>13-14</u>	<u>14-15</u>
Arrow Lakes CC Ski Club	20	44	28	33	24	35	29	28	32	24
Bear Mountain CC Ski Club	38	61	78	80	133	132	106	144	162	159
Black Jack CC Ski Club	642	581	503	577	633	719	617	678	727	710
Bulkley Valley CC Ski Club	574	664	637	675	720	698	702	638	606	571
Caledonia Nordic Ski Club	966	1146	1236	1433	1592	1623	1618	1822	1873	1633
Callaghan Valley CC Ski Club	0	0	10	10	10	10	10	10	10	11
Cariboo Ski Touring Club	261	323	390	362	414	404	402	473	521	505
Castlegar Nordic Ski Club	527	551	474	453	525	657	657	707	849	0
China Ridge CC Ski Assoc.	45	25	36	59	92	87	87	100	0	0
Clinton Snow Jockey Club	11	15	16	15	21	25	15	10	21	17
Dunster Jackrabbits	10	12	0	0	0	0	0	0	0	0
Elkford Nordic Ski Club	76	54	57	54	39	39	33	28	67	35
Fernie Nordic Society	0	220	206	175	142	145	219	341	389	573
Fort Nelson CC Ski Club	48	56	42	55	73	32	46	76	67	77
Golden Nordic Ski Club	191	260	359	399	501	561	471	503	604	592
Highland Valley Outdoor Ass'n	15	42	28	24	21	10	10	31	24	26
Hollyburn CC Ski Club	576	542	537	488	522	540	550	600	634	649
Kaslo Nordic Club	0	0	0	0	0	0	10	81	80	111
Kimberley Nordic Ski Club	408	356	379	369	618	753	926	1020	1059	897
Larch Hills Ski Club	889	916	931	969	982	868	946	975	978	968
Mackenzie Nordiques	228	173	230	141	120	150	133	143	142	99
McKinney Nordic Ski Club	46	49	43	49	49	45	41	48	45	36
Morice Mountain Nordic Ski Club	82	115	107	201	209	170	141	225	188	201
Murray Ridge Nordic Ski Club	0	14	13	0	0	0	0	0	0	0
Nechako Nordics	58	61	49	54	73	64	65	69	66	58
Nelson Nordic Ski Club	761	748	756	744	768	673	702	705	800	738
Nickel Plate Cross Country Ski Club	493	510	567	513	552	626	617	611	641	557
Nordic Racers	216	243	277	278	241	319	320	368	280	229
Nordic Wrecks	220	190	170	155	138	132	97	121	120	0
North Thompson Rec Society	53	53	48	60	53	29	14	24	10	10
Omineca Ski Club	271	303	322	300	319	260	277	273	256	276

<u>Name of Club</u>	<u>05-06</u>	<u>06-07</u>	<u>07-08</u>	<u>08-09</u>	<u>09-10</u>	<u>10-11</u>	<u>11-12</u>	<u>12-13</u>	<u>13-14</u>	<u>14-15</u>
100 Mile Nordic Ski Society	158	104	92	87	100	159	157	140	190	135
Overlander Ski Club	585	616	531	448	524	575	516	538	682	605
Revelstoke CC Ski Club	271	349	353	332	356	459	492	499	587	658
Sea to Sky Nordics Ski Club	0	0	209	143	54	65	78	111	122	211
Skmana Ski Club	26	42	39	57	39	86	97	80	88	10
Snow Valley Nordic Ski Club	103	139	176	199	251	301	360	343	328	324
Sovereign Lake Nordic Club	1727	1676	1639	1458	1430	1606	1673	1594	1709	1681
Spud Valley Nordic Association	56	79	53	85	100	116	106	89	104	120
Stikine Nordic CC Ski Club	0	20	25	15	0	0	0	0	0	0
Strathcona Nordic Ski Club	431	466	512	466	406	402	431	490	461	400
Sun Peaks Nordic Club	0	0	0	0	0	0	0	153	121	99
Sunset Ridge Ski Society	30	56	40	24	16	10	29	10	10	10
Telemark Nordic Club	889	933	891	963	939	1003	994	988	1071	1077
Tetrahedron Outdoor Club	0	0	0	35	209	225	230	236	212	164
Toby Creek CC Ski Club	72	87	84	93	223	213	156	165	306	280
Topley Jackrabbits	40	26	0	0	0	0	0	0	0	0
UBC Nordic Ski Club	13	14	13	10	10	11	10	14	19	14
UNBC CC Ski Club	14	13	0	0	0	0	0	0	0	0
Valhalla Hills Nordic Ski Club	10	16	10	10	10	15	42	39	53	39
Vancouver Skiers Touring Club	235	202	220	192	201	229	191	198	179	194
Wells Gray Outdoor Club	134	145	137	135	108	141	110	138	156	104
Whiskey Jack Nordic Ski Club	86	85	76	76	64	87	71	69	91	102
Whistler Nordic Ski Club	177	212	257	275	265	273	269	222	158	163
Williams Lake CC Ski Club	93	173	224	207	209	141	142	198	213	214
Wolverine Nordic Association	154	110	111	73	0	0	0	0	0	0
Yellowhead Outdoor Rec. Assoc.	10	10	10	10	10	0	0	0	0	0
Yellowhead Ski Club	15	20	15	30	38	73	83	48	34	35
Overall Membership Totals	13054	13920	14246	14148	15146	15996	16098	17214	18145	16401

Total number of clubs in:

2014-15: 48

2013-14: 50

2012-13: 51

2011-12: 50

2010-11: 49

2009-10: 50

2008-09: 52

2007-08: 52

2006-07: 53

2005-06: 50

2004-05: 53

Cross Country Canada 2015 Annual General Meeting Award

DAVE REES AWARD

Awarded to men or women who have made a significant contribution to the local, regional or national development of cross country skiing - individuals who have gone "that extra mile" in their volunteer contribution to their club or division or on a national Committee or Board.

2015 Winner: Jim Burbee – Caledonia Nordic Ski Club (Prince George, BC)

Over the past 30+years, Jim has selflessly dedicated tens of thousands of hours to growing the sport of cross-country skiing in so many ways that have literally shaped the sport from a local level, right through to a national level. Jim is an amazing force and carries incredible energy and has almost literally moved mountains to the benefit of our sport.

- Established Jackrabbits program (1980s)
- Volunteer head coach (1987)
- Level 3 coaching certification (1995)
- Caledonia Board of Directors (1990s)
- Set up Nordic Forest partnership on behalf of the club to generate revenue
- Chief of Protocol and Hospitality (2005)
- Chief of Competition
- Officiated 2010 Vancouver Winter Olympic Games
- Level 3 officials certification
- Led project for the preparation of the 2015 Canada Winter Games
- Sport Leader for Cross Country Skiing for the 2015 CWG
- Caledonia Board of Directors (2010-Present)
- CCBC Board of Directors (2003-Present)
- Pacific Sports Northern BC Board of Directors

2014 - 15
YEAR END REPORT



Cross Country BC
Athlete Development Program

SKILL DEVELOPMENT PARTICIPANT ENROLLMENT

Year	06-07	07-08	08-09	09-10	10-11	11-12	12-13	13-14	14-15
Northern Zone	598	586	608	649	565	627	751	768	668
Coast Zone	505	536	573	627	599	627	633	612	676
Okanagan Zone	613	622	600	646	645	566	633	702	676
Kootenay Zone	253	235	228	217	292	352	405	437	421
Total Participation	1969	1979	2009	2139	2101	2172	2422	2519	2441

SKILL DEVELOPMENT PROGRAM CLUB ENROLLMENT

Year	06-07	07-08	08-09	09-10	10-11	11-12	12-13	13-14	14-15
Northern Zone	14	11	11	11	11	10	11	11	10
Coast Zone	4	5	6	6	6	6	6	6	6
Okanagan Zone	8	8	8	8	8	7	8	8	8
Kootenay Zone	6	7	5	6	7	9	9	9	8
Total Clubs	32	31	30	31	32	32	34	34	32

BREAKDOWN BY ZONE

Northern Zone	06-07	07-08	08-09	09-10	10-11	11-12	12-13	13-14	14-15
Bear Mountain Nordic Ski Ass'n	0	0	14	27	18	22	38	34	36
Bulkley Valley CC Ski Club	84	98	97	101	83	111	98	111	112
Caledonia Nordic Ski Club	179	161	197	217	192	200	242	252	224
Cariboo Ski Touring Club	46	49	49	28	27	50	67	89	61
Mackenzie Nordiques	37	41	29	30	42	27	27	20	13
Morice Mtn Nordic Ski Club	21	22	31	36	28	0	36	35	0
Nechako Nordics	51	39	46	58	48	52	57	52	37
Omineca Ski Club	64	87	68	54	43	65	65	53	60
100 Mile Nordic Ski Society	27	23	15	23	29	36	28	36	29
Snow Valley Nordic Ski Club	15	27	33	40	36	41	58	48	55
Williams Lake CC Ski Club	23	31	29	35	19	23	35	38	41
Total Participants	593	581	608	649	565	627	751	768	668
Total Club	13	10	11	11	11	10	11	11	10

Coast Zone	06-07	07-08	08-09	09-10	10-11	11-12	12-13	13-14	14-15
Hollyburn CC Ski Club	280	240	217	238	237	226	236	244	252
Spud Valley Nordics	33	43	59	82	88	86	70	80	87
Sea to Sky Nordic Ski Club	0	36	55	25	28	42	56	61	91
Strathcona Nordic Ski Club	150	157	143	125	117	120	127	128	106
Tetrahedron Outdoor Club	0	0	11	68	48	60	57	49	54
Whistler Nordic Ski Club	42	60	88	89	81	93	87	50	86
Total Participation	505	536	573	627	599	627	633	612	676
Total Clubs	4	5	6	6	6	6	6	6	6

Okanagan Zone	06-07	07-08	08-09	09-10	10-11	11-12	12-13	13-14	14-15
Barriere Outdoor Club	38	29	37	35	11	0	0	0	0
Larch Hills Nordic Society	117	149	137	150	137	147	172	175	197
Nickel Plate CC Ski Club	50	71	57	53	71	60	65	76	65
Overlander Ski Club	106	93	68	83	75	31	42	53	49
Revelstoke Nordic Ski Club	51	54	61	82	92	70	82	83	78
Sovereign Lake Nordic Club	129	103	122	114	122	120	108	117	97
Sun Peaks Nordic Club	0	0	0	0	0	0	17	24	29
Telemark Nordic Club	95	92	92	107	114	116	130	147	137
Wells Gray Outdoor Club	27	31	26	22	23	22	17	27	24
Total Participation	613	622	600	646	645	566	633	702	676
Total Clubs	8	8	8	8	8	7	8	8	8

Kootenay Zone	06-07	07-08	08-09	09-10	10-11	11-12	12-13	13-14	14-15
Black Jack CC Club	40	35	76	42	65	69	72	72	82
Fernie Nordic Society	0	12	24	17	27	51	72	86	66
Golden Nordic Ski Club	46	49	39	37	42	23	17	17	33
Valhalla Hills Nordic Ski Club	0	0	0	0	0	20	23	29	23
Kaslo Nordic Ski Club	0	0	0	0	0	5	23	32	49
Kimberley Nordic Ski Club	25	25	0	23	37	49	62	46	45
Nelson Nordic Ski Club	57	71	58	62	49	54	54	69	57
Toby Creek Nordic Ski Club	26	15	31	36	41	40	46	52	66
Total Participation	253	235	228	217	292	352	405	437	421
Total Clubs	6	7	5	6	7	9	9	9	8

TECK REGIONAL CAMP PROGRAM 2014

DATE	REGION	COMMUNITY	HOST CLUB	CCBC COACH	M	F	TOTAL
May 16-19	Coast	Courtenay	Strathcona	David Battison	33	21	54
July 13-18	Coast	Princeton	Hollyburn	Jake Weaver	14	13	27
Sept 5-7	Okanagan	Vernon	Telemark	Adam Elliot	26	26	52
Sept 19-21	Coast	Courtenay	Strathcona	Andrea Stapff	28	19	47
Sept 26-28	Coast	Whistler	Hollyburn	Jake Weaver	31	27	58
Sept 26-29	Kootenay	Kimberley	Kimberley	Graham Maclean	10	8	18
Oct 3-5	Northern	Prince George	Caledonia	Chris Manhard	18	12	30
Nov 21-23	Okanagan	Vernon	Telemark	Adam Elliot	32	22	54
Nov 28-30	Northern	Smithers	Bulkley Valley	Chris Werrell	22	13	35
Nov 29-30	Kootenay	Fernie	Fernie	Chris Manhard	7	5	12
Dec 12-14	Coast	Whistler	Whistler	Maria Lundgren	14	25	39
Dec 27-30	Coast	Courtenay	Strathcona	Andrea Stapff	24	20	44

TOTAL REGIONAL CAMP PARTICIPATION	257	215	470
--	------------	------------	------------

PROVINCIAL TRIP PROGRAM 2014-2015

DATE	EVENT	COMMUNITY	HOST CLUB	CCBC COACH	M	F	TOTAL
February 13-28	Canada Games	Prince George	Caledonia	Chris Manhard	8	8	16
March 11-22	Nationals	Thunder Bay	Lappe	Adam Elliot	9	8	17

PROVINCIAL CAMP PROGRAM

Provincial Camps 2014-2015	Date	Community	M	F	Total
CVTC/BCST Spring Snow Camp	May 15-19	Whistler	9	4	13
BCDS/BCTS Spring Camp	May 16-19	100 Mile House	11	9	20
CVTC/BCST/BCDS Haig Glacier Camp	July 6-14	Canmore	11	8	19
CVTC/BCST/BCDS Summer Camp	August 18-31	Whistler	5	7	12
BCTS Summer Camp	August 27-31	100 Mile House	19	14	33
CVTC/BCST/BCDS Fall Camp	September 11-14	Revelstoke	10	13	23
BCST Para Nordic Fall Camp	October 3-5	Richmond	4	2	6
CVTC/NTS Frozen Thunder Camp	October 19-22	Canmore	2	4	6
CVTC/NTS/BCST Frozen Thunder Camp	October 22-26	Canmore	5	10	15
CVTC/BCST/BCDS Snow Camp	November 7-11	Whistler	7	14	21
BCTS Fall Snow Camp	November 13-16	Whistler	26	19	45
TOTAL PROVINCIAL CAMP PARTICIPATION			109	104	213

CANADIAN NATIONAL CHAMPIONSHIP AGGREGATE AWARDS

2015 Haywood Nationals Individual Aggregates by YOB:

U23 Men - 1992

- 4th Colin Ferrie – Kimberley Nordic Club
- 7th Julien Locke – Blackjack Cross Country Ski Club

JB2 – 1997

- 3rd Gareth Williams – Telemark Nordic Ski Club
- 7th David Walker – Telemark Nordic Ski Club

JB1 – 1998

- 5th Andrew Nash – Larch Hills Nordic Society

JvB2 – 1999

- 9th Tallon Noble – Strathcona Nordics

JvB1 - 2000

- 2nd Remi Drolet – Blackjack Cross Country Ski Club
- 5th Ian Oliphant – Sovereign Lake Nordic Club
- 7th Konrad VanVarseveld – Larch Hills Nordic Society

Senior Women

- 7th Alysson Marshall – Larch Hills Nordic Ski Society

U23 Women – 1992

- 7th Kajsa Heyes – Hollyburn Cross Country Ski Club

JG2 – 1997

- 2nd Eliza Jane Kitchen – Hollyburn Cross Country Ski Club
- 3rd Katie Weaver – Hollyburn Cross Country Ski Club

JG1 – 1998

- 1st Hannah Mehain – Sovereign Lake Nordic Club
- 4th Annika Richardson – Hollyburn Cross Country Ski Club

JvG2 – 1999

- 1st Anna Goodwin – Hollyburn Cross Country Ski Club
- 2nd Kaia Andal – Caledonia Nordic Ski Club
- 5th Annika Ackerman – Kimberley Nordic Club
- 7th Rachel May – Larch Hills Nordic Society
- 10th Jenna Sim – Hollyburn Cross Country Ski Club

JvG1 – 2000

- 1st Molly Miller – Kimberley Nordic Club
- 2nd Beth Granstrom – Revelstoke Nordic Ski Club
- 3rd Alana Brittin – Revelstoke Nordic Ski Club
- 5th Elizabeth Elliot – Revelstoke Nordic Ski Club
- 10th Mackenzie McLean – Kimberley Nordic Club

TOTAL INDIVIDUAL MEDALS AT CANADIAN NATIONAL CHAMPIONSHIPS

YEAR	1ST	2ND	3RD	TOTAL MEDALS
1995	3	4	3	10
1996	1	6	2	9
1997	5	3	3	11
1998	2	4	1	7
1999	4	3	3	10
2000*	0	6	3	9
2001	1	4	3	8
2002	0	0	4	4
2003	2	1	3	6
2004	0	3	3	6
2005	1	1	1	3
2006	0	0	0	0
2007	0	3	2	5
2008	2	2	7	11
2009	2	9	1	12
2010	6	5	1	12
2011	6	5	1	12
2012	9	4	4	17
2013	8	4	4	16
2014	4	1	5	10
2015	9	6	7	22

** indicates the year Canadian Junior Championships were combined with Canadian Senior Championships

Top 10 Results: 2006-14 2007-21 2008-40 2009-32 2010-36 2011-55 2012-57 2013-46 2014-52 **2015 53**

TOTAL INDIVIDUAL PARA-NORDIC MEDALS AT CANADIAN NATIONAL CHAMPIONSHIPS

YEAR	1ST	2ND	3RD	TOTAL MEDALS
2006	4	1	0	5
2007	4	4	2	10
2008	3	7	4	14
2009	0	0	0	0
2010	0	0	0	0
2011	1	1	1	3
2012	0	0	0	0
2013	3	4	5	12
2014	0	0	0	0
2015	8	2	3	13

SKI S'KOOL PROGRAM

Number of students in the Ski S'Kool Program that fit the below criteria:

- ✓ A "Learn to Ski" program for elementary school age children (grades 1-7).
- ✓ The program is managed by a CCBC club and is delivered by "club" coaches.
- ✓ The program is held at the club facility or at the commercial (or other) facility used by the club to deliver its other programs.
- ✓ A minimum of 2 sessions per school per season

	Name of CCBC Club	Community	School District	# of student visits	# of ski opportunities
1	Bulkley Valley CC Ski Club	Smithers	SD#54	1623	2 - 3
2	Caledonia Nordic Ski Club	Prince George	SD#57	1788	1 - 5
3	Cariboo Ski Touring Club	Quesnel	SD#28	1191	1 - 6
4	Golden Nordic Ski Club	Golden	SD#6	556	2 - 3
5	Nelson Nordic Ski Club	Nelson	SD#8	1687	2 - 6
6	Nickel Plate CC Ski Club	Penticton	SD#67,93 &53	1509	3
7	Overlander Ski Club	Kamloops	SD#73	568	1 - 4
8	Revelstoke Nordic Ski Club	Revelstoke	SD#19	317	4
9	Sovereign Lake Nordic Club	Vernon	SD#22,23, 73 & 83	4837	1 - 5
10	Spud Valley Nordic Club	Pemberton (for Sea to Sky Corridor)	SD#48	1790	1 - 7
11	Strathcona Nordic Ski Club	Courtenay	SD#71 &72	1082	1 - 4
12	Toby Creek Nordic Ski Club	Invermere / Windermere	SD#6	612	5 - 6
13	Telemark Ski Club	Kelowna/West Kelowna	SD#23	3500	1-6
TOTAL				21,060	

Schools that participated in each School District (SD):

School District	Name of School(s)
SD#54	Lake Kathlyn, Muheim, St Joseph's, Telkwa, Walnut Park
SD#57	Cedars, Hart Highlands, College Heights, Harwin, Immaculate Conception, Lac Des Bois, Highglen , Harwin, Pinewood, Southridge, Foothills, Heather Park, Edgewood, Spruceland, Van Bien.
SD#28	Carson, Bouchie Lake, Voyageur, Noarcosli, E Q Distributed Learning Nazko, NCCS, Ecole Baker, Riverview, Kersley, St. Anne's, North Cariboo, Quesnel Jr Secondary
SD#6	Windermere Eelementary, Elieen Madson Eelementary
SD#8	Adam Robertson, Blewett, Brent Kennedy, Ecole des Sentiers-Alpins, Hume, Nelson Waldrof, Rosemont, South Nelson, St Joseph, Winlaw, Adam Roberston Elementary, Redfish, Trafalgar, Wildflower, Yuqan Nukiy
SD#67, 93 & 53	Carmi, Columbia, Concordia Lutheran, Giant's Head, Holy Cross, Home Learners, Kaleden, Naramata, Okanagan Falls, Parkway, Queen's Park, Trout Creek, Uplands, West Bench, Wiltse, Home Learners, Pentitcton Christian, Ecole Entre Lacs, Outma Sqilx'w, Ecole Entre Lacs, Summerland Montessori, Similkameen
SD#73	Dallas, Dave Thompson, South Sahali, St Anne's, Westmount, Ecole lloyde George, Stuart Wood, Marion Schilling RL Clemitson, Westwold.
SD#19	Columbia Park Elementary, Mt. Begbie Elementary, Arrow Heights Elementary
SD#22, 23 & 83	Aberdeen Hall Prep, Bearisto, Coldstream, Falkland, Hillview, Highland, J.W. Inglis, Kalamalka, Kidston, Ki-Law-Na, Lavington, Len Wood, Mount Boucherie, Okanagan Landing, Oyama, O.K.I.B., Salmon Arm, Silver Sta Spring Valley, Shishiya, Vernon, V Learn, Christian School, W.L. Seaton, Falkland, Walker Dorethea, Peter Greer.
SD#48	Brackendale, Cedar Valley Waldorf, Ecole de la Vallee de Pemberton, Ecole la Passerelle Ecole les Aiglons, Garibaldi Highlands, Mamquam, Myrtle Philip, Signal Hill, Spring Creek, Squamish, Stawamus, Valleycliffe, Xit'olacw
SD#71 & 72	Airport Elementary, Ecole Puntledge Park, Saltwater, Valley View, Heritage Christian School, Beachcomber, École AU Couer de L'ile, Pinecrest, Miracle Beach Elementary.
SD#6	Windermere Valley Elementary, Eileen Madson Elementary

BC TEAM NOMINATIONS 2015-2016

BC SKI TEAM

Alexander Corbett (<i>Larch Hills Nordic Society</i>)	Julien Locke (<i>Black Jack Cross Country Ski Club</i>)
Alexander McDonald (<i>Overlander Ski Club</i>)	Katie Weaver (<i>Hollyburn Cross Country Ski Club</i>)
Andrew Nash (<i>Larch Hills Nordic Society</i>)	Kaia Andar (<i>Caledonia Nordic Ski Club</i>)
Annika Richardson (<i>Hollyburn Cross Country Ski Club</i>)	Kieran Lumb (<i>Hollyburn Cross Country Ski Club</i>)
Avalon Wasteneys (<i>Strathcona Nordic Ski Club</i>)	Kayden Sim (<i>Hollyburn Cross Country Ski Club</i>)
Anna Goodwin (<i>Hollyburn Cross Country Ski Club</i>)	Michaela McLean (<i>Black Jack Cross Country Ski Club</i>)
Annika Ackerman (<i>Kimberley Nordic Ski Club</i>)	Rachel May (<i>Larch Hills Nordic Society</i>)
Colin Ferrie (<i>Kimberley Nordic Ski Club</i>)	Seth VanVarseveld (<i>Larch Hills Nordic Society</i>)
Daniel Merlo (<i>Black Jack Cross Country Ski Club</i>)	Tallon Noble (<i>Strathcona Nordic Ski Club</i>)
David Palmer (<i>Black Jack Cross Country Ski Club</i>)	
David Walker (<i>Telemark Nordic Club</i>)	
Eliza Jane Kitchen (<i>Hollyburn Cross Country Ski Club</i>)	
Gareth Williams (<i>Telemark Nordic Club</i>)	
Hannah Mehain (<i>Sovereign Lake Nordic Club</i>)	
Jenna Sim (<i>Hollyburn Cross Country Ski Club</i>)	

BC DEVELOPMENT SQUAD

Aidan Andrews (<i>Sovereign Lake Nordic Club</i>)	James Hardy (<i>Larch Hills Nordic Society</i>)
Alana Brittin (<i>Revelstoke Nordic Ski Club</i>)	Konrad VanVarseveld (<i>Larch Hills Nordic Society</i>)
Benita Pieffer (<i>Whistler Nordic Ski Club</i>)	MacKenzie McLean (<i>Kimberley Nordic Ski Club</i>)
Ben Shipley (<i>Telemark Nordic Club</i>)	Madeleine Ertel (<i>Telemark Nordic Club</i>)
Beth Granstrom (<i>Revelstoke Nordic Ski Club</i>)	Matt Shipley (<i>Telemark Nordic Club</i>)
Carson Bassett (<i>Sovereign Lake Nordic Club</i>)	Michael Murdoch (<i>Whistler Nordic Ski Club</i>)
Conor McGrady (<i>Strathcona Nordic Ski Club</i>)	Michelle Metza (<i>Sovereign Lake Nordic Club</i>)
David Bakker (<i>Larch Hills Nordic Society</i>)	Molly Miller (<i>Kimberley Nordic Ski Club</i>)
Elizabeth Elliot (<i>Revelstoke Nordic Ski Club</i>)	Paige Latta (<i>Sovereign Lake Nordic Club</i>)
Emily Handford (<i>Hollyburn Cross Country Ski Club</i>)	Remi Drolet (<i>Black Jack Cross Country Ski Club</i>)
Emma Smedley (<i>Sovereign Lake Nordic Club</i>)	Ross Lamon (<i>Strathcona Nordic Ski Club</i>)
Fran Vukonic (<i>Hollyburn Cross Country Ski Club</i>)	Sage Robine (<i>Black Jack Cross Country Ski Club</i>)
Hamish Woods (<i>Bulkley Valley Cross Country Ski Club</i>)	Travis Pete (<i>Bulkley Valley Cross Country Ski Club</i>)
Ian Williams (<i>Telemark Nordic Club</i>)	

BC TALENT SQUAD

Aiden Hepburn (*Larch Hills Nordic Society*)
Aiden Noble (*Strathcona Nordic Ski Club*)
Alisa Feuz (*Spud Valley Nordic Ski Club*)
Amelia Wells (*Strathcona Nordic Ski Club*)
Calvin Hepburn (*Larch Hills Nordic Society*)
Cole Turner (*Williams Lake Cross Country Ski Club*)
Danika Fiala (*Caledonia Nordic Ski Club*)
Emily Stapff (*Strathcona Nordic Ski Club*)
Erik Brosch (*Revelstoke Nordic Ski Club*)
Gabe Gledhill (*Strathcona Nordic Ski Club*)
Grayson McKinnon (*Telemark Nordic Club*)
Hamish Graham (*Telemark Nordic Club*)
Hanneli Ladyman (*Overlander Ski Club*)
Ian Oliphant (*Sovereign Lake Nordic*)
Jesse Smids (*Bulkley Valley Cross Country Ski Club*)
Joe Davies (*Whistler Nordic Ski Club*)
Jordon Bax (*Caledonia Nordic Ski Club*)
Julia Brown (*Larch Hills Nordic Society*)
Kate Granstrom (*Revelstoke Nordic Ski Club*)
Katia Lumb (*Hollyburn Cross Country Ski Club*)
Keeya Corbett (*Larch Hills Nordic Society*)

Kieran Ackerman (*Kimberley Nordic Ski Club*)
Kolibri Drobish (*Vallhalla Hills Nordic Ski Club*)
Linnea Uunila (*Whistler Nordic Ski Club*)
Lucy Elliott (*Larch Hills Nordic Society*)
Maggie Beckner (*Larch Hills Nordic Society*)
Maëlle Weber (*Fernie Nordic Ski Club*)
Marielle Ackermann (*Kimberley Nordic Ski Club*)
Mathew Salmon (*Strathcona Nordic Ski Club*)
Maxine Forder (*Hollyburn Cross Country Ski Club*)
Mia Recknell (*Bulkley Valley Cross Country Ski Club*)
Michelle Kraetzer (*Telemark Nordic Club*)
Mila Wittenberg (*Whistler Nordic Ski Club*)
Quinn Morgan (*Golden Nordic Ski Club*)
Rachel Bates (*Larch Hills Nordic Society*)
Sadie Bialuski (*Caledonia Nordic Ski Club*)
Sally Haaheim (*Telemark Nordic Club*)
Simon Blackie (*Revelstoke Nordic Ski Club*)
Stephan Lamon (*Strathcona Nordic Ski Club*)
Stephen Moore (*Larch Hills Nordic Society*)
Sydney Wilson (*Kimberley Nordic Ski Club*)

2014-2015

YEAR END REPORT



CROSS COUNTRY BC

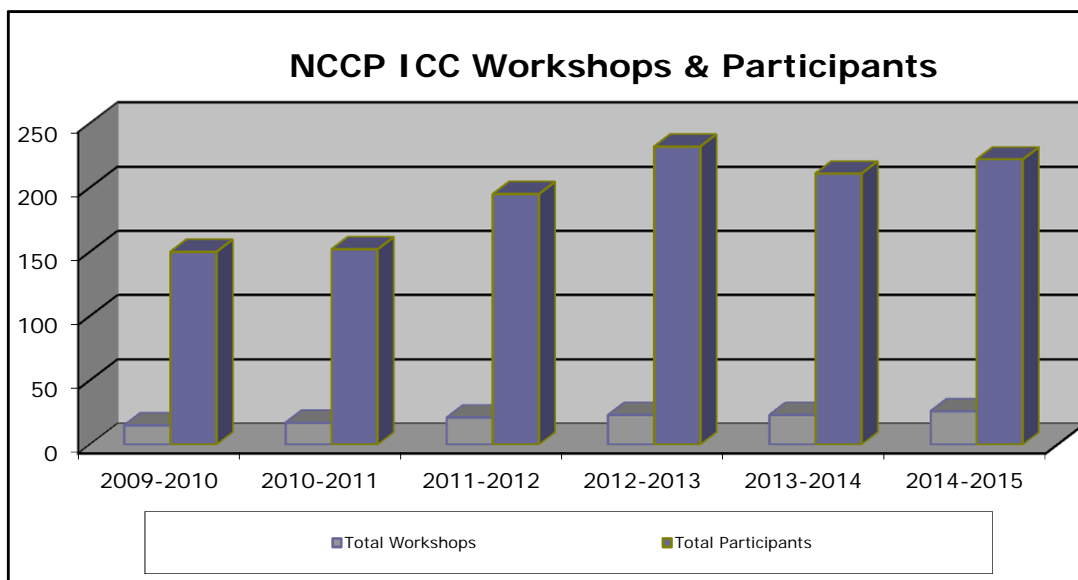
**Coaching Development
Programs**

The Year at a Glance 2014-2015

Coaching Certification Statistics

NCCP Introduction to Community Coaching Workshops

	Date	Location	Learning Facilitator	# of Participants	Male	Female
1	Apr 4-5	Prince George	Gillian Warner	6	4	2
2	Sept 18-19	Vancouver	Jessica Heyes	15	4	11
3	Oct 3-4	Revelstoke	Jerome Jang	8	2	6
4	Oct 3-4	Kelowna	Ann Quatermann	9	3	6
5	Oct 3-4	Fernie	Clark Weber	9	3	6
6	Oct 3-4	Salmon Arm	Matt Smider	12	6	6
7	Oct 3-4	Whistler	Delores Franz Los	7	2	5
8	Oct 3-4	Quesnel	Colin Hamilton	3	1	2
9	Oct 17-18	Golden	Nicole Gazley	5	0	5
10	Oct 17-18	Houston	Travis Carter	5	0	5
11	Oct 24-25	Smithers	Colin Hamilton	6	1	5
12	Nov 1-2	Sun Peaks	Dana Manhard	6	1	5
13	Nov 1-2	Invermere	Matt Smider	8	3	5
14	Nov 7-8	Vancouver	Delores Franz Los	17	11	6
15	Nov 15-16	Castlegar	Doris Hausleitner	13	5	8
16	Nov 14-15	Vancouver	Jessica Heyes	16	9	7
17	Nov 21-22	100 Mile House	Colin Hamilton	8	4	4
18	Nov 21-22	Courtenay	Delores Franz Los	5	1	4
19	Nov 28-29	Whistler	Delores Franz Los	11	3	8
20	Nov 29-30	Kaslo	Clark Weber	9	5	4
21	Dec 12-13	Terrace	Travis Carter	6	2	4
22	Dec 13-14	Prince George	Alex Douglas	4	1	3
23	Jan 9-10	Fort St John	Jessica Heyes	7	3	4
24	Feb 7-8	Vernon	Donna Flatman	9	2	7
25	Feb 14-15	Whistler	Jessica Heyes	6	4	2
26	Mar 29	Quesnel	Alex Douglas	12	5	7
TOTALS:				222	85	137



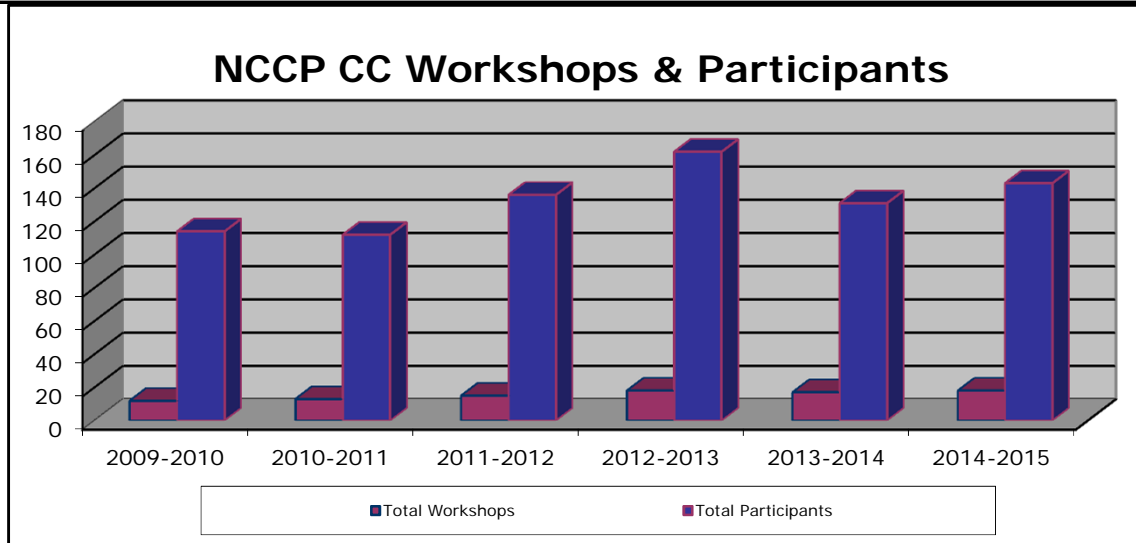
	2009-2010	2010-2011	2011-2012	2012-2013	2013-2014	2014-2015
Total Workshops	15	17	21	23	23	26
Total Participants	150	152	195	232	211	222

The Year at a Glance 2014 - 2015

Coaching Certification Statistics (con't.)

NCCP Community Coaching Workshops

	<i>Date</i>	<i>Location</i>	<i>Learning Facilitator</i>	<i># of Participants</i>	<i>Male</i>	<i>Female</i>
1	Nov 21-23	Sun Peaks	Jerome Jang	6	2	4
2	Nov 21-23	Vancouver	Jamie Stirling	13	6	7
3	Nov 28-30	Kelowna	Brian May	7	3	4
4	Nov 28-30	Castlegar	Ann Quatermann	10	5	5
5	Nov 28-30	Whistler	Maria Lundgren	7	2	5
6	Nov 28-30	Vancouver	Tony Chin	12	6	6
7	Nov 28-30	Smithers	Travis Carter	5	2	3
8	Nov 28-30	Houston	Colin Hamilton	7	1	6
9	Dec 5-7	100 Mile House	Colin Hamilton	7	3	4
10	Dec 5-7	Salmon Arm	Donna Flatman	13	7	6
11	Dec 12-14	Revelstoke	Colin Hamilton	5	0	5
12	Dec 27-28	Prince George	Alex Douglas	5	3	2
13	Dec 28-29	Vancouver	Jessica Heyes	12	7	5
14	Jan 2-4	Fernie	Clark Weber	6	1	5
15	Jan 2-4	Prince George	Colin Hamilton	4	2	2
16	Jan 9-11	Courtenay	Andrea Stapff	10	4	6
17	Jan 16-18	Kaslo	Clark Weber	9	4	5
18	Jan 30-Feb 1	Ft St John	Jessica Heyes	5	3	2
TOTALS:				143	61	82



	<i>2009-2010</i>	<i>2010-2011</i>	<i>2011-2012</i>	<i>2012-2013</i>	<i>2013-2014</i>	<i>2014-2015</i>
Total Workshops	12	13	15	18	17	18
Total Participants	114	112	136	162	131	143

NCCP Community Coaching -AWAD Module

	<i>Date</i>	<i>Location</i>	<i>Learning Facilitator</i>	<i># of Participants</i>	<i>Male</i>	<i>Female</i>
1	Oct 5	Richmond	Tony Chin	4	3	1
2	Jan 17-18	Callaghan Valley	Tony Chin	1	1	0
TOTALS:				5	4	1

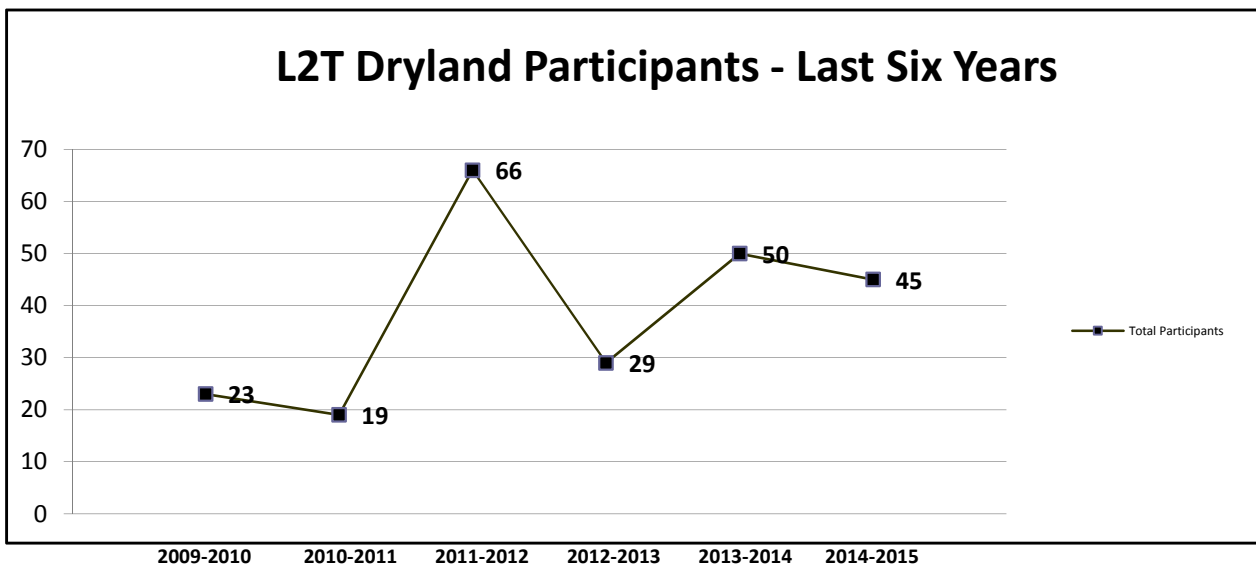
	<i>2009-2010</i>	<i>2010-2011</i>	<i>2011-2012</i>	<i>2012-2013</i>	<i>2013-2014</i>	<i>2014-2015</i>
Total Workshops					1	2
Total Participants					6	5

The Year at a Glance 2014 - 2015

Coaching Certification Statistics (con't.)

NCCP Competition Coaching Introduction Learning to Train (Dryland)

	<i>Date</i>	<i>Location</i>	<i>Learning Facilitator</i>	<i># of Participants</i>	<i>Male</i>	<i>Female</i>
1	June 13-15	Fernie	Doris Hausleitner	6	3	3
2	Sept 12-14	Quesnel	Tony Chin	4	1	3
3	Oct 17-19	Vancouver	Maria Lundgren	12	5	7
4	Oct 31-Nov 2	Prince George	Tony Chin	10	6	4
5	Oct 31-Nov 2	Kamloops	Jessica Heyes	13	6	7
TOTALS:				45	21	24



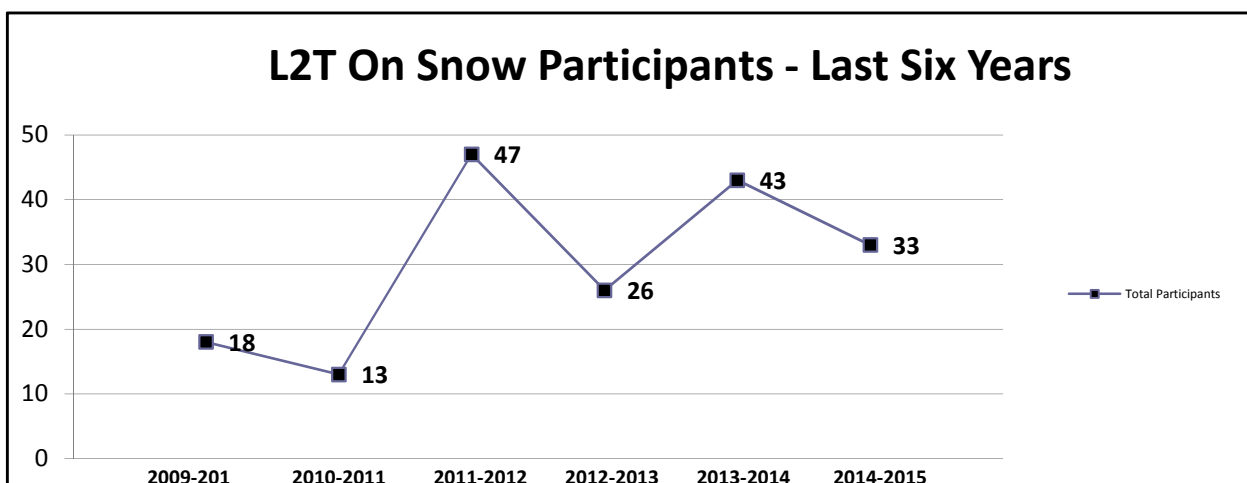
Year	2009-2010	2010-2011	2011-2012	2012-2013	2013-2014	2014-2015
Total Workshops	4	3	11	5	7	5
Total Participants	23	19	66	29	50	45

The Year at a Glance 2014 - 2015

Coaching Certification Statistics (con't.)

NCCP Competition Coaching Introduction Learning to Train (On-Snow)

	<i>Date</i>	<i>Location</i>	<i>Learning Facilitator</i>	<i># of Participants</i>	<i>Male</i>	<i>Female</i>
1	Nov 21-23	Whistler	Maria Lundgren	14	6	8
2	Nov 28-30	Sun Peaks	Jessica Heyes	14	7	7
3	Jan 31-Feb 1	Prince George	Tony Chin	5	3	2
TOTALS:				33	16	17



	<i>2009-2010</i>	<i>2010-2011</i>	<i>2011-2012</i>	<i>2012-2013</i>	<i>2013-2014</i>	<i>2014-2015</i>
Total Workshops	3	2	7	5	6	3
Total Participants	18	13	47	26	43	33

NCCP Competition Coaching Introduction - L2TDryland -AWAD Module

	<i>Date</i>	<i>Location</i>	<i>Learning Facilitator</i>	<i># of Participants</i>	<i>Male</i>	<i>Female</i>
TOTALS:				0	0	0

	<i>2009-2010</i>	<i>2010-2011</i>	<i>2011-2012</i>	<i>2012-2013</i>	<i>2013-2014</i>	<i>2014-2015</i>
Total Workshops					1	
Total Participants					1	

The Year at a Glance 2014 - 2015

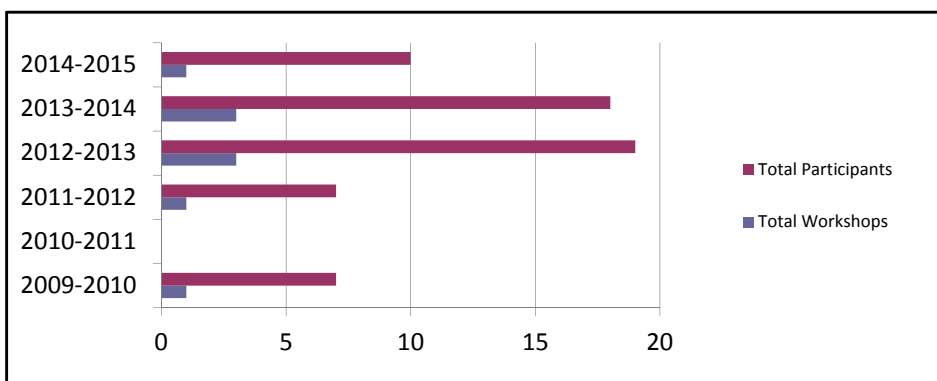
Coaching Certification Statistics (con't.)

NCCP CCI Advanced (T2T Dryland)

Date	Location	Learning Facilitator	# of Participants	Male	Female
1 Sept 26-28	Whistler	Chris Manhard	10	9	1
TOTALS:			10	9	1

	2009-2010	2010-2011	2011-2012	2012-2013	2013-2014	2014-2015
Total Workshops	1	0	1	3	3	1
Total Participants	7	0	7	19	18	10

NCCP CCI Advanced (T2T Dryland)

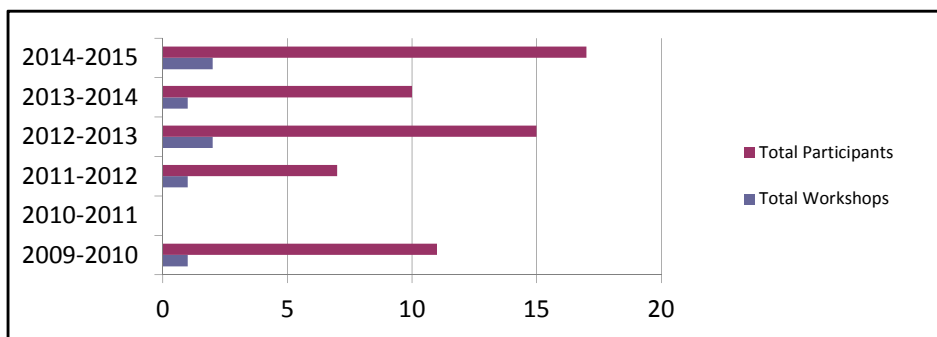


NCCP CCI Advanced (T2T On-Snow)

Date	Location	Learning Facilitator	# of Participants	Male	Female
1 Nov 21-23	Vernon	Chris Manhard	9	8	1
2 Dec 5-7	Smithers	Maria Lundgren	8	3	5
TOTALS:			17	11	6

	2009-2010	2010-2011	2011-2012	2012-2013	2013-2014	2014-2015
Total Workshops	1	0	1	2	1	2
Total Participants	11	0	7	15	10	17

NCCP CCI Advanced (T2T On-Snow)



The Year at a Glance 2014 - 2015

Coaching Certification Statistics (con't.)

Special Clinics and Seminars

	<i>Date</i>	<i>Location</i>	<i>Workshop</i>	<i>LF's</i>	<i># of Participants</i>	<i>Male</i>	<i>Female</i>
1	Dec 5-7	Vernon	Ski Prep	Graham Maclean	11	11	0
				TOTALS:	11	11	0
		<i>2009-2010</i>	<i>2010-2011</i>	<i>2011-2012</i>	<i>2012-2013</i>	<i>2013-2014</i>	<i>2014-2015</i>
Total Workshops		2	2	0	1	2	1
Total Participants		106	27	0	12	20	11

NCCP Learning Facilitator Clinics

	<i>Date</i>	<i>Location</i>	<i>Workshop</i>	<i>LF's</i>	<i># of Participants</i>	<i>Male</i>	<i>Female</i>
1	Sept 12-14	Kamloops, BC	CC	Georgia Manhard	6	5	1
				TOTALS:	6	5	1
		<i>2009-2010</i>	<i>2010-2011</i>	<i>2011-2012</i>	<i>2012-2013</i>	<i>2013-2014</i>	<i>2014-2015</i>
Total Clinics		0	0	2	1	1	1
Total Participants		0	3	5	6	10	6

Other: Out of Province NCCP training for BC Coaches

	<i>Date</i>	<i>Location</i>	<i>Workshop</i>	<i>LF's</i>	<i># of Participants</i>	<i>Male</i>	<i>Female</i>
1	Sept 17-21	Ottawa, QC	*CCD-L2C D	Stephane Barrette	3	2	1
				TOTALS:	3	2	1
		<i>2009-2010</i>	<i>2010-2011</i>	<i>2011-2012</i>	<i>2012-2013</i>	<i>2013-2014</i>	<i>2014-2015</i>
Total Workshops		0	0	0	0	3	1
Total Participants		0	0	0	0	16	3

* CCD-L2C-DL: NCCP Competition Coaching Development - Learning to Compete Dryland Workshop

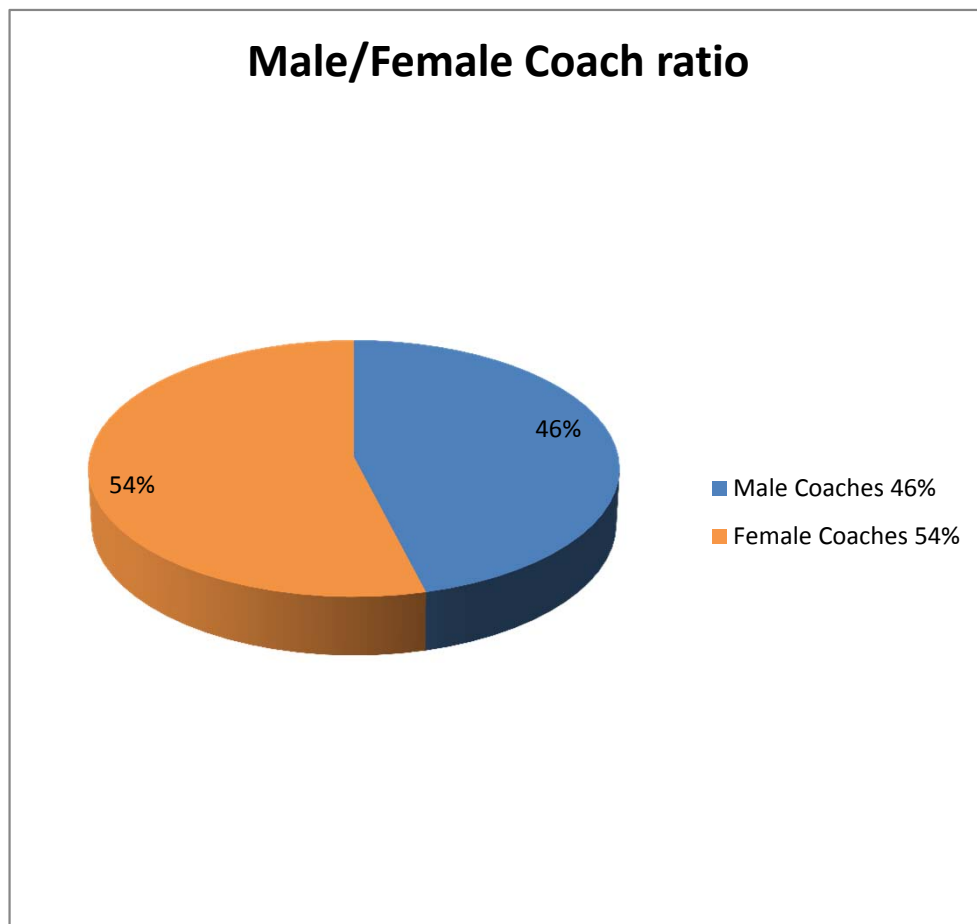
* CCD-L2C-OS: NCCP Competition Coaching Development - Learning to Compete On Snow Workshop

* CCI AWAD OS: NCCP Competition Coaching Introduction - Learning to Train On Snow AWAD Module

Male/Female Coach r:

The Year at a Glance 2014-2015

A total of 484 coaches participated in National Coaching Certification Program (NCCP) workshops



The Year at a Glance 2014-2015

Regional Camp Program

Date	CAMPS	Location	Coaches
May 2-5, 2014	Teck Regional Spring Snow Camp	Mt. Washington, Courtenay, BC	Dave Battison (HC) Tim McGrady Dave Damery Gavin McPhail Andrea Stapff Marilyn Aktinson
July 13-18	Teck Regional Summer Dryland Camp	Princeton, BC	Jessica Heyes (HC) Graham Maclean David Morris Jake Weaver Kasja Heyes Siobhan Dawson
Sept 5-7	Teck Regional Fall Dryland Camp	Vernon, BC	Adam Elliot (HC) Darren Derochie Ross McKinnon Matt Smider Duncan Moore Keith Hepburn Sheila Corbett
Sept 12-14	Teck Regional Fall Dryland Camp	Black Creek, BC	Andrea Stapff (HC) Maria Lundgren Dave Damery Gavin McPhail Sebastian Marcoux David Morris
Sept 26-28	Teck Regional Fall Dryland Camp	Whistler, BC	Jake Weaver (HC) Greg Goodwin Greg Inkster David Morris DJ Hay Chris Bishop Andrew Horembal Bob Sokol Maria Lundgren Jessica Heyes Andrea Hay Morna Fraser Birgit Weaver
Sept 26-28	Teck Regional Fall Dryland Camp	Kimberley, BC	Paul Freeze (HC) Graham Maclean Frank Ackerman Darren Tamelin Nicole Perrin
Oct 3-5	Teck Regional Fall Dryland Camp	Prince George, BC	Chris Manhard (HC) Cory Williamson

Peder Nessel
 Erik Jensen
 San West
 Will Andal
 Peter Hoffman
 Robbie Martin
 Alex Douglas
 Kaia Andal
 Cynthia Andal
 Susanne Williams

Nov 21-23	Teck Regional Snow Camp	Vernon, BC	Adam Elliot (HC) Matt Smider Paul Shipley Scott Decker John Grover Brent Hobbs Corrie Allen Deepa Filatow Alison Campbell
Nov 28-30	Teck Regional Snow Camp	Smithers, BC	Chris Werrell (HC) Alex Woods Adrian DeGroot Patrick Wilson Tony Fiala Bill Vandenberg Irene Ronalds Amy Copland Jody Barber Sandra Nash
Nov 28-30	Teck Regional Snow Camp	Fernie, BC	Chris Manhard (HC) Jeff Williams Clark Weber Naomi Lentz Veronique Roy
Dec 12-14	Teck Regional Snow Camp	Whistler, BC	Maria Lundgren (HC) Tony Fuez Greg Robertson David Helliwell Chris Bisschop Maria Lundgren Julie Mellor Caroline McBain
Dec 27-30	Teck Regional Snow Camp	Courtenay, BC	Andrea Stapff (HC) Tim McGrady Dave Damery Berend Henckel Chris Manhard Gavin McPhail Sebastian Marcoux Ariel Becherer

2014 - 15
YEAR END REPORT



CROSS COUNTRY BC
Officials Development Programs

The Year at a Glance 2014-2015

Technical Delegates / Advisors

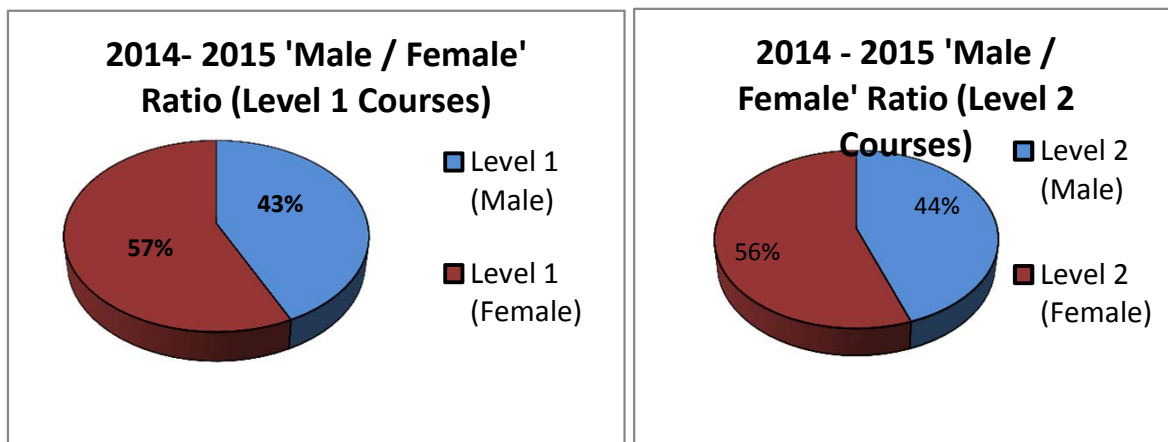
2014-2015 Technical Delegates/Advisors for Sanctioned Events in BC				
<u>EVENT</u>	<u>DATE</u>	<u>LOCATION</u>	<u>TD/TA</u>	<u>Assistant</u>
Sovereign Lake Open / CWG Trials	Dec 6-7, 2014	Vernon	Denis Brown	
Haywood Nor Am	Dec 13-14, 2014	Rosland	**Len Apedaile	**Mark Dupereault
Haywood Nor Am	Dec 20-23, 2014	Whistler/Vernon	**Ken Hewitt	**Sherryl Yeager
Teck BC Cup #1	Jan 3-4, 2015	Prince George	Dirk Rohde	
Reino Keski Salmi Loppet	Jan 17, 2015	Salmon Arm	Sam Robbins	
Teck BC Cup #2	Jan 24-25, 2015	Revelstoke	Dan Miller	
Okanagan Cup #6 & 7	Jan 31- Feb 1, 2015	Penticton	Denis Brown	
Teck BC Midget Championships	Feb 7-8, 2015	Mt Washington	Dirk Rohde	
Teck BC Championships	Feb 20-22, 2015	Kelowna	Sharon Clarke	
Canada Winter Games	Feb 21-Mar 1, 2015	Prince George	**Dan Brisbin	**Blair Dunbar
Sovereign Lake Loppet	Mar 8, 2015	Vernon	Nancy Flood	
**CCC Appointments				

The Year at a Glance 2014-2015

Officials Certificates Course Details

2014-2015 Officials Courses					
<u>LEVEL</u>	<u>DATE</u>	<u>LOCATION</u>	<u>CONDUCTO</u>	<u>M / F</u>	<u>TOTAL</u>
Officials Level 1	May 31 - June 1	Fernie	Jacqui Richards	2 / 5	7
Officials Level 1	October 11	Courtenay	Dirk Rohde	1 / 3	4
Officials Level 1	October 18	Vernon	Sharon Clarke	3 / 7	10
Officials Level 1	November 1	Prince George	Jim Burbee	6 / 6	12
Officials Level 1	November 15	Vernon	Sharon Clarke	3 / 2	5
Officials Level 1	November 15	Vanderhoof	Jim Burbee	3 / 6	9
Officials Level 1	November 23	Prince George	Jim Burbee	6 / 8	14
Officials Level 1	November 23	Sechelt	Sam Robbins	4 / 6	10
Officials Level 1	November 22	Quesnel	Nancy Flood	3 / 2	5
Officials Level 2	November 22-23	Vernon	Dirk Rohde	4 / 5	9
Officials Level 1	November 29	Rossland	Jacqui Richards	6 / 3	9
Officials Level 1	December 13	Smithers	Dirk Rohde	2 / 4	6
TOTAL				43 / 57	100

2014 - 2015 Officials Courses 'Male / Female' Ratio



The Year at a Glance 2014-2015

Officials Certification Statistics

Officials Level 1 Courses

	2009-10	2010-11	2011-12	2012-13	2013-14	2014-15
Total Courses	7	4	3	4	6	11
Total Participants	68	31	19	46	48	91

Officials Level 2 Courses

	2009-10	2010-11	2011-12	2012-13	2013-14	2014-15
Total Courses	4	1	0	0	3	1
Total Participants	36	6	0	0	26	9

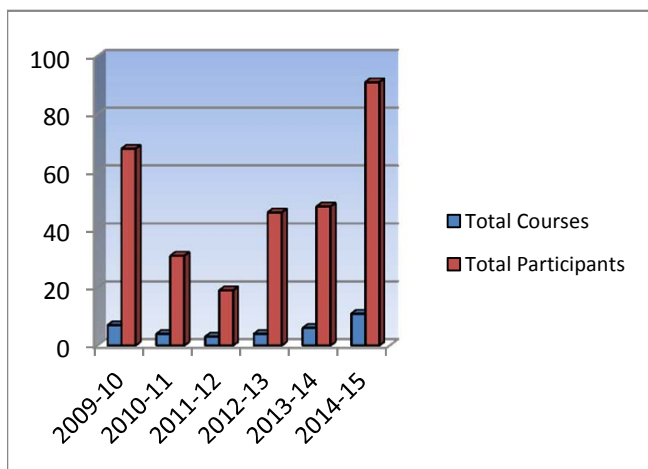
Officials Level 3 Courses

	2009-10	2010-11	2011-12	2012-13	2013-14	2014-15
Total Courses	0	0	0	0	1	0
Total Participants	0	1	1	0	3	0

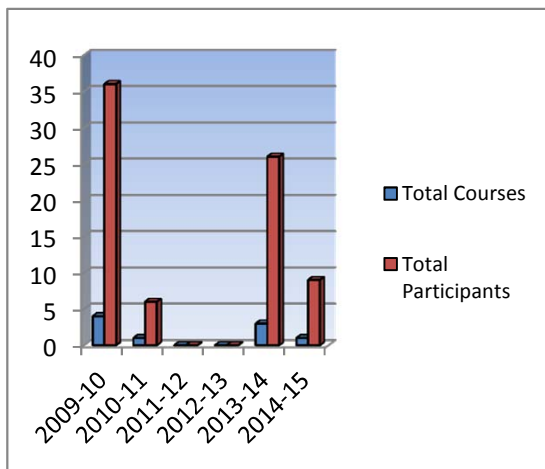
Officials TD Course and Special Seminars

	2009-10	2010-11	2011-12	2012-13	2013-14	2014-15
Total Courses	0	2	0	0	1	0
Total Participants	0	20	0	0	5	0

Officials Level 1 Courses 2014-2015



Officials Level 2 Courses 2014-2015



2014 - 15
YEAR END REPORT



CROSS COUNTRY BC
COMPETITIONS

2014 TECK BC CUP SERIES AGGREGATE AWARDS

Pee Wee Boys - 2006		
1	Ben Milne	Larch Hills Nordic Society
2	Ian van Bergeyk	Larch Hills Nordic Society
3	N/A	
Pee Wee Boys - 2005		
1	Eric Moore	Larch Hills Nordic Society
2	Mitchell Bond	Sovereign Lake Nordic Club
3	Ryan Goodwin	Hollyburn CC Ski Club
Pee Wee Girls - 2006		
1	Jasmine Filatow	Telemark Nordic Club
2	Ruby Serrouya	Revelstoke Nordic Ski Club
3	Lillian Vickers	Revelstoke Nordic Ski Club
Pee Wee Girls - 2005		
1	Hilary Vukadinovic	Larch Hills Nordic Society
2	Tessa Elliot	Larch Hills Nordic Society
3	Emily Carelse	Larch Hills Nordic Society
Bantam Boys - 2004		
1	Garrett Siever	Telemark Nordic Club
2	Nikhil Filatow	Telemark Nordic Club
3	Kaden Kwiatkowski	Overlander Ski Club
Bantam Boys - 2003		
1	Trond May	Larch Hills Nordic Society
2	Damien Georgyev	Caledonia Nordic Ski Club
3	Ian Mayer	Telemark Nordic Club
Bantam Girls - 2004		
1	Julianne Moore	Larch Hills Nordic Society
2	Sam Vukadinovic	Larch Hills Nordic Society
3	Alexandra Luxmoore	Revelstoke Nordic Ski Club
Bantam Girls - 2003		
1	Sophia Van Varseveld	Larch Hills Nordic Society
2	Claire Van Bergeyk	Larch Hills Nordic Society
3	Lys Milne	Larch Hills Nordic Society

Midget Boys -2002		
1	Stephen Moore	Larch Hills Nordic Society
2	Calvin Hepburn	Larch Hills Nordic Society
3	Aiden Noble	Strathcona Nordic Ski Club
Midget Boys -2001		
1	Ian Oliphant	Sovereign Lake Nordic Club
2	Cole Turner	Williams Lake CC Ski Club
3	Joe Davies	Whistler Nordic Ski Club
Midget Girls - 2002		
1	Marielle Ackerman	Kimberley Nordic Club
2	Mia Recknell	Bulkley Valley CC Ski Club
3	Maggie Beckner	Larch Hills Nordic Society
Midget Girls - 2001		
1	Mila Wittenberg	Whistler Nordics Ski Club
2	Hanneli Ladyman	Overlander Ski Club
3	Sally Haaheim	Telemark Nordic Club
Juvenile Boys -2000		
1	Remi Drolet	Black Jack CC Ski Club
2	Konrad van Varseveld	Larch Hills Nordic Society
3	Michael Murdoch	Whistler Nordic Ski Club
Juvenile Boys - 1999		
1	Tallon Noble	Strathcona Nordic Ski Club
2	David Bakker	Larch Hills Nordic Society
3	Travis Pete	Bulkey Valley CC Ski Club
Juvenile Girls - 2000		
1	Benita Peiffer	Whistler Nordic Ski Club
2	Alana Brittin	Revelstoke Nordic Ski Club
3	Beth Granstrom	Revelstoke Nordic Ski Club
Juvenile Girls - 1999		
1	Anna Goodwin	Hollyburn CC Ski Club
2	Kaia Andar	Caledonia Nordic Ski Club
3	Rachel May	Larch Hills Nordic Society
Junior Boys - 1998		
1	Andrew Nash	Larch Hills Nordic Society
2	Seth van Varseveld	Larch Hills Nordic Society
3	Keiran Lumb	Hollyburn CC Ski Club
Junior Boys - 1997		
1	Gareth Williams	Telemark Nordic Club
2	Amund Wirstad	Hollyburn CC Ski Club
3	David Walker	Telemark Nordic Club

Junior Girls - 1998		
1	Hannah Mehain	Sovereign Lake Nordic Club
2	Annika Richardson	Hollyburn Cross Country Ski Club
3	Emily Hanford	Hollyburn Cross Country Ski Club
Junior Girls - 1997		
1	Elena Bruns	Larch Hills Nordic Society
2	Pippa Roots	Caledonia Nordic Ski Club
3	Dana Allen	Telemark Nordic Club
Junior Women - 1995-1996		
1	Kate Woods	UBC Nordic Ski Club
2	Bronte Viznaugh	Revelstoke Nordic Ski Club
3	N/A	
U23 Men		
1	Robert Ragotte	UBC Nordic Ski Club
2	Daniel Moore	UBC Nordic Ski Club
3	N/A	
Senior Men 23+		
1	Alistair Hardy-Poirier	UBC Nordic Ski Club
Master Men 40-49		
1	Andrew Horembala	Hollyburn CC Ski Club
2	Greg Goodwin	Hollyburn CC Ski Club
3	Keith Hepburn	Larch Hills Nordic Society
Master Men 50-59		
1	George Edney	Nelson Nordic Ski Club
2	Rupert Wong	Strathcona Nordic Ski Club
3	Duncan Moore	Larch Hills Nordic Society
University/College		
1	Daniel Moore	UBC
2	Robert Ragotte	UBC
3	N/A	
Master Women 40-49		
1	Sheila Corbett	Larch Hills Nordic Society
2	Penny Brittin	Revelstoke Nordic Ski Club
3	Alison Howatt	Larch Hills Nordic Society
University/College		
1	Bronte Viznaugh	University of Calgary
2	Kate Woods	UBC
3	N/A	

2015 BC CHAMPIONSHIP CLUB TROPHY

The BC Championship Club Trophy recognizes the achievements of club teams at the BC Championships. Point totals for 2015 are as follows:

Club	Points	Rank
Larch Hills Nordic Society	139	1
Telemark Cross Country Ski Club	55	2
Sovereign Lake Nordic Ski Club	48	3
Hollyburn Cross Country Ski Club	34	4
Strathcona Nordics Ski Club	32	5
Revelstoke Nordic Ski Club	32	5
Whistler Nordics Ski Club	19	7
UBC Nordic Ski Club	13	8
Black Jack Cross Country Ski Club	12	9
Kimberley Nordic Ski Club	7	10
Nelson Nordic Ski Club	5	11
Williams Lake Cross Country Ski Club	4	12
Bulkley Valley Cross Country Ski Club	3	13
Overlander Ski Club	3	13
Golden Nordic Ski Club	2	15

Number of clubs that accumulated points at the BC Championships:

2014-15	15
2013-14	14
2012-13	10
2011-12	16
2010-11	16
2009-10	12
2008-09	15

2015 TECK BC MIDGET CHAMPIONSHIPS

The Teck BC Midget Championships Club Trophy recognizes the achievements of club teams at the Teck BC Midget Championships. Point totals for 2015 are as follows:

Team	Total Points	Rank
Larch Hills Nordic Society	203	1
Strathcona Nordic Ski Club	181	2
Hollyburn CC Ski Club	105	3
Telemark Nordic Club	94	4
Revelstoke Nordic Ski Club	66	5
Spud Valley Nordic Ski Club	33	6
Whistler Nordic Ski Club	14	7
Caledonia Nordic Ski Club	10	8
Black Jack Cross Country Ski Club	3	9
Overlander Ski Club	3	9

Best Technique Awards

Skate	Classic
Alexandra Apedaile (Strathcona Nordic Ski Club)	Dustin Hay (Hollyburn Cross Country Ski Club)
Grayson MacKinnon (Telemark Nordic Club)	Gregor Graham (Telemark Nordic Club)
Lennox Davies (Spud Valley Nordic Ski Club)	Keeya Corbett (Larch Hills Nordic Society)
Nyssa Thomas (Revelstoke Nordic Ski Club)	Naomi Swift (Strathcona Nordic Ski Club)
Sam Calkins (Larch Hills Nordic Society)	Zoe Larson (Revelstoke Nordic Ski Club)

RACING ROCKS!

BC Club Participation in Racing Rocks!	
100 Mile Nordic Ski Society	40
Cariboo Ski Touring Club	120
Nelson Nordic Ski Club	60
Kimberly Nordic Ski Club	70
Omineca Ski Club	130
Toby Creek Nordic Ski Club	60
Nechako Nordics Ski Club	45
Telemark Nordic Club	150
Nickel Plate Cross Country Ski Club	75
Bulkley Valley Cross Country Ski Club	150
Williams Lake Cross Country Ski Club	60
Black Jack Cross Country Ski Club	150
Fernie Nordic Society	75

TOTAL: 1185

Racing Rocks! National Overview											
	2005-06	2006-07	2007-08	2008-09	2009-10	2010-11	2011-12	2012-13	2013-14	2014-15	Totals
AB	130	250	0	27	298	655	290	410	216	190	2466
BC	844	427	503	307	608	710	920	1538	1477	1185	8519
MB	90	77	94	0	75	100	100	108	153	143	940
NB	0	0	0	104	113	200	280	210	380	87	1374
NL	90	270	213	175	246	140	165	209	220	260	1988
NS	15	0	0	0	0	0	0	0	0	0	15
NWT	0	130	0	0	0	0	77	60	60	0	327
ON	716	268	440	493	169	570	460	150	190	601	4057
PE	0	0	0	0	0	0	0	0	0	0	0
QC	200	93	61	0	46	75	70	70	130	170	915
SK	0	108	0	0	0	205	130	35	0	18	496
TY	130	97	0	0	185	200	368	293	0	90	1363
	2215	1720	1311	1106	1740	2855	2860	3083	2826	2744	22460

CCC License Holders by Club								
Club	07-08	08-09	09-10	10-11	11-12	12-13	13-14	14-15
Arrow Lakes CC Ski Club	0	0	1	0	0	0	0	0
Black Jack CC Ski Club	6	9	10	13	13	12	10	10
Bulkley Valley CC Ski Club	21	10	7	12	6	7	6	8
Caledonia Nordic Ski Club	6	9	6	7	10	9	11	7
Golden Nordic Ski Club	2	3	3	3	1	0	0	0
Hills Nordic Ski Club	1	0	0	0	1	0	0	0
Hollyburn CC Ski Club	10	15	12	15	17	27	27	30
Kimberley Nordic Ski Club	6	5	7	6	5	6	4	5
Larch Hill Nordic Society	8	10	11	16	17	21	18	16
Nechako Nordics Ski Club	0	0	0	1	1	2	2	2
Nelson Nordic Ski Club	6	4	5	2	2	1	0	0
Nickel Plate CC Ski Club	0	1	1	0	0	1	0	0
Nordic Racers Ski Club	12	8	12	7	1	9	6	5
Omineca Ski Club	9	8	7	5	0	0	0	
100 Mile Nordic Ski Society	1	1	1	2	2	3	1	1
Overlander Ski Club	4	1	3	7	5	8	9	9
Revelstoke Nordic Ski Club	0	0	2	5	11	7	5	9
Snow Valley Nordic Ski Club	4	0	0	0	0	0	0	0
Sovereign Lake Nordic Club	17	30	19	14	8	11	10	17
Spud Valley Nordic Ass'n	0	1	0	0	0	0	2	3
Strathcona Nordic Ski Club	14	16	14	16	12	20	9	11
Telemark Nordic Club	11	7	7	11	10	13	8	12
UBC Nordic Ski Club	4	3	6	8	7	6	0	6
Whistler Nordic Ski Club	4	1	2	5	8	11	10	7
Williams Lake Nordic Ski Club	0	0	0	0	0	0	0	0
Total	146	142	136	155	137	174	138	158

**CROSS COUNTRY BC
NUMBER OF PARTICIPANTS IN 2014-2015
COMPETITIONS**

				<i>Olympic</i>	<i>Loppet</i>
<i>DATE</i>	<i>EVENT</i>	<i>LOCATION</i>		<i>Style</i>	<i>Style</i>
Nov.30	Teck Coast Cup #1	Callaghan Valley		130	
Dec.6	Teck Kootenay Cup #1	Golden		29	
Dec.6	Sovereign Lake Open	Vernon	Day One	135	
Dec.7			Day Two	128	
Dec.13	Haywood Nor Am	Rossland	Day One	222	
Dec.14			Day Two	184	
Dec.14	Teck Kootenay Cup #2	Rossland		109	
Dec.14	Spirit of the Lakes Sprint	Burns Lake	Cancelled		
Dec.19	Haywood Nor Am	Vernon	Day One	175	
Dec.20			Day Two	184	
Dec.27	Teck Okanagan Cup #3 & #4	Salmon Arm	Day One	200	
Dec.28.			Day Two	156	
Jan.3	Teck BC Cup #1	Prince George	Day One	121	
Jan.4			Day Two	129	
Jan.10	Teck Okanagan Cup #5	Kamloops		182	
Jan.11	Teck Northern Cup #1	Smithers		51	
Jan.11	Kookaburra Loppet	Sun Peaks			80
Jan.11	Kelowna Apple Loppet	Kelowna			127
Jan.17	Reino Keski Salmi Loppet	Salmon Arm			411
Jan.18	Teck Coast Cup #3	Callaghan Valley		309	
Jan.24	Hallis Lake Loppet	Quesnel	Cancelled		
Jan.24	Teck BC Cup #2	Revelstoke	Day One	309	
Jan.25			Day Two	258	
Jan.24	Huckleberry Loppet	Golden	Day One		111
Jan.25			Day Two		45
Jan.25	Troll Loppet	Castlegar	Cancelled		
Jan.31	Teck Northern Cup #2	Kitimat	Cancelled		
Jan.31	Sunshine Coast Loppet	Gibsons	Cancelled		
Jan.31	Teck Kootenay Cup #3 & #4/ Nipika/Toby Creek Loppet	Invermere	Day One	205	
Feb.1			Day Two	111	94
Jan.31	Teck Okanagan Cup #6 & #7	Penticton	Day One	66	
Feb.1			Day Two	54	
Feb.1	Teck Northern Cup #3	Burns Lake		98	
Feb.1	Spud Valley Loppet	Pemberton	Cancelled		
Feb.7	Nickel Plate Loppet	Penticton			104
Feb.7	Teck BC Midget Championships	Mt. Washington	Day One	124	
Feb.8			Day Two	122	
Feb.8	Chris Dahlie Open	Smithers		59	
Feb.9	Canadian Masters Cross Country Ski Championship	Kamloops	Day One	63	
Feb.11			Day Two	69	

Feb.12			Day Three	71	
Feb.14			Day Four	70	
Feb.14	Tips Up Cup	Vernon		129	
Feb.14	Teck Coast Cup #2	Callaghan Valley		178	
Feb.14	Teck Northern Cup #4	Vanderhoof		56	
Feb.14	Cascade Cup Loppet	Manning Park			28
Feb.14	Teck Kootenay Cup #5 & #6	Kimberley	Day One	127	
Feb.15			Day Two	117	
Feb.15	Overlander Loppet	Kamloops			121
Feb.28	Teck BC Championships	Kelowna	Day One	417	
Mar.1			Day Two	457	
Mar.2			Day Three	465	
Feb.28	Moose Marathon	Kitimat	Cancelled		
Feb.28	Black Jack Loppet	Rosland			100
Feb.28	Sigge's P'ayakentsut	Callaghan Valley	Cancelled		
Mar.1	Teck Kootenay Cup #7	Nelson		75	
Mar.1	The Lakes Loppet	Burns Lake			63
Mar.7	Wetzin'kwa Loppet	Smithers			160
Mar.7	Holy Cow Loppet	Sun Peaks			154
Mar.7	Teck Coast Cup #4 & #5	Mt. Washington	Cancelled		
Mar.8	Spirit of the Rivers Loppet	Prince George			173
Mar.8	Sovereign Lake Loppet	Vernon			256
Mar.28	Vancouver Island Loppet	Mt. Washington	Cancelled		
Mar.29	The Woppet	Callaghan Valley	Cancelled		
Total Number of Participants in Olympic Style Races				6144	
Total Number of Participants in Loppet Style Events					2027
Comparison of Previous Years Statistics:					
		2013/14		6031	3050
		2012/13		6196	2109
		2011/12		5895	2706
		2010/11		5382	2081
		2009/10		4566	2595
		2008/09		7040	2355
		2007/08		5711	2339
		2006/07		4593	2074
		2005/06		4516	731
		2004/05		3758	2805
		2003/04		3959	2166
		2002/03		4573	3278
		2001/02		4077	3115
		2000/01		3633	2917
		1999/00		4428	2764
		1998/99		3144	2238

2014 - 15
YEAR END REPORT



Cross Country BC
Financial

**CROSS COUNTRY BC
PROJECTED FINANCIAL STATEMENT, 2014-15**

March 31/15

Revenues

BC Government Grants		257,989
Contribution Agreement	232,989	
Other (BCSPP, etc.)	25,000	
CCBC Programs		206,446
Athlete Development	143,988	
Competitions	2,400	
Coaching Development	50,723	
Officials Development	9,115	
Club Development	220	
Marketing & Fundraising		114,665
BC Gaming Commission		75,310
Membership Fees		295,473
Donations		0
CCC Grants (NDC, AWAD)		32,000
Other		<u>648</u>
Total Revenues		\$ 982,531

Expenses

Programs		552,149
Athlete Development	413,951	
Coaching Development	57,816	
Officials Development	8,231	
Competitions	18,574	
Sport Promotion/Marketing	27,913	
Club Development	25,664	
Administration (staff, insurance)		213,950
Donations		0
Membership Fees		137,592
Regional Coaches		<u>24,500</u>
Total Expenses		\$ 928,191

**CROSS COUNTRY BC
BUDGET, 2015-16**

April 1/15

Revenue

Government Support		257,375
Provincial Government Grant	232,375	
BCSPP	25,000	
CCBC Programs		191,300
Athlete Development	128,500	
Coaching Development	42,700	
Officials Development	5,500	
Club Development	0	
Competitions	14,600	
Marketing & Fundraising		117,100
BC Gaming Commission		75,000
Membership Fees		323,000
Donations		27,000
CCC PN Grant		7,000
Other		<u>2,000</u>
Total Revenues		\$999,775

Expenses

Programs		545,850
Athlete Development	396,000	
Coaching Development	56,150	
Officials Development	9,300	
Club Development	25,500	
Competitions	30,900	
Marketing / Communications	28,000	
Administration (staff, insurance)		264,500
Donations		2,000
Membership Fees		164,150
Coaching Staff		<u>45,300</u>
Total Expenses		\$1,021,800

Unfunded

Provincial Camp Program		<u>22,025</u>
		\$22,025

Financial Statements of

CROSS COUNTRY BC

Year ended March 31, 2015

CROSS COUNTRY BC

Statement of Financial Position

March 31, 2015, with comparative information for 2014

	2015	2014
Assets		
Current assets:		
Cash	\$ 188,872	\$ 147,836
Restricted cash - gaming (note 2)	297	19,399
Accounts receivable	50,798	71,022
Inventories	81,686	67,770
Prepaid expenses	855	3,357
	<u>322,508</u>	<u>309,384</u>
Capital assets (note 3)	9,719	13,462
	<u>\$ 332,227</u>	<u>\$ 322,846</u>

Liabilities and Net Assets

Current liabilities:		
Accounts payable and accrued liabilities (note 4)	\$ 65,826	\$ 100,494
Deferred revenue - gaming (note 2)	-	18,810
	<u>65,826</u>	<u>119,304</u>
Net assets:		
Unrestricted	256,682	190,080
Invested in capital assets (note 3)	9,719	13,462
	<u>266,401</u>	<u>203,542</u>
Commitments (note 5)		
Contingency (note 6)		
	<u>\$ 332,227</u>	<u>\$ 322,846</u>

See accompanying notes to financial statements.

On behalf of the Board:

_____ Directors _____ Directors

CROSS COUNTRY BC

Statement of Operations

Year ended March 31, 2015, with comparative information for 2014

	2015	2014
Revenues:		
Programs	\$ 205,175	\$ 420,240
Grant revenue	232,989	232,389
Sports development grants	158,180	218,153
Memberships	295,799	181,370
BC Gaming Commission	75,310	50,000
Donations	-	48,837
Marketing and fundraising	14,665	44,018
Other revenue	648	2,100
	982,766	1,197,107
Expenses:		
Administration	157,141	162,306
Administration centre	57,517	64,933
Athlete development	313,128	489,654
Coaches	143,975	200,986
Coaching development	45,958	58,651
Competitions	21,045	41,532
Division	137,592	103,926
Donations	-	43,837
Officials development	8,231	5,164
Sport promotion	31,577	49,494
	916,164	1,220,483
Excess (deficiency) of revenues over expenses before the undernoted	66,602	(23,376)
Other expenses:		
Amortization of capital assets	3,743	6,324
Excess (deficiency) of revenues over expenses	\$ 62,859	\$ (29,700)

See accompanying notes to financial statements.

CROSS COUNTRY BC

Statement of Changes in Net Assets

Year ended March 31, 2015, with comparative information for 2014

	Unrestricted	Invested in capital assets	2015	2014
Net assets, beginning of year	\$ 190,080	\$ 13,462	\$ 203,542	\$ 233,242
Excess (deficiency) of revenues over expenses	66,602	(3,743)	62,859	(29,700)
Net assets, end of year	\$ 256,682	\$ 9,719	\$ 266,401	\$ 203,542

See accompanying notes to financial statements.

CROSS COUNTRY BC

Statement of Cash Flows

Year ended March 31, 2015, with comparative information for 2014

	2015	2014
Cash provided by (used in):		
Operations:		
Excess (deficiency) of revenues over expenses	\$ 62,859	\$ (29,700)
Items not involving cash:		
Amortization	3,743	6,324
	66,602	(23,376)
Changes in non-cash operating working capital:		
Accounts receivable	20,224	(19,430)
Inventories	(13,916)	3,618
Prepaid expenses	2,502	(1,034)
Accounts payable and accrued liabilities	(53,478)	55,195
Deferred revenue - gaming	-	18,810
	21,934	33,783
Increase in cash	21,934	33,783
Cash, beginning of year	167,235	133,452
Cash, end of year	\$ 189,169	\$ 167,235
Cash consists of:		
Cash	\$ 188,872	\$ 147,836
Restricted cash	297	19,399
	\$ 189,169	\$ 167,235

See accompanying notes to financial statements.

CROSS COUNTRY BC

Notes to Financial Statements

Year ended March 31, 2015

Cross Country BC (the "Association") is a not-for-profit organization incorporated under the Societies Act of British Columbia and accordingly is exempt from income tax under provisions of the Income Tax Act provided certain requirements of the Income Tax Act are met. It is not a registered charity that can issue tax receipts. Its purpose is to provide provincial programming for the continuous development of cross-country skiing programs, recreational through to competitive, to a broad cross section of the community.

1. Significant accounting policies:

The financial statements are prepared in accordance with Canadian Accounting Standards for Not-For-Profit Organizations in Part III of the CPA Canada Handbook. The Association's significant accounting policies are as follows:

(a) Fund accounting:

The Association reports its activities on a fund accounting basis. A fund is determined for the purpose of carrying on specific activities or attaining certain objectives in accordance with special regulations, restrictions or limitations. Each fund has its own statement of net assets which presents the results of operations for the fund. The statement of financial position of the Association includes the assets, liabilities and net assets of all funds presented in the financial statements.

(b) Revenue recognition:

The Association follows the deferral method of accounting for contributions which include donations and government grants.

Contributions that are unrestricted are recorded as revenue when received or receivable if the amount to be received can be reasonably estimated and collection is reasonably assured. Government grants approved but not received at the end of an accounting period are accrued. Restricted contributions are recognized in revenue in the period in which the expenses relating to the project are incurred.

Revenue from memberships and events are recognized when the services are provided or the goods are sold.

CROSS COUNTRY BC

Notes to Financial Statements (continued)

Year ended March 31, 2015

1. Significant accounting policies (continued):

(c) Capital assets:

Purchased capital assets are recorded at cost. Contributed capital assets are recorded at fair value at the date of contribution. Repairs and maintenance costs are charged to expenses. Betterments which extend the estimated life of an asset are capitalized. When a capital asset no longer contributes to the Association's ability to provide services, its carrying amount is written down to its residual value with no reversals of such write downs in subsequent periods.

Capital assets are amortized using the following methods and annual rates:

Asset	Basis	Rate
Vehicles	Declining balance	25%
Furniture and equipment	Straight-line	5 years
Computers	Straight-line	4 years

(d) Inventories:

Inventories are measured at the lower of cost and replacement cost. The Association uses the average cost formula for all inventories of the Association. Inventories are written down to their net realizable values when the cost of the inventories is not estimated to be recoverable. When circumstances which previously caused inventories to be written-down no longer exist the previous impairment is reversed.

(e) Use of estimates:

The preparation of the financial statements in accordance with Not-for-Profit Standards requires management to make estimates and assumptions that affect the reported amounts of assets and liabilities and disclosure of contingent assets and liabilities at the date of the financial statements and the reported amounts of revenue and expenses during the year. Actual results could differ from those estimates. These estimates are reviewed periodically, and, as adjustments become necessary, they are reported in the statement of operations in the year in which they become known.

CROSS COUNTRY BC

Notes to Financial Statements (continued)

Year ended March 31, 2015

1. Significant accounting policies (continued):

(f) Financial instruments:

Financial instruments are recorded at fair value on initial recognition. Freestanding derivative instruments that are not in a qualifying hedging relationship and equity instruments that are quoted in an active market are subsequently measured at fair value. All other financial instruments are subsequently recorded at cost or amortized cost, unless management has elected to carry the instruments at fair value. The Association has not elected to carry any such financial instruments at fair value.

Transaction costs incurred on the acquisition of financial instruments measured subsequently at fair value are expensed as incurred. All other financial instruments are adjusted by transaction costs incurred on acquisition and financing costs, which are amortized using the straight-line method.

Financial assets are assessed for impairment on an annual basis at the end of the fiscal year if there are indicators of impairment. If there is an indicator of impairment, the Association determines if there is a significant adverse change in the expected amount or timing of future cash flows from the financial asset. If there is a significant adverse change in the expected cash flows, the carrying value of the financial asset is reduced to the highest of the present value of the expected cash flows, the amount that could be realized from selling the financial asset or the amount the Association expects to realize by exercising its right to any collateral. If events and circumstances reverse in a future year, an impairment loss will be reversed to the extent of the improvement, not exceeding the initial carrying value.

(g) Contributed services:

A substantial number of volunteers contribute a significant amount of their time each year to the Association. Due to the difficult nature in determining a fair value for these services, they are not recognized in the financial statements.

2. Gaming activities:

Revenue earned from the Community Gaming grant is used to purchase goods and services required to provide the various programs offered by the Association during the year. As of March 31, 2015, the gaming funds that have yet to expended are \$nil (2014 - \$18,810).

Funds held in the Association's gaming account are restricted for these future programs, and have therefore been classified as restricted cash. The balance in this account at March 31, 2015 is \$297 (2014 - \$19,399).

CROSS COUNTRY BC

Notes to Financial Statements (continued)

Year ended March 31, 2015

3. Capital assets:

				2015	2014
	Cost	Accumulated amortization		Net book value	Net book value
Furniture and equipment	\$ 40,815	\$ 40,752	\$	63	\$ 244
Vehicles	53,462	43,806		9,656	12,876
Computers	21,641	21,641		-	342
	\$ 115,918	\$ 106,199	\$	9,719	\$ 13,462

4. Accounts payable and accrued liabilities:

Included in accounts payable and accrued liabilities are government remittances payable of \$364 (2014 - \$9,026), which includes amounts payable for payroll related taxes & worker's safety insurance premiums.

5. Commitments:

The Association leases premises under a lease agreement under a five year term. Minimum lease payments are as follows:

2016	\$	33,994
2017		18,606
2018		18,606
2019		3,101

6. Contingency:

From time to time the Association is brought forth as defendant in various lawsuits. The Association reviews its exposure to any potential litigation for which it would not be covered by insurance and assesses whether a successful claim against the Association would materially affect the financial statements of the Association. The Association is not aware of any claims brought against it that if not defended successfully would result in a material change to these financial statements.

CROSS COUNTRY BC

Notes to Financial Statements (continued)

Year ended March 31, 2015

7. Financial risks and concentration of risk:

(a) Credit risk:

The maximum credit risk exposure for all of the Association's current financial assets is the carrying value of those assets.

(b) Liquidity risk:

Liquidity risk is the risk that the Association will be unable to fulfil its obligations on a timely basis or at a reasonable cost. The Association manages its liquidity risk by monitoring its operating requirements. The Company prepares budget and cash forecasts to ensure it has sufficient funds to fulfill its obligations. There has been no change to the risk exposures from 2014.

8. Economic dependence:

A significant portion of the Association's revenue is derived from direct and indirect funding from the Province of British Columbia and the Federal Government. In 2015, these revenues represented 31% (2014 - 25%) of total revenue.



**BRITISH
COLUMBIA**

The Best Place on Earth

**Ministry of Community, Sport and Cultural
Development**

**Cross Country BC is the Provincial Sport
Organization for cross country skiing within the
province of British Columbia.**

**We gratefully acknowledge the financial support of the Province
Of British Columbia through the Ministry of Community, Sport
and Cultural Development, with the support of
viaSport British Columbia**